



US00D717689S

(12) **United States Design Patent**  
**Modderman et al.**

(10) **Patent No.:** **US D717,689 S**  
(45) **Date of Patent:** **\*\* Nov. 18, 2014**

(54) **LIGHTED TREE ORNAMENT**  
(71) Applicants: **Nathan Modderman**, Bigfork, MT  
(US); **Steven Modderman**, Bigfork, MT  
(US)  
(72) Inventors: **Nathan Modderman**, Bigfork, MT  
(US); **Steven Modderman**, Bigfork, MT  
(US)

(73) Assignee: **LMD Investments, LLC**, Bigfork, MT  
(US)

(\*\*) Term: **14 Years**

(21) Appl. No.: **29/471,071**

(22) Filed: **Oct. 28, 2013**

(51) **LOC (10) Cl.** ..... **11-04**

(52) **U.S. Cl.**  
USPC ..... **D11/124**

(58) **Field of Classification Search**  
USPC ..... D11/117, 121, 124, 125, 130, 131, 132,  
D11/133, 157; 428/7, 8, 9, 11, 12; D29/102;  
D2/865, 872, 873, 878, 879; 2/410,  
2/425; D26/2, 57, 94, 125; 362/565, 806  
See application file for complete search history.

(56) **References Cited**

U.S. PATENT DOCUMENTS

D226,676 S \* 4/1973 Felsen ..... D26/94  
D365,297 S \* 12/1995 Phurrough ..... D11/118  
D383,137 S \* 9/1997 Gamble et al. .... D14/230  
5,702,781 A \* 12/1997 Barker ..... 428/16  
D443,846 S \* 6/2001 Aldridge ..... D11/125

D480,984 S \* 10/2003 Trappani et al. .... D11/125  
D518,943 S \* 4/2006 Levinson ..... D2/879  
D593,284 S \* 6/2009 Wymer ..... D2/879  
D613,200 S \* 4/2010 Modderman et al. .... D11/124  
D629,182 S \* 12/2010 Castiel ..... D2/882  
D636,562 S \* 4/2011 Lam et al. .... D2/882  
D663,926 S \* 7/2012 Richards ..... D2/882  
D672,535 S \* 12/2012 Phan ..... D2/882  
D693,099 S \* 11/2013 Purdy ..... D2/882  
D703,418 S \* 4/2014 Sisera ..... D2/882

\* cited by examiner

*Primary Examiner* — Elizabeth J Oswecki

(74) *Attorney, Agent, or Firm* — Paine Hamblen, LLP

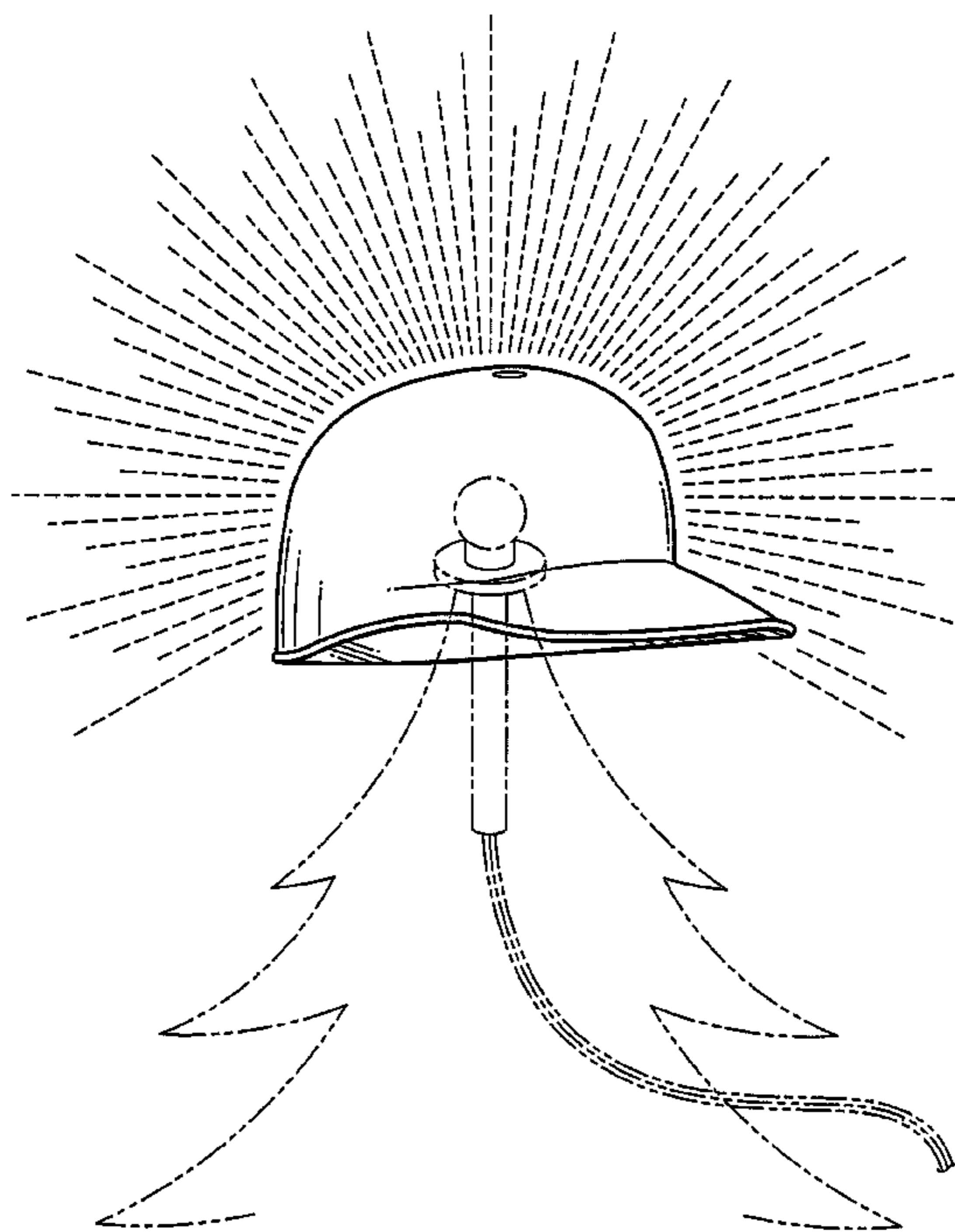
(57) **CLAIM**

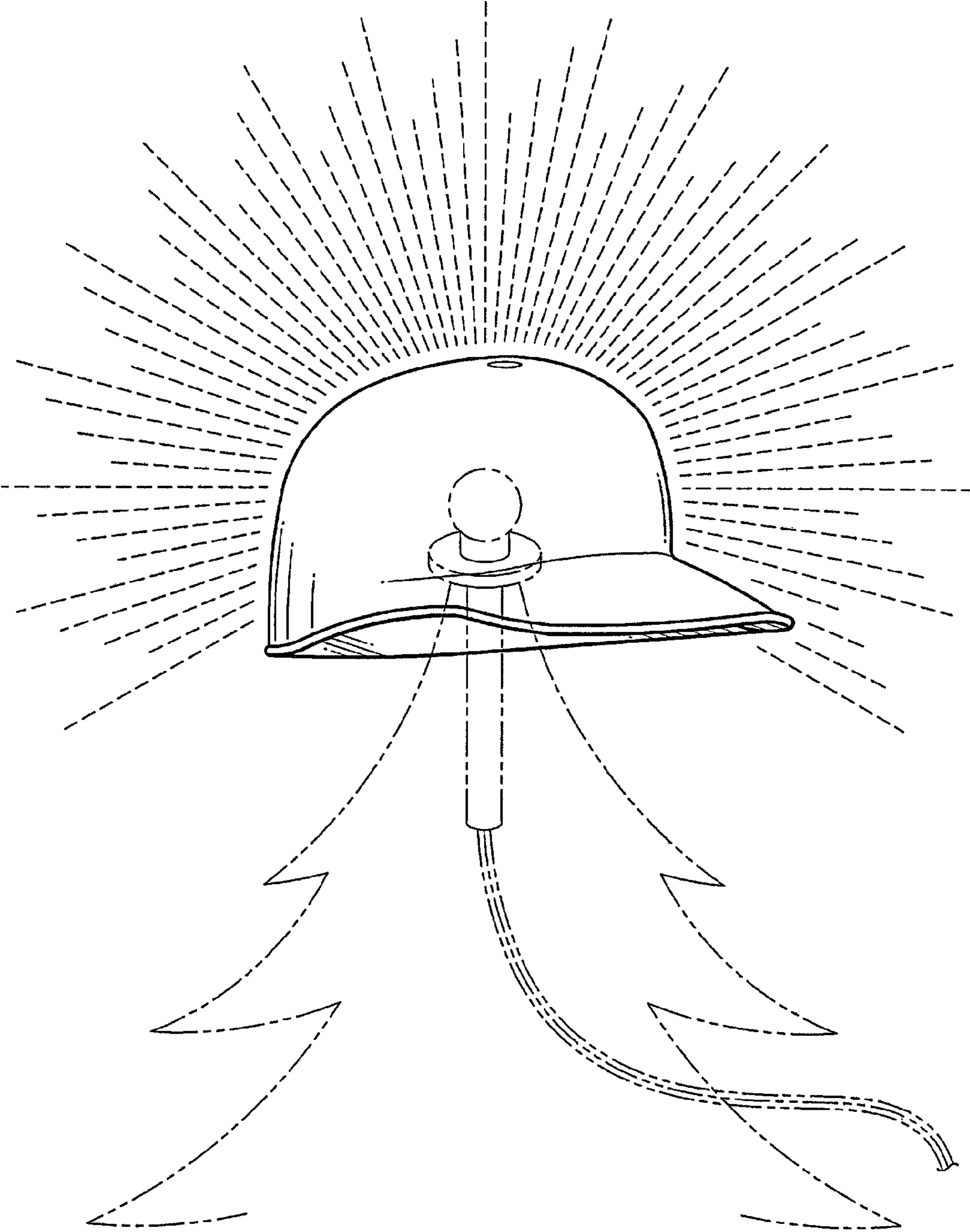
We claim the ornamental design for a lighted tree ornament,  
as shown and described.

**DESCRIPTION**


FIG. 1 is a perspective view of a lighted tree ornament, showing our new design, in a used condition with a tree shown in broken lines;  
FIG. 2 is another perspective view of the lighted tree ornament;  
FIG. 3 is a right side elevation view thereof;  
FIG. 4 is a front elevation view thereof;  
FIG. 5 is a rear elevation view thereof;  
FIG. 6 is a top plan view thereof; and,  
FIG. 7 is a bottom plan view thereof.  
The broken lines shown in the drawings represent portions of the lighted tree ornament that form no part of the claimed design.  
All surfaces not shown form no part of the claimed design.

**1 Claim, 7 Drawing Sheets**






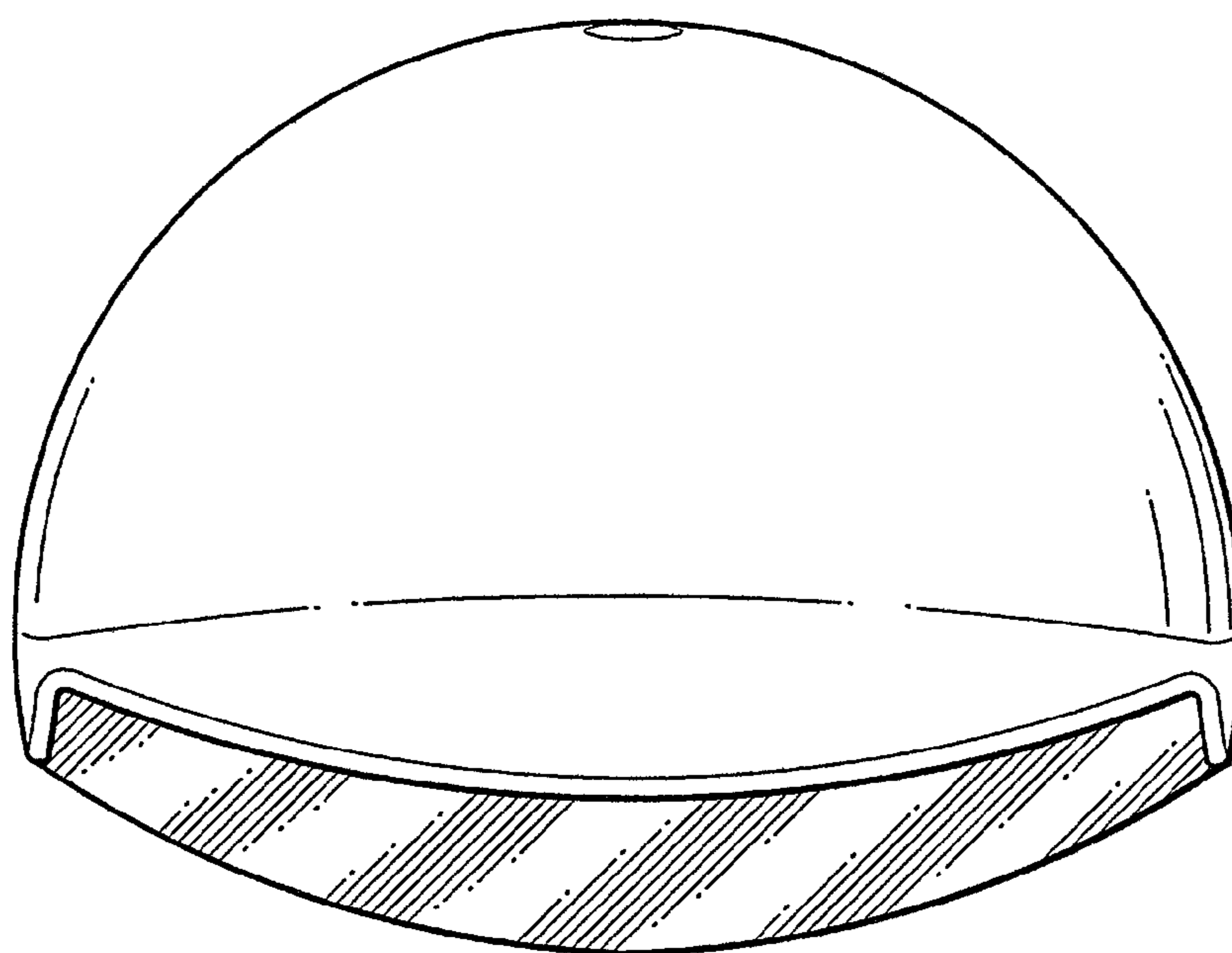
**FIG. 1**



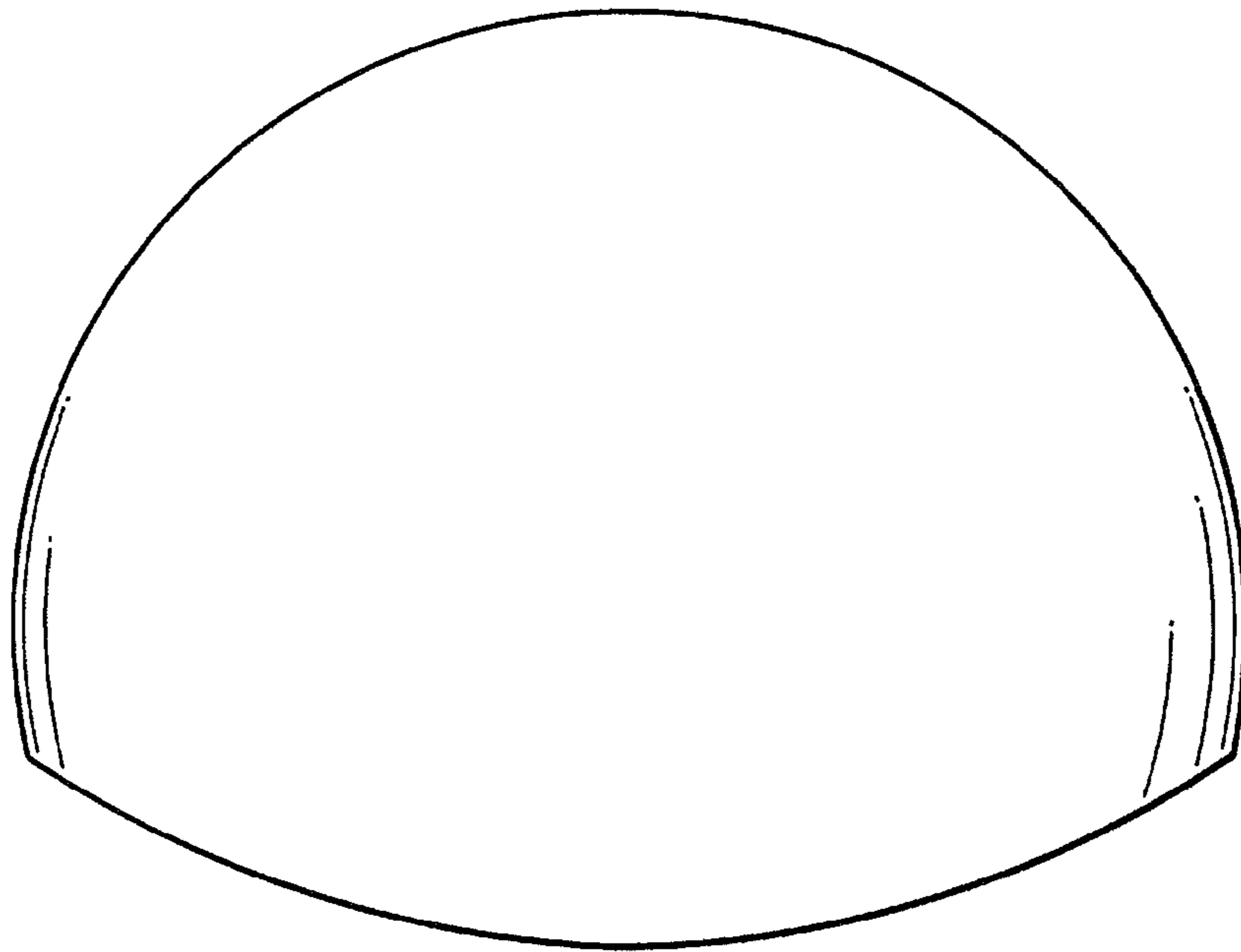
**FIG. 2**



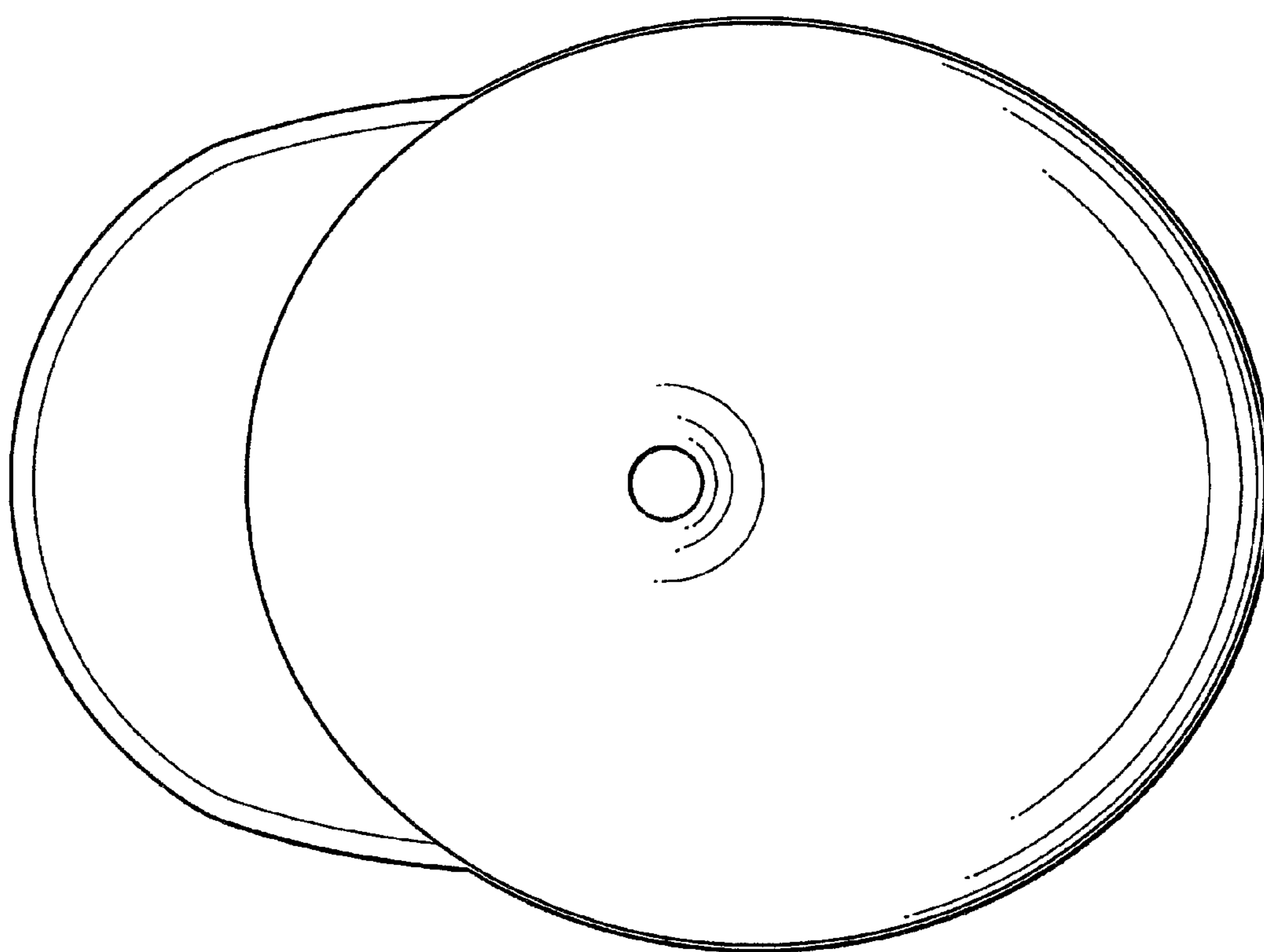
**FIG. 3**



**FIG. 4**

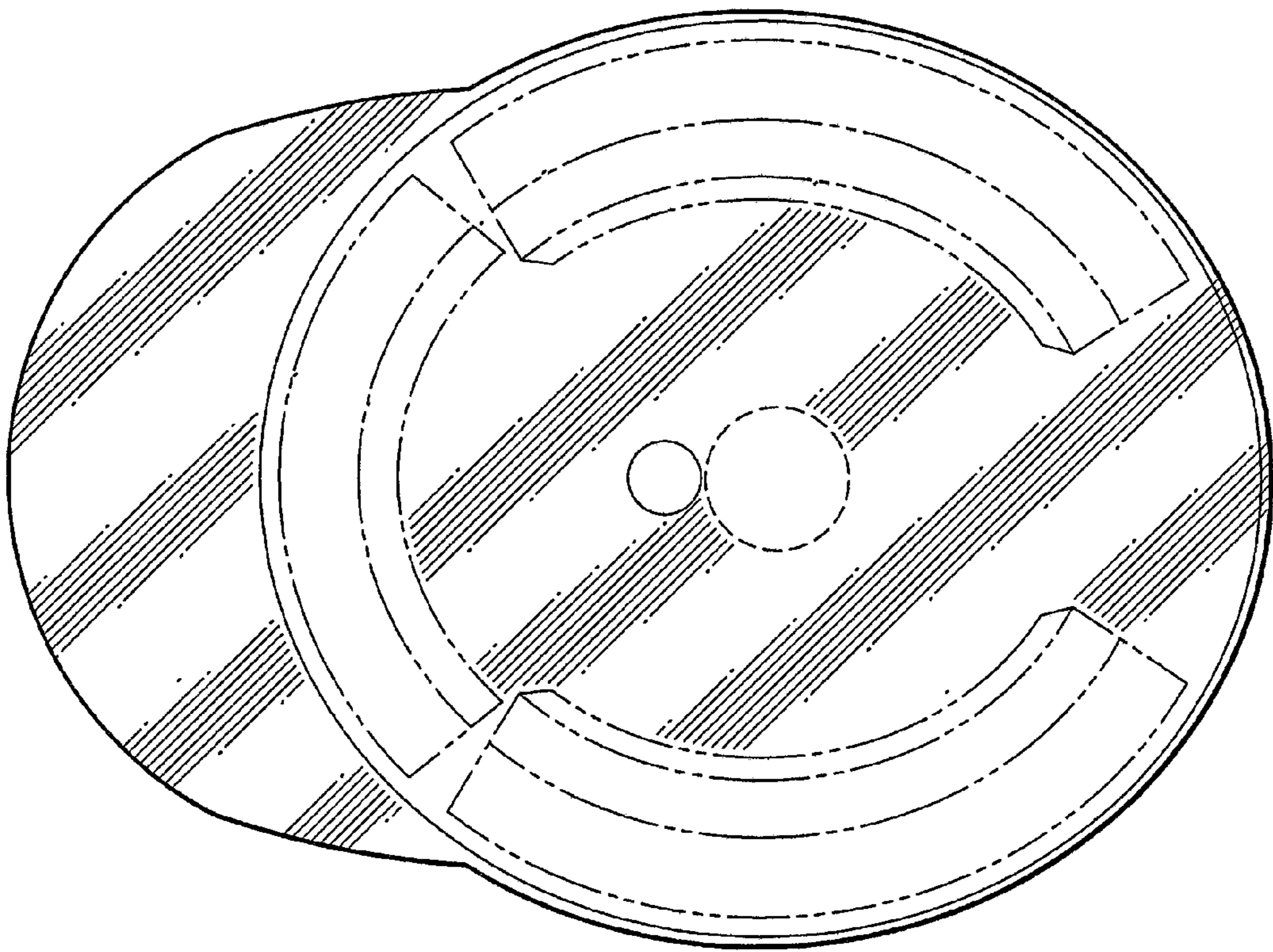


**FIG. 5**



**FIG. 6**





**FIG. 7**