



US00D717686S

(12) **United States Design Patent**
Aoki

(10) **Patent No.:** **US D717,686 S**
(45) **Date of Patent:** **** Nov. 18, 2014**

- (54) **JEWELRY RING**
- (71) Applicant: **Niwaka Corporation**, Kyoto (JP)
- (72) Inventor: **Toshikazu Aoki**, Kyoto (JP)
- (73) Assignee: **Niwaka Corporation**, Kyoto (JP)
- (**) Term: **14 Years**
- (21) Appl. No.: **29/469,391**
- (22) Filed: **Oct. 9, 2013**
- (51) **LOC (10) Cl.** **11-01**
- (52) **U.S. Cl.**
USPC **D11/37**
- (58) **Field of Classification Search**
USPC D11/1, 2, 3, 4, 5, 6, 7, 8, 9, 10, 11, 12,
D11/13, 14, 15, 16, 26-39, 79, 91, 92;
63/1.11, 3, 3.1, 3.2, 4, 5.1, 15.1-15.4,
63/15.45, 15.5, 15.6, 15.65, 15.7, 26-28
See application file for complete search history.

- D678,802 S * 3/2013 Takahashi D11/37
- D678,803 S * 3/2013 Takahashi D11/37
- D694,663 S * 12/2013 Wellendorff D11/37

OTHER PUBLICATIONS

- [Online] <http://www.mokumeweddingrings.com/299-large/solid-forged-palladium-and-silver-woodgrain-mokume-wedding-rings.jpg>. Retrieved Jul. 7, 2014.*
- [Online] <http://www.chrisploof.com/wp-content/uploads/2012/05/MG-100.jpg>. Retrieved Jul. 7, 2014.*
- [Online] <http://www.niwaka.com/img/ny-niwaka/wedding/yw131-132-133/list.jpg>. Retrieved Jul. 7, 2014.*

* cited by examiner

Primary Examiner — Susan E Krakower
Assistant Examiner — Melanie Pellegrini
 (74) *Attorney, Agent, or Firm* — Squire Patton Boggs (US) LLP

(57) **CLAIM**
 The ornamental design for a jewelry ring, as shown and described.

(56) **References Cited**

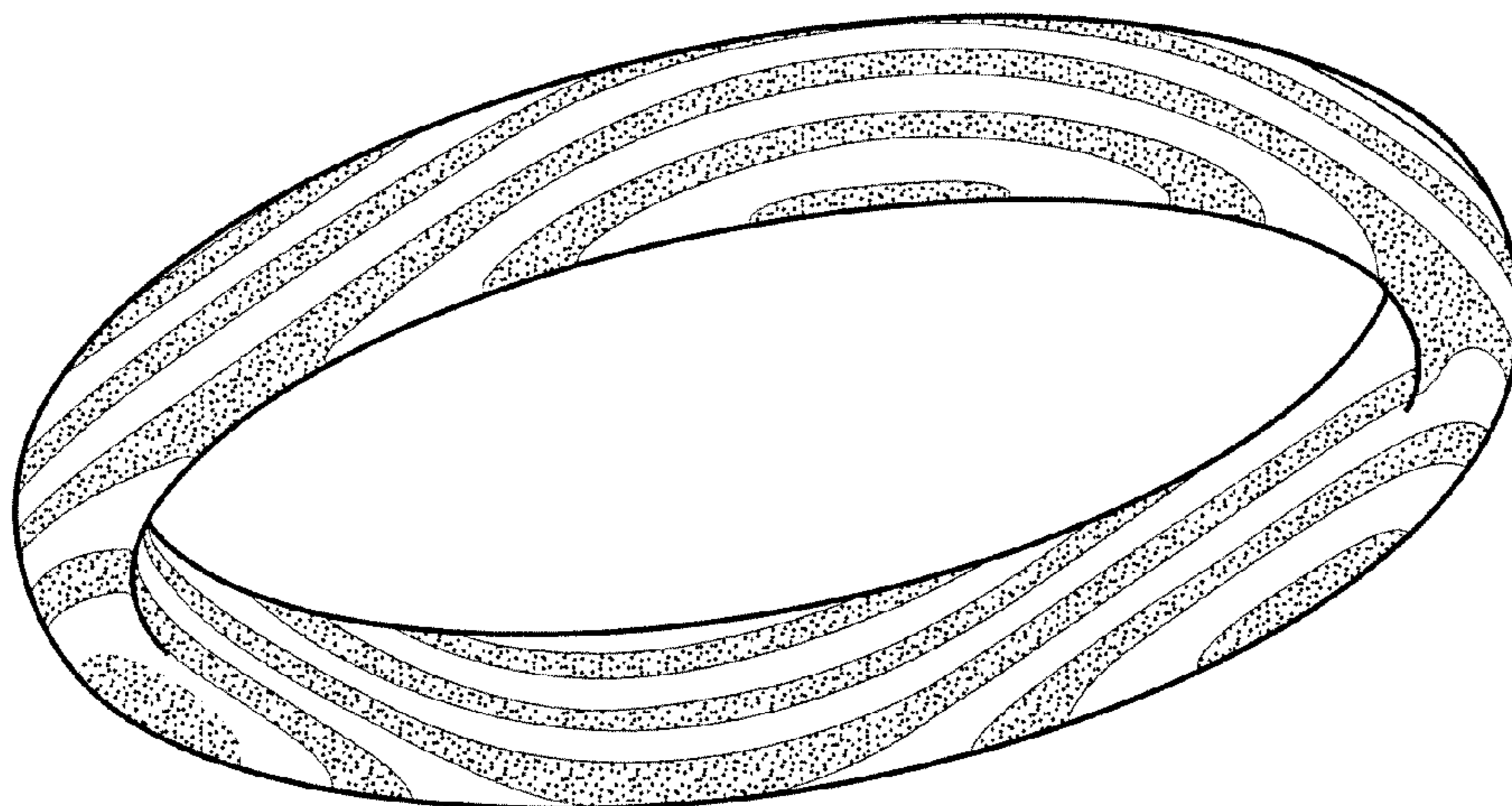
U.S. PATENT DOCUMENTS

- D86,355 S * 3/1932 Dahlin D11/32
- D141,652 S * 6/1945 Ray-Dupuis D11/4
- D241,765 S * 10/1976 Newcomb D11/29
- D342,916 S * 1/1994 Giralt D11/30
- D618,579 S * 6/2010 Takahashi D11/37
- D618,580 S * 6/2010 Takahashi D11/37
- D618,581 S * 6/2010 Takahashi D11/37
- D619,029 S * 7/2010 Takahashi D11/37
- D678,103 S * 3/2013 Takahashi D11/37
- D678,106 S * 3/2013 Takahashi D11/37
- D678,108 S * 3/2013 Takahashi D11/37
- D678,799 S * 3/2013 Takahashi D11/37
- D678,800 S * 3/2013 Takahashi D11/37

DESCRIPTION

FIG. 1 is a perspective view of a jewelry ring showing my new design;
 FIG. 2 is a front view thereof;
 FIG. 3 is a rear view thereof;
 FIG. 4 is a right side view thereof;
 FIG. 5 is a left side view thereof;
 FIG. 6 is a top view thereof; and,
 FIG. 7 is a bottom view thereof.
 The bands with stipple shading illustrate a contrasting appearance from the bands without stipple shading.

1 Claim, 5 Drawing Sheets



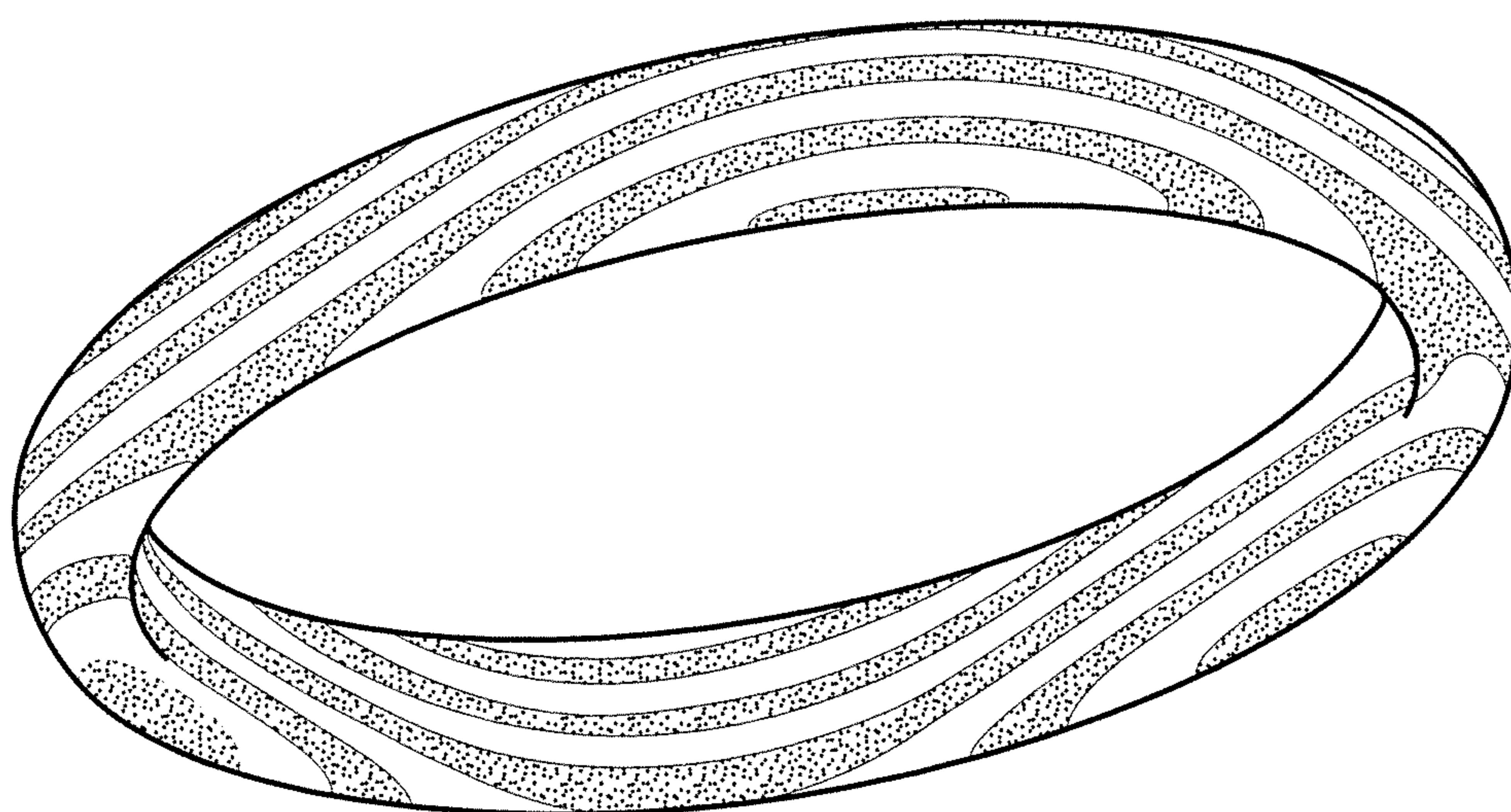


FIG. 1

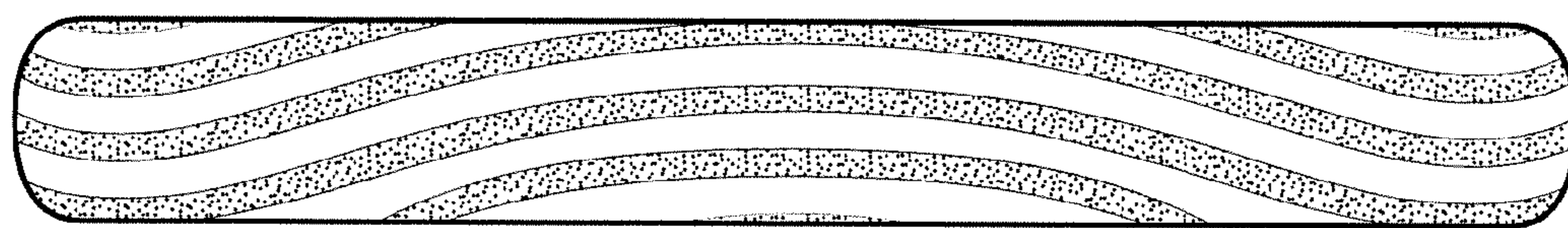


FIG. 2

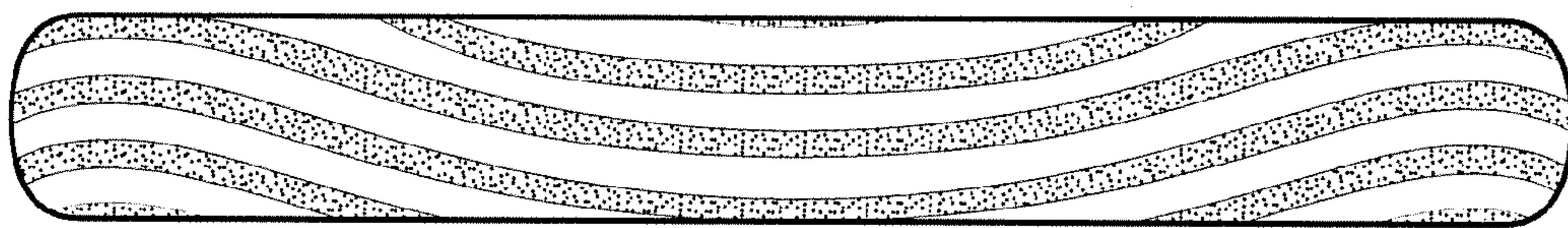


FIG. 3

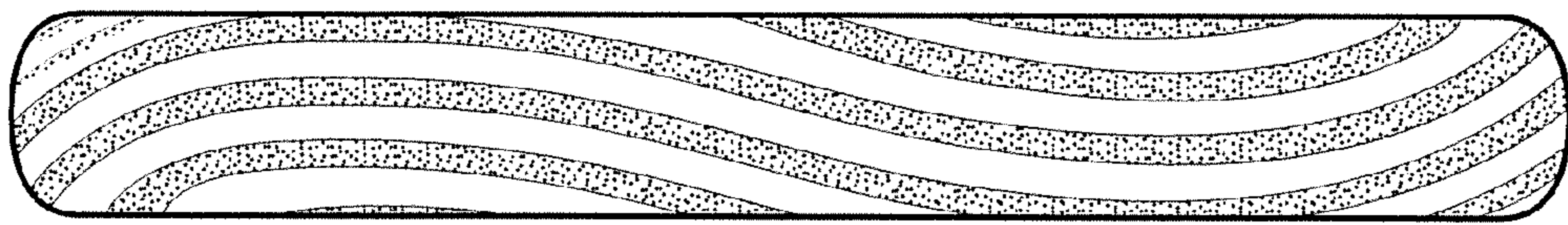


FIG. 4

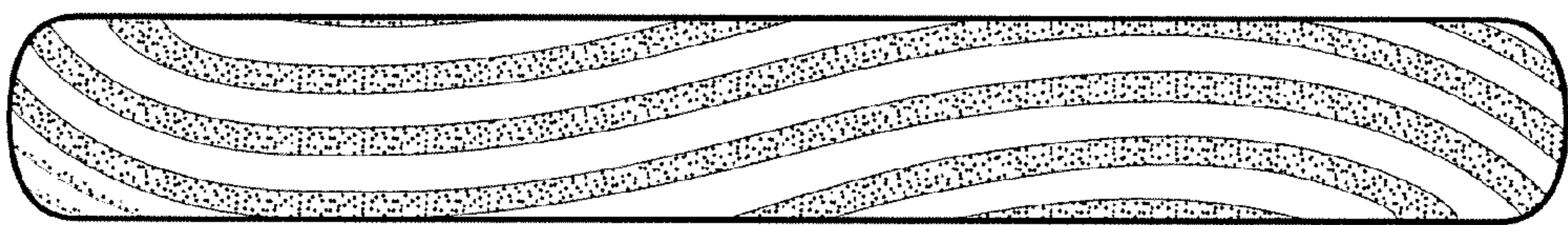


FIG. 5




FIG. 6




FIG. 7