



US00D717684S

(12) **United States Design Patent**
Delaney

(10) **Patent No.:** **US D717,684 S**

(45) **Date of Patent:** **** Nov. 18, 2014**

(54) **BRACELET**

(71) Applicant: **Jennifer Delaney**, Naples, FL (US)

(72) Inventor: **Jennifer Delaney**, Naples, FL (US)

(**) Term: **14 Years**

(21) Appl. No.: **29/485,203**

(22) Filed: **Mar. 17, 2014**

(51) **LOC (10) Cl.** **11-01**

(52) **U.S. Cl.**
USPC **D11/3**

(58) **Field of Classification Search**

CPC A44C 15/0015; A44C 15/005; A44C
5/0015; A44C 5/0007; A44C 9/00; A45C
15/06
USPC D11/1-30, 79, 81, 82, 86, 93, 94, 162,
D11/200, 213, 216, 220; 63/1.11, 1.13,
63/1.14, 1.15, 1.16, 3, 3.1, 3.2, 4, 5.1, 7, 9,
63/10, 11, 12, 15, 15.1, 15.2, 15.3, 15.45,
63/15.5, 15.9, 24, 26, 33; D10/30-32, 38,
D10/46; D24/206; D30/151-153; D14/344;
D8/395, 396; D7/632, 633, 634;
362/103-108; 368/273-278, 281-283

See application file for complete search history.

(56) **References Cited**

U.S. PATENT DOCUMENTS

254,156 A * 2/1882 Ricker et al. D30/152
1,280,707 A * 10/1918 Gebhardt 63/15
1,422,819 A * 7/1922 Blaicher 63/15
1,579,820 A * 4/1926 Kislinger 63/3
D293,561 S * 1/1988 Bulgari D11/3
4,821,533 A * 4/1989 Bonnefoy 63/3

D353,033 S * 12/1994 Johanson D30/152
D375,612 S * 11/1996 Elder D30/152
D433,649 S * 11/2000 Buettell D11/200
D470,429 S * 2/2003 Bonnet D11/3
D473,155 S * 4/2003 Bonnet D11/26
D495,972 S * 9/2004 Pettingill D11/220
D533,085 S * 12/2006 Mourgue D10/32
D552,004 S * 10/2007 Varon D11/3
D608,236 S * 1/2010 Akdemir D11/26
D651,931 S * 1/2012 Molik D11/3
D659,581 S * 5/2012 Fillon D11/26
D663,230 S * 7/2012 Fillon D11/4
D677,191 S * 3/2013 Benjamin D11/4
D708,089 S * 7/2014 Burbano D11/6
2011/0296873 A1 * 12/2011 Derrig 63/15
2014/0098523 A1 * 4/2014 Sutton 362/103
2014/0174124 A1 * 6/2014 Duggal 63/5.1

* cited by examiner

Primary Examiner — Cathron Brooks

Assistant Examiner — Llorellys Martinez-Rivera

(74) *Attorney, Agent, or Firm* — Gulf Coast Intellectual Property Group

(57) **CLAIM**

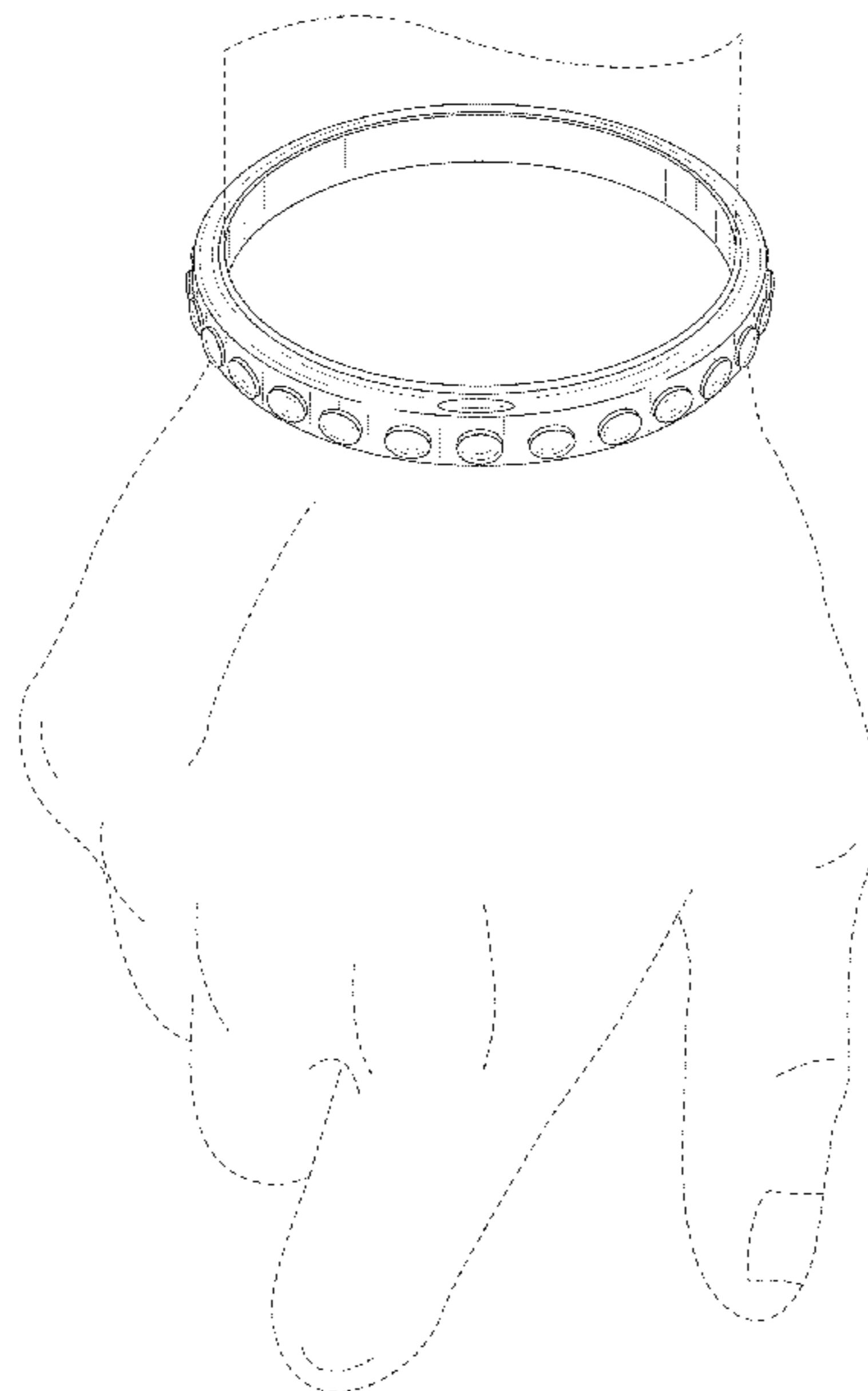
The ornamental design for the bracelet, as shown and described.

DESCRIPTION

FIG. 1 is a perspective view of the present invention; and FIG. 2 is a bottom view of the present invention; and FIG. 3 is a top view of the present invention; and FIG. 4 is a right side of the present invention; and, FIG. 5 is a left side view of the present invention.

The broken line portions of FIG. 1 are included to show environmental subject matter only and form no part of the claimed design.

1 Claim, 3 Drawing Sheets



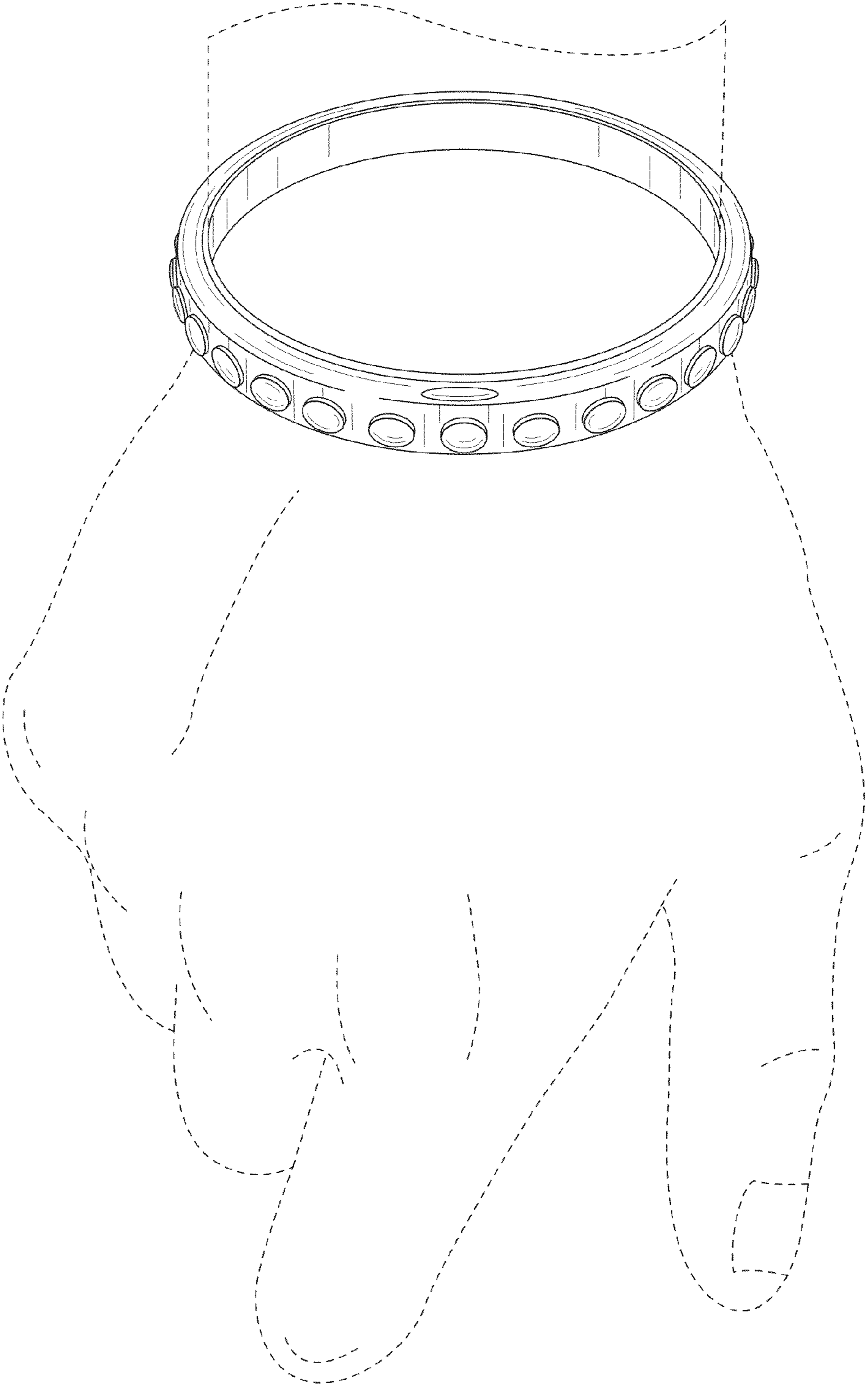


FIG. 1

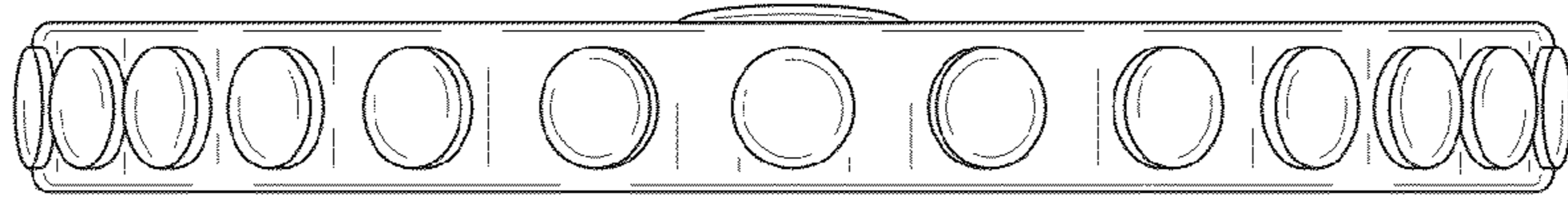


FIG. 2

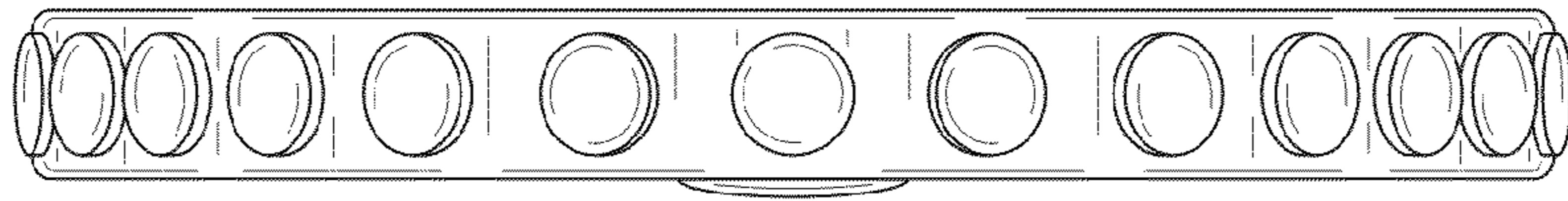


FIG. 3




FIG. 4




FIG. 5