



US00D717672S

(12) **United States Design Patent**
Maduro

(10) **Patent No.:** **US D717,672 S**
(45) **Date of Patent:** **** Nov. 18, 2014**

(54) **ANTI-RADIATION STICKER**

Primary Examiner — Antoine D Davis

(71) Applicant: **Lon T. Maduro**, Houston, TX (US)

(74) *Attorney, Agent, or Firm* — Gordon G. Waggett, P.C.

(72) Inventor: **Lon T. Maduro**, Houston, TX (US)

(57) **CLAIM**

(**) Term: **14 Years**

The ornamental design for the anti-radiation sticker, as shown and described.

(21) Appl. No.: **29/457,108**

DESCRIPTION

(22) Filed: **Jun. 6, 2013**

(51) **LOC (10) Cl.** **10-04**

FIG. 1 is a perspective view taken from the front of the anti-radiation sticker.

(52) **U.S. Cl.**
USPC **D10/47; D10/57**

FIG. 2 is a top plan view of the anti-radiation sticker of FIG. 1.

(58) **Field of Classification Search**
USPC D10/47, 57; 250/337, 472.1–488.1
See application file for complete search history.

FIG. 3 is a bottom plan view of the anti-radiation sticker of FIG. 1.

(56) **References Cited**

FIG. 4 is a left side elevational view of the anti-radiation sticker of FIG. 1.

U.S. PATENT DOCUMENTS

FIG. 5 is a right side elevational view of the anti-radiation sticker of FIG. 1.

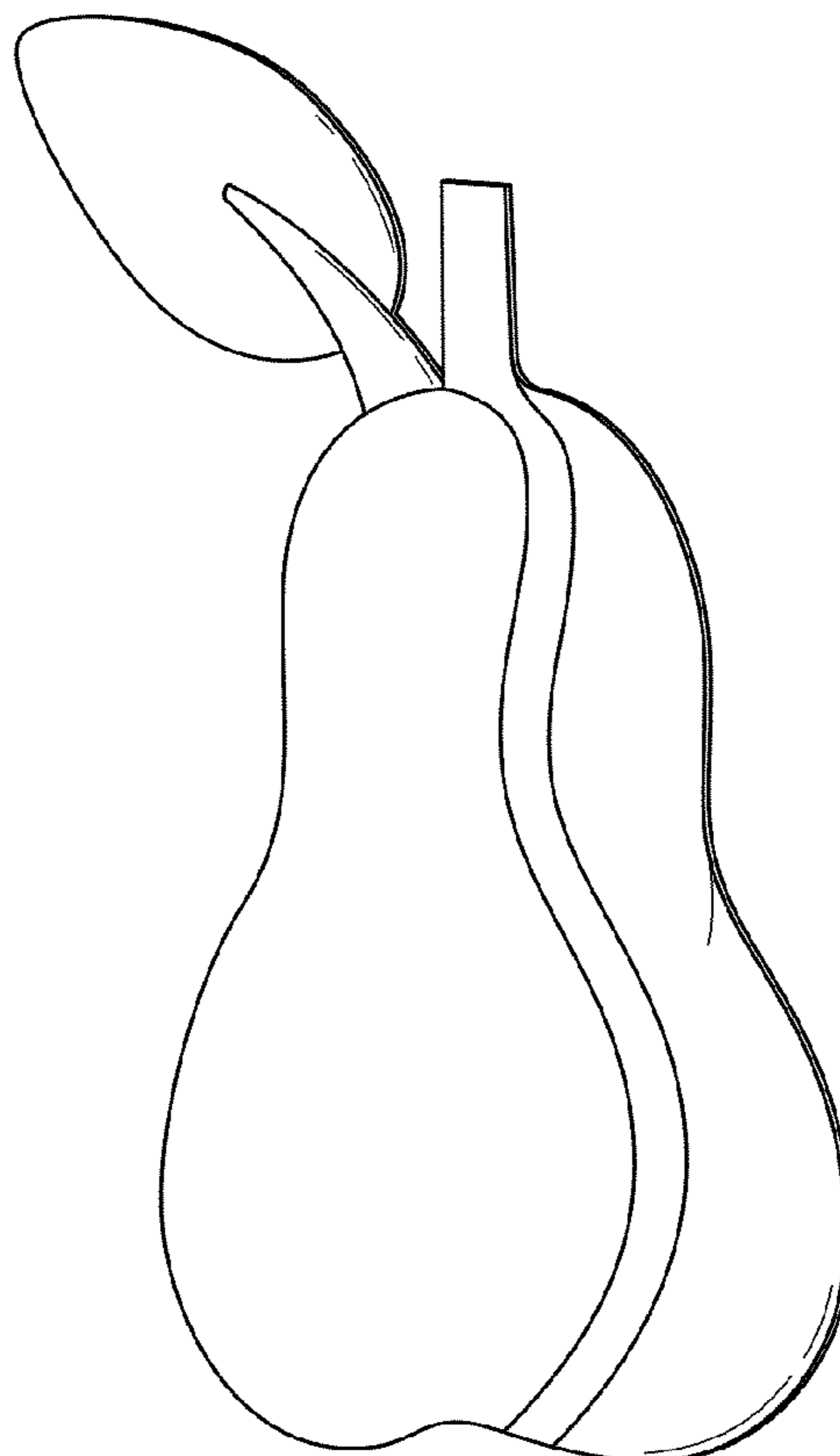
D335,824 S *	5/1993	Hamilton	D10/47
D490,326 S *	5/2004	Saubolle	D10/47
D539,177 S *	3/2007	Widener et al.	D10/47
D580,281 S *	11/2008	Lewis	D10/47

FIG. 6 is a top side elevational view of the anti-radiation sticker of FIG. 1; and,

FIG. 7 is a bottom side elevational view of the anti-radiation sticker of FIG. 1.

* cited by examiner

1 Claim, 3 Drawing Sheets



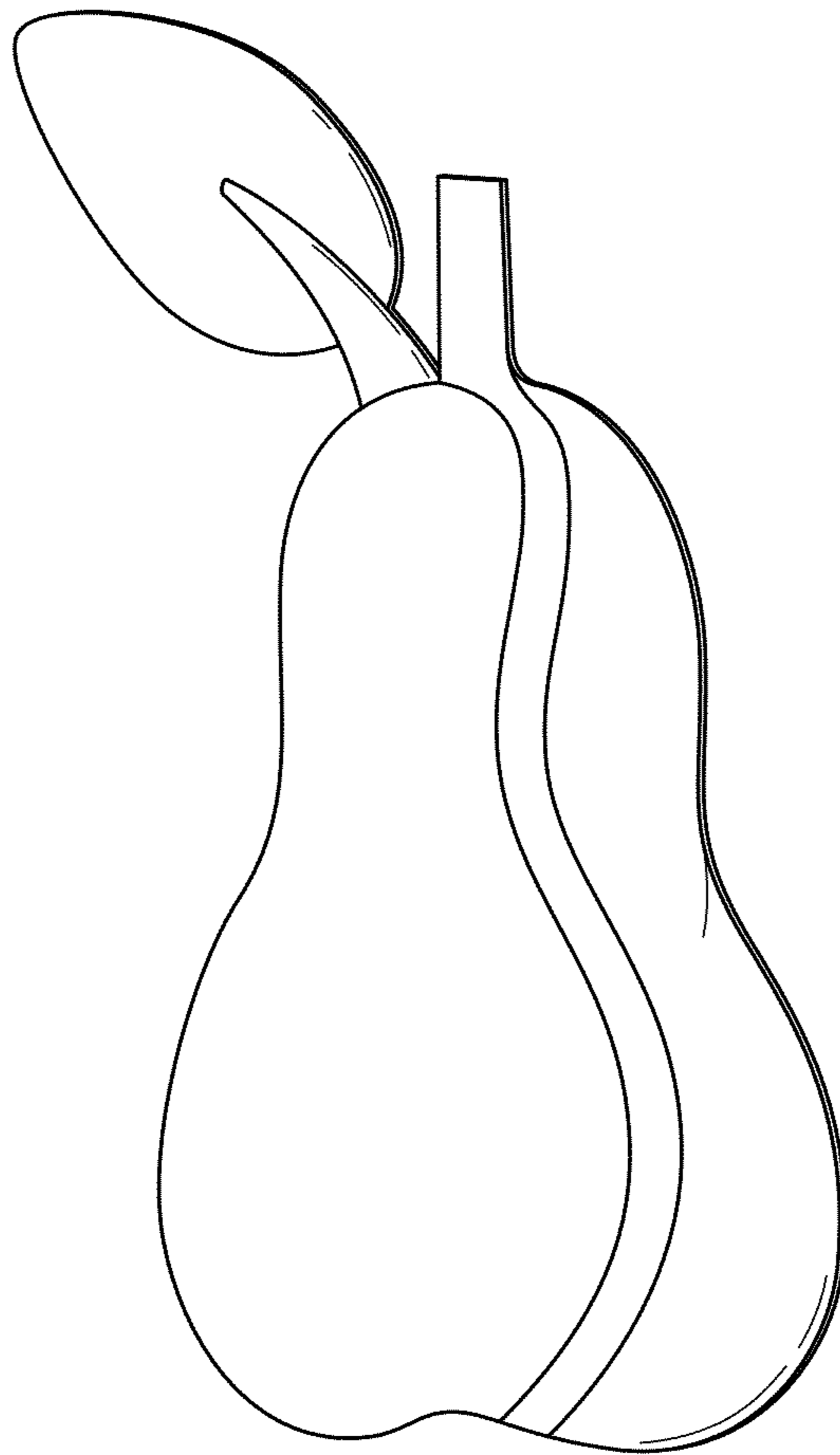


FIG. 1

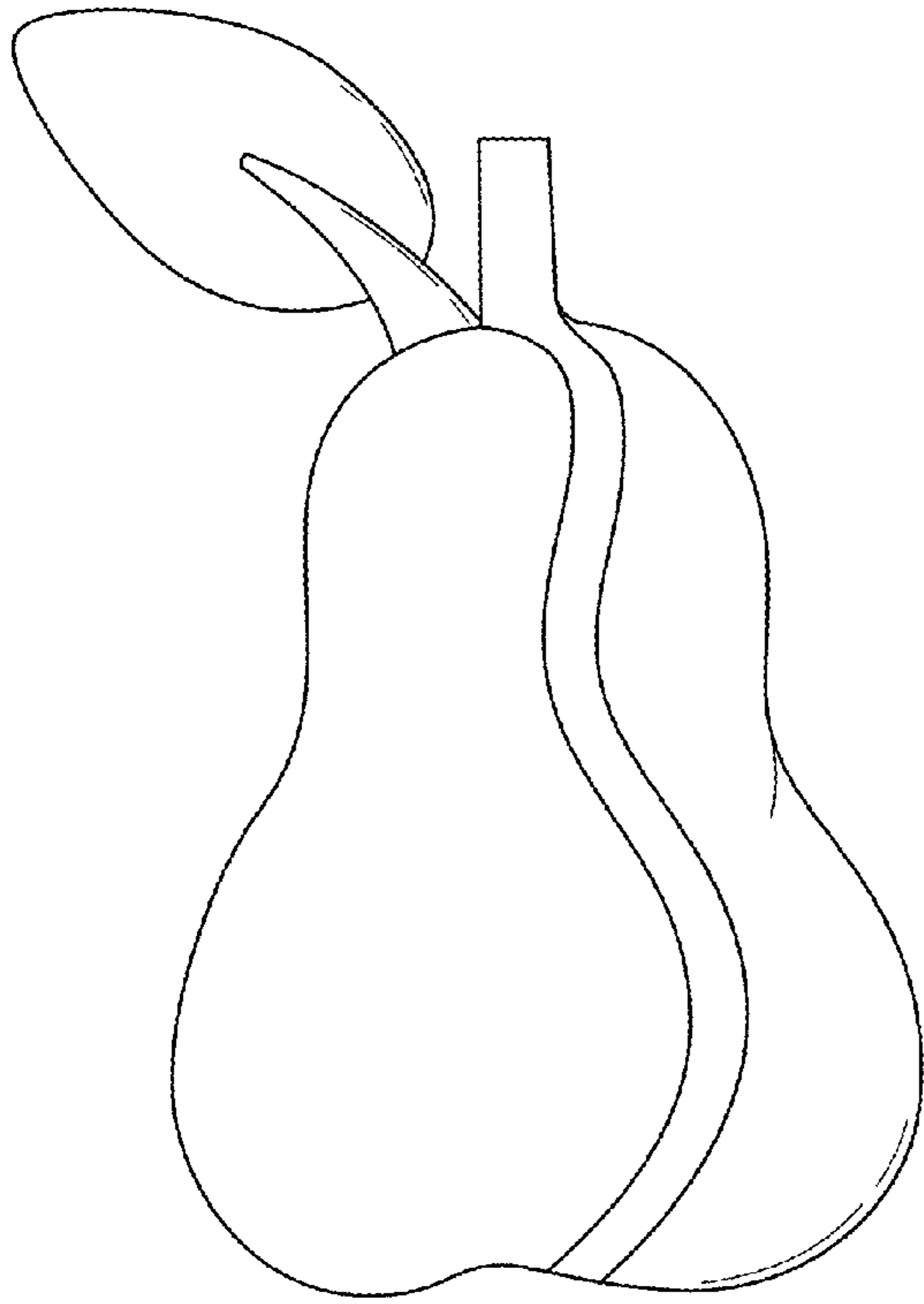


FIG. 2

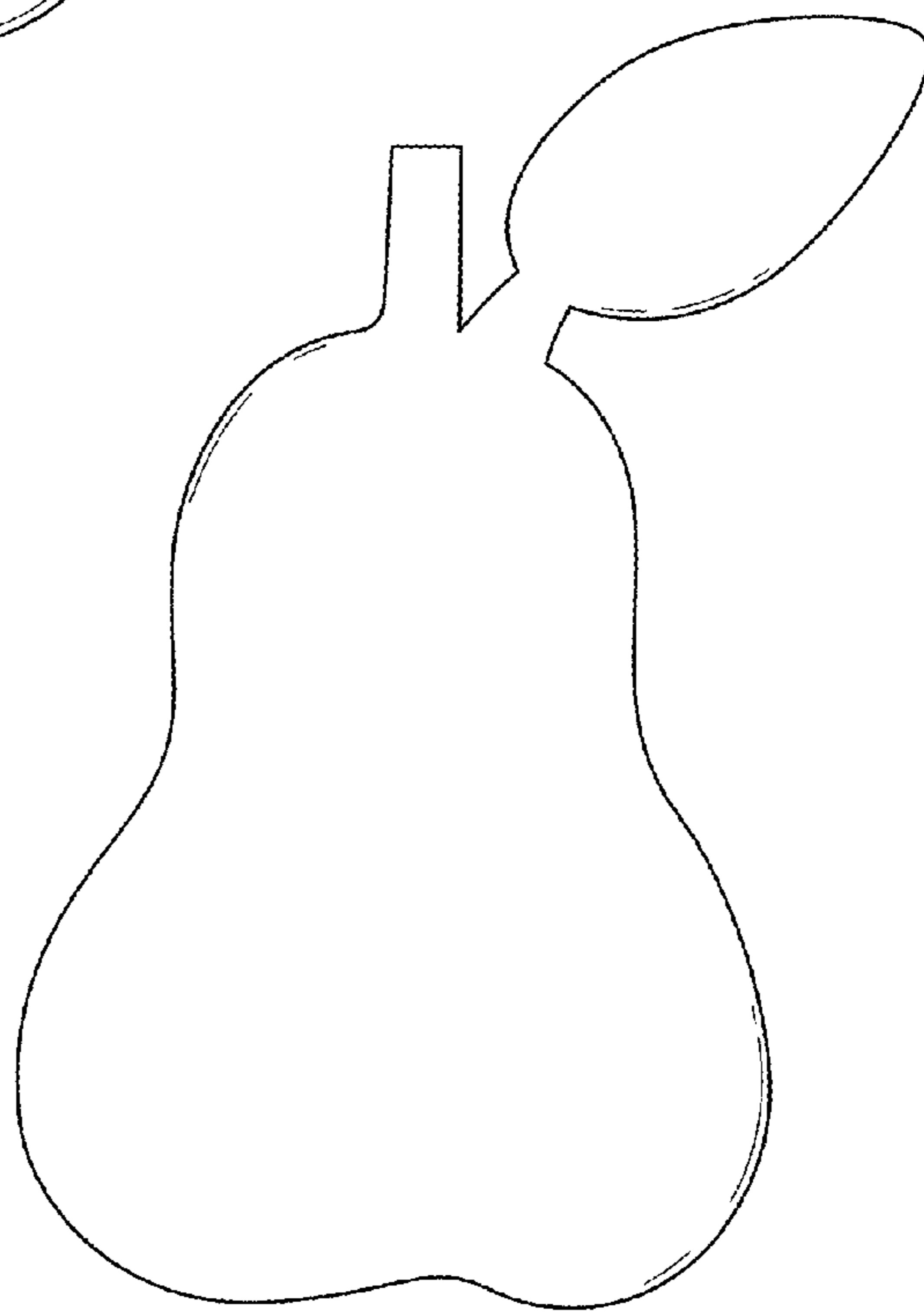


FIG. 3



FIG. 4



FIG. 5




FIG. 6



FIG. 7