



US00D717670S

(12) **United States Design Patent**  
**Davoli**

(10) **Patent No.:** **US D717,670 S**

(45) **Date of Patent:** **\*\* Nov. 18, 2014**

(54) **WATCH**

(71) Applicant: **Richemont International SA,**  
Villars-sur-Glâne (CH)

(72) Inventor: **Laurent Davoli,** Beaumont (FR)

(73) Assignee: **Richemont International SA,**  
Villars-sur-Glâne (CH)

(\*\*) Term: **14 Years**

(21) Appl. No.: **29/485,830**

(22) Filed: **Mar. 24, 2014**

(30) **Foreign Application Priority Data**

Sep. 24, 2013 (WO) ..... DM/081 821

(51) **LOC (10) CL.** ..... **10-02**

(52) **U.S. CL.**  
USPC ..... **D10/39**

(58) **Field of Classification Search**  
USPC ..... D10/30-39, 122-132; 368/276, 281,  
368/282, 285  
See application file for complete search history.

(56) **References Cited**

**U.S. PATENT DOCUMENTS**

3,570,239	A	*	3/1971	Francois	.....	68/11
D325,532	S	*	4/1992	Bulgari	.....	D10/39
D365,772	S	*	1/1996	Wunderman	.....	D10/32
D368,664	S	*	4/1996	Schick et al.	.....	D10/39
D373,957	S	*	9/1996	Mareschal	.....	D10/30
D433,950	S	*	11/2000	Fallani	.....	D10/39
D434,680	S	*	12/2000	Fallani	.....	D10/39

D438,473	S	*	3/2001	Dumas	.....	D10/39
D467,820	S	*	12/2002	Berliat	.....	D10/39
6,520,674	B1	*	2/2003	Tokoro	.....	368/127
D505,342	S	*	5/2005	Hayek	.....	D10/39
D512,923	S	*	12/2005	Bolt et al.	.....	D10/39
D528,452	S	*	9/2006	Coudray	.....	D10/126
D530,628	S	*	10/2006	Raffy	.....	D10/32
D537,741	S	*	3/2007	Gruosi-Scheufele	.....	D10/39
D546,715	S	*	7/2007	Gruosi-Scheufele	.....	D10/39
D546,716	S	*	7/2007	Gruosi-Scheufele	.....	D10/39
D559,128	S	*	1/2008	Laucella	.....	D10/39
D568,180	S	*	5/2008	Laucella	.....	D10/39
D579,793	S	*	11/2008	Hayek	.....	D10/39
7,527,423	B2	*	5/2009	Ruchonnet et al.	.....	368/127
D615,883	S	*	5/2010	Laucella	.....	D10/39
D641,264	S	*	7/2011	Garcia	.....	D10/39
D669,372	S	*	10/2012	Laucella	.....	D10/39
D677,176	S	*	3/2013	Ruffieux	.....	D10/39
D692,322	S	*	10/2013	Behling	.....	D10/39

\* cited by examiner

*Primary Examiner* — Lucy Lieberman

(74) *Attorney, Agent, or Firm* — Krieg DeVault LLP; Brad A. Schepers

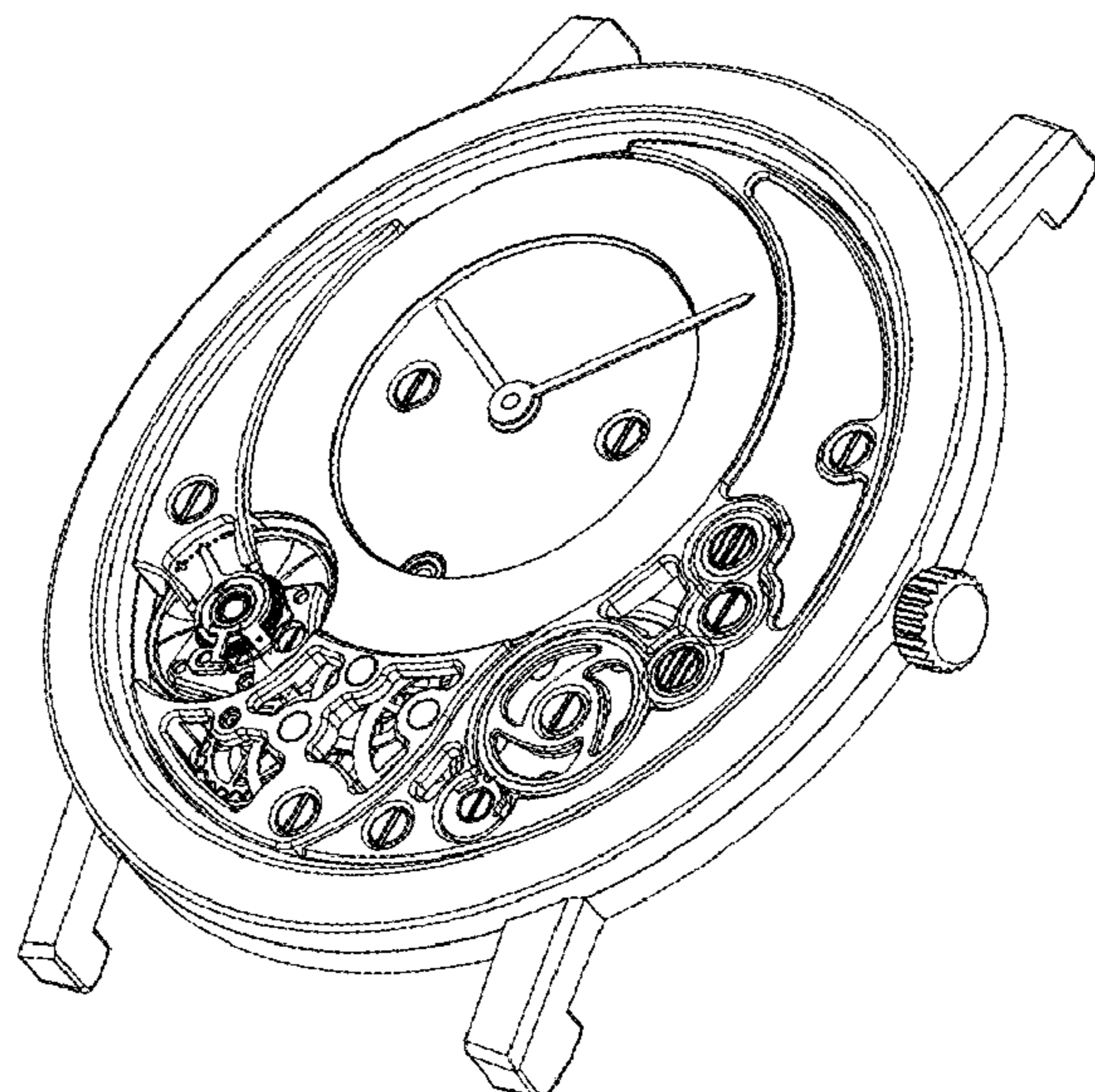
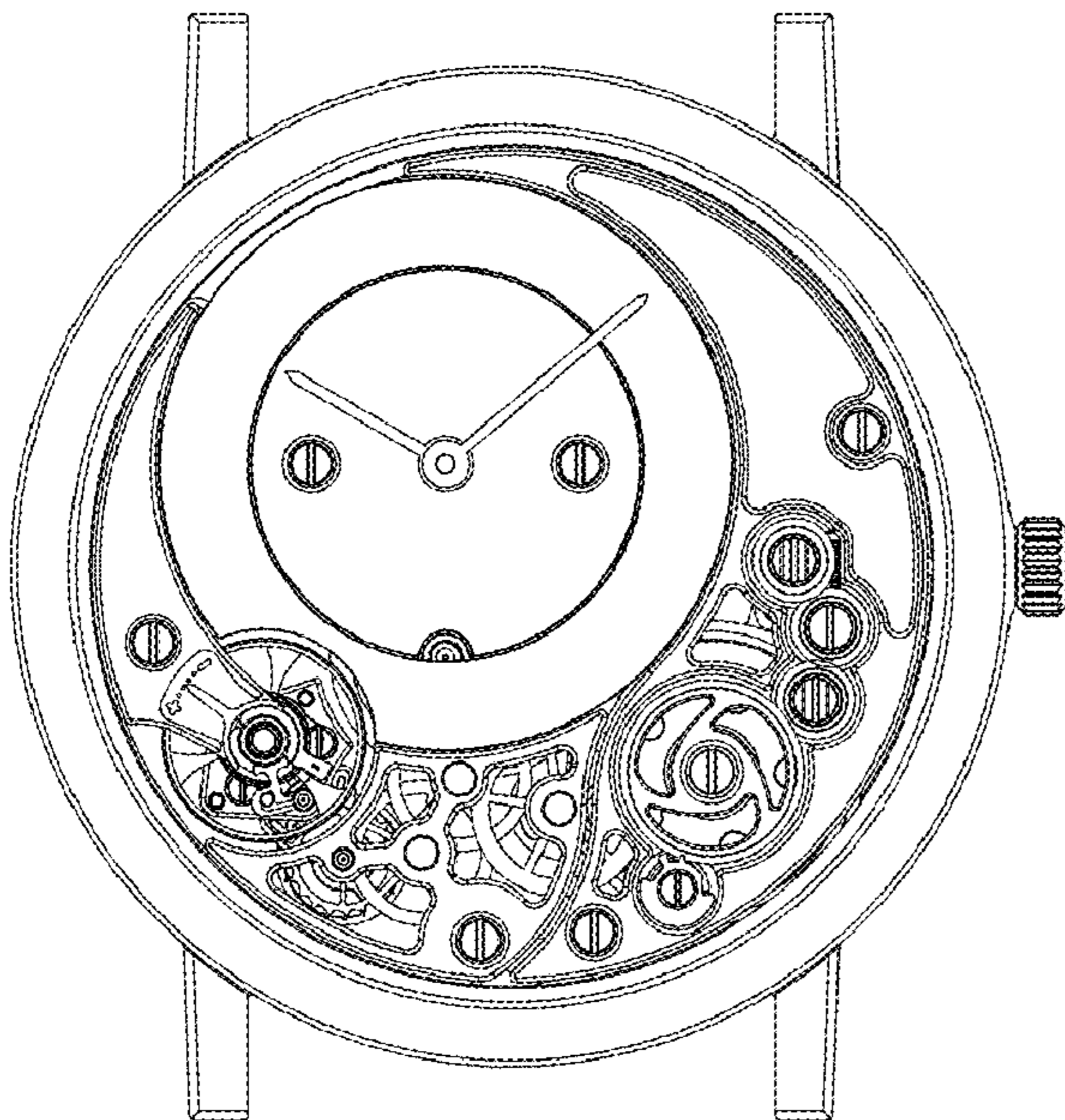
(57) **CLAIM**

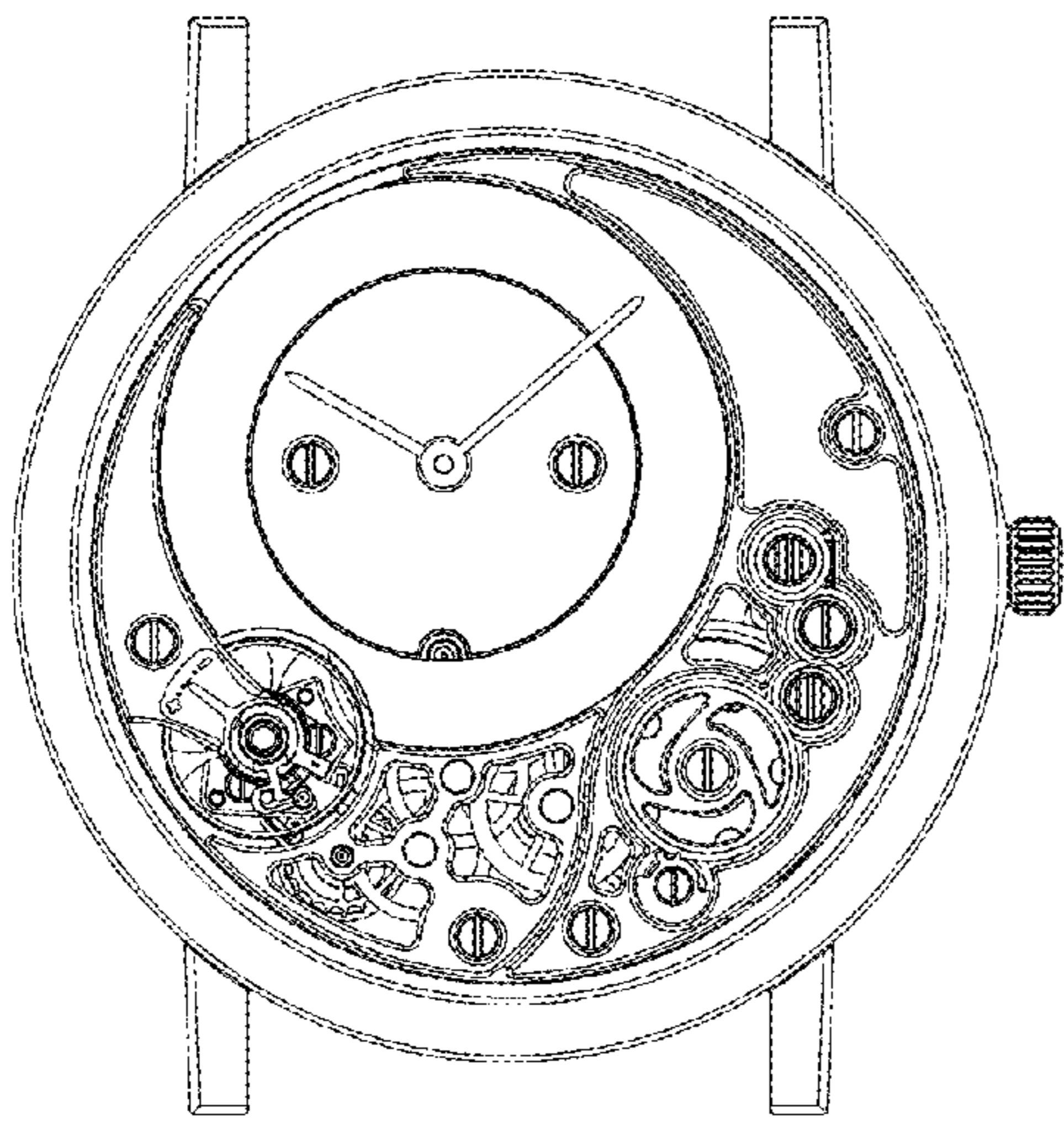
The ornamental design for a watch, as shown and described.

**DESCRIPTION**

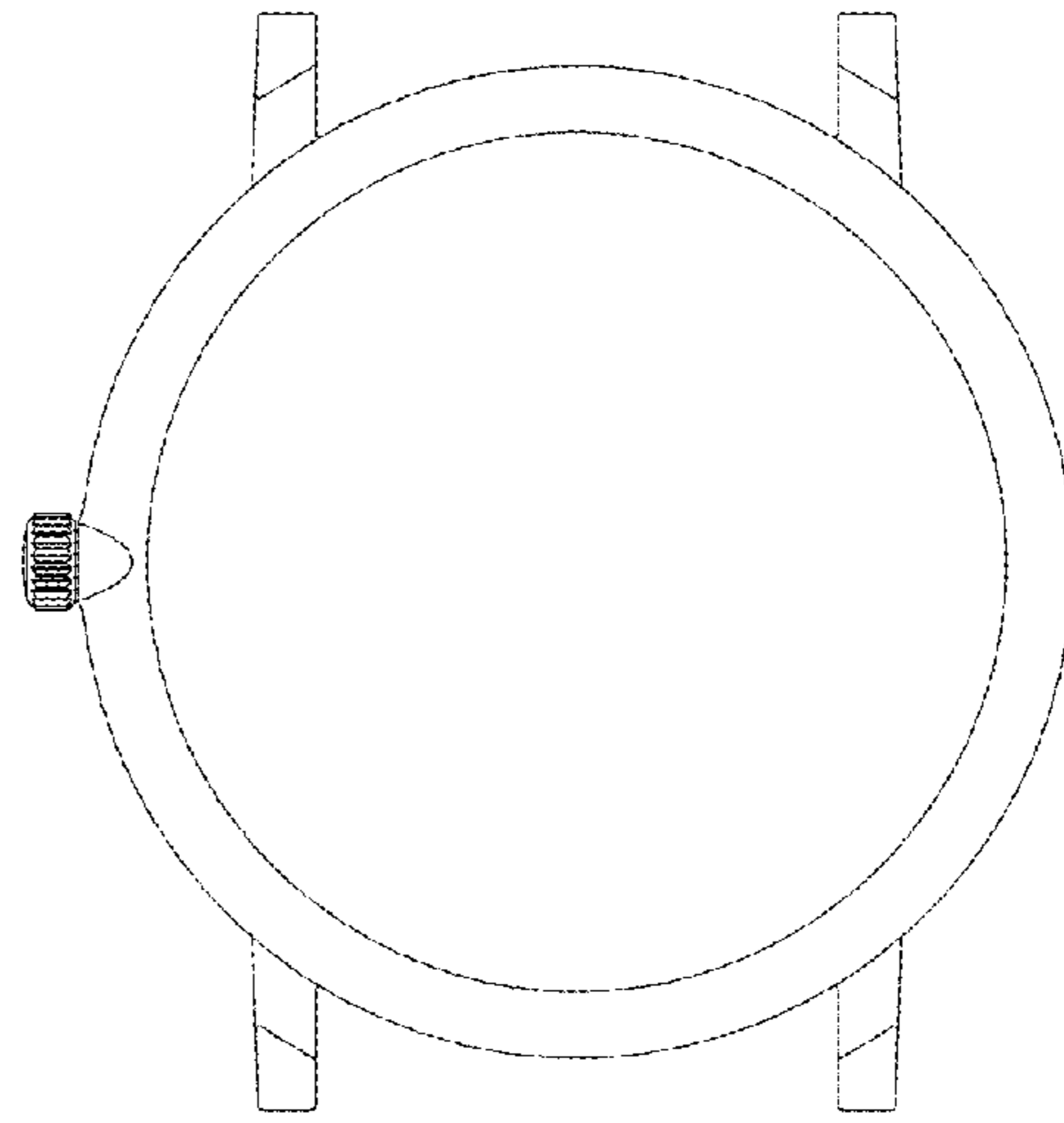
FIG. 1 is a front view of the watch of the present invention. FIG. 2 is a rear view of the watch of FIG. 1. FIG. 3 is a left side view of the watch of FIG. 1. FIG. 4 is a right side view of the watch of FIG. 1. FIG. 5 is a top view of the watch of FIG. 1. FIG. 6 is a bottom view of the watch of FIG. 2; and, FIG. 7 is front, right-side perspective view of the watch of FIG. 1.

**1 Claim, 1 Drawing Sheet**

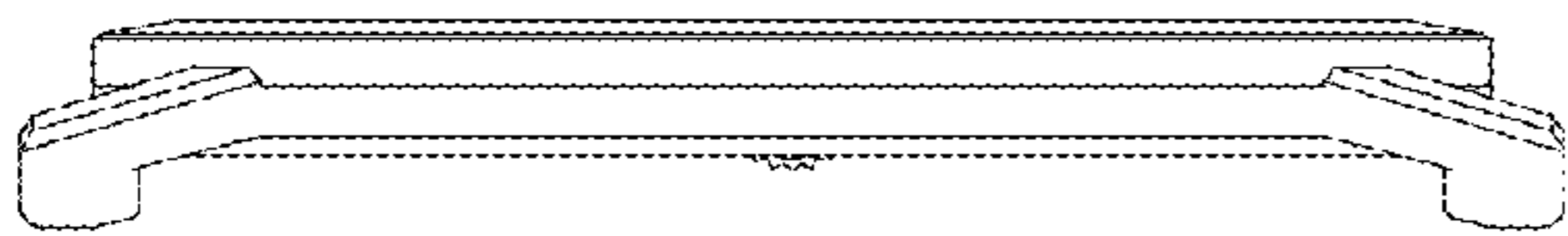




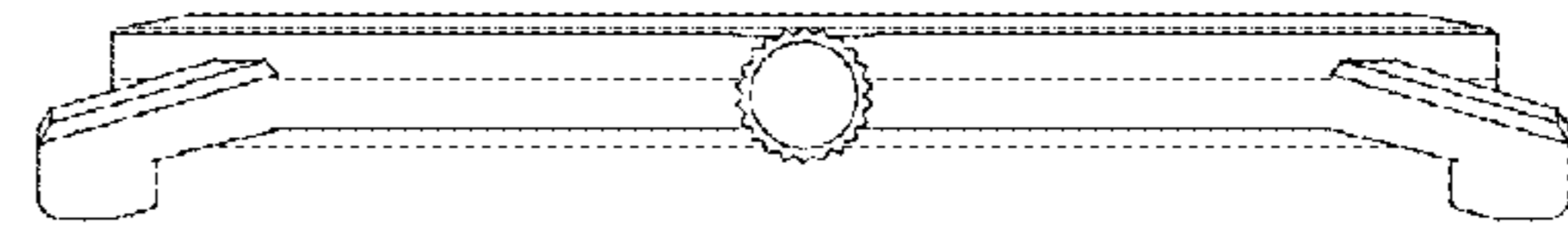
**Fig. 1**




**Fig. 2**




**Fig. 3**



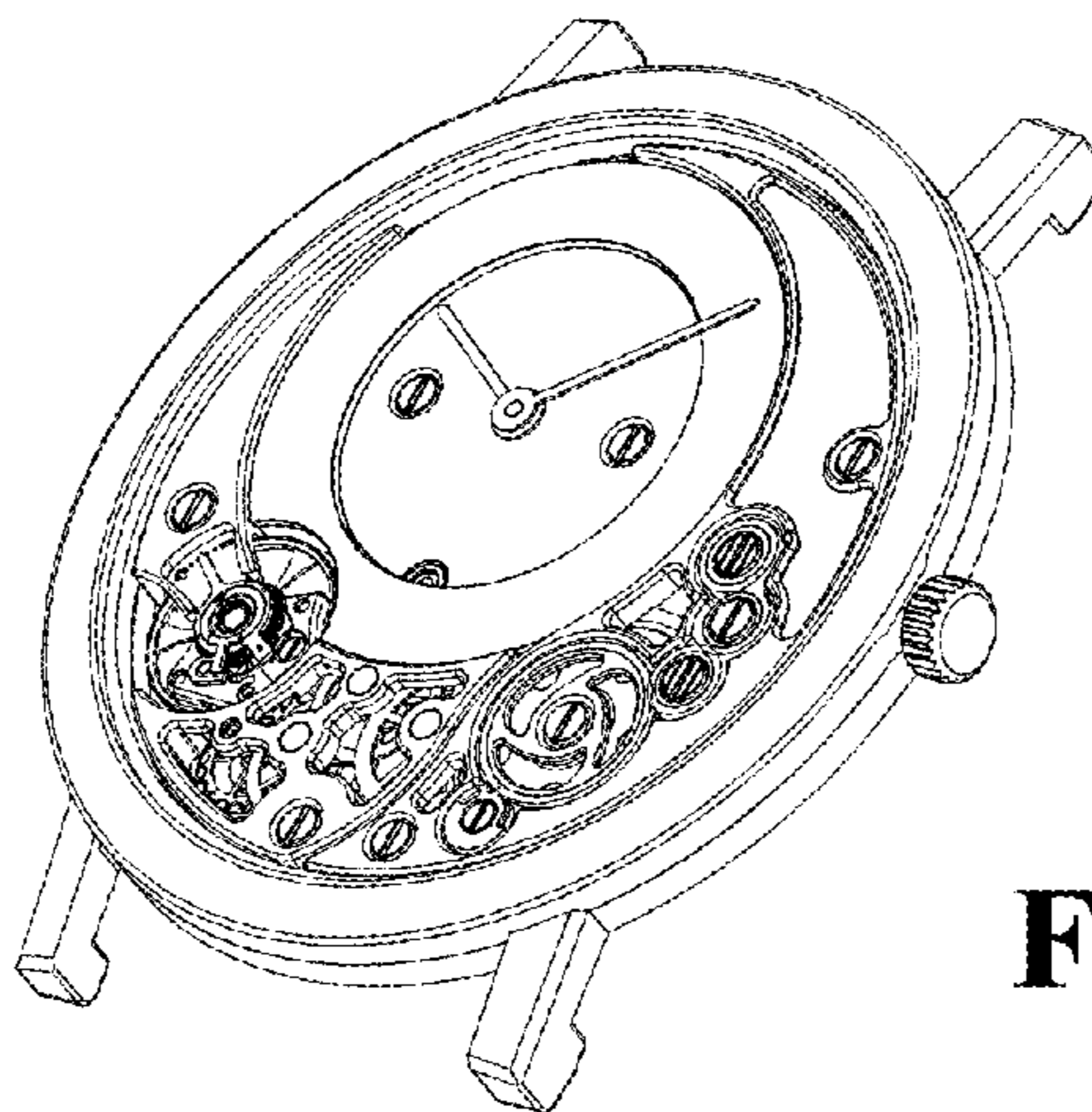
**Fig. 4**



**Fig. 5**



**Fig. 6**



**Fig. 7**