



US00D717669S

(12) **United States Design Patent**
Tak

(10) **Patent No.:** **US D717,669 S**

(45) **Date of Patent:** **** Nov. 18, 2014**

- (54) **WRIST WATCH CASE**
- (71) Applicants: **Citizen Holdings Co., Ltd.**, Nishitokyo (JP); **Citizen Watch Co., Ltd.**, Nishitokyo (JP)
- (72) Inventor: **Mak Kim Tak**, North Point (HK)
- (73) Assignees: **Citizen Holdings Co., Ltd.**, Tokyo (JP); **Citizen Watch Co., Ltd.**, Tokyo (JP)

D594,352 S *	6/2009	Belamich	D10/39
D598,304 S *	8/2009	Belamich	D10/39
D630,530 S *	1/2011	Nunes	D10/38
D630,531 S *	1/2011	Nunes	D10/38
D632,593 S *	2/2011	Nunes	D10/39
D635,867 S *	4/2011	Nunes	D10/38
D640,145 S *	6/2011	Goto	D10/32
D668,970 S *	10/2012	Nunes	D10/38
8,636,404 B2 *	1/2014	Hiranuma	368/300

(**) Term: **14 Years**

(21) Appl. No.: **29/486,031**

(22) Filed: **Mar. 26, 2014**

(51) **LOC (10) Cl.** **10-02**

(52) **U.S. Cl.**
USPC **D10/38**

(58) **Field of Classification Search**
USPC D10/30-39; 368/276, 281, 282, 285,
368/306, 308, 319, 294, 295
See application file for complete search history.

(56) **References Cited**

U.S. PATENT DOCUMENTS

D415,043 S *	10/1999	Fichter	D10/39
D520,384 S *	5/2006	Scheufele	D10/39
D537,371 S *	2/2007	Belamich	D10/39
D555,518 S *	11/2007	Borraccino et al.	D10/39
D555,519 S *	11/2007	Borraccino et al.	D10/39
D577,611 S *	9/2008	Lalo	D10/32
D578,412 S *	10/2008	Belamich	
D581,814 S *	12/2008	Baer	D10/38
D588,025 S *	3/2009	Belamich	D10/39

FOREIGN PATENT DOCUMENTS

CH	138270-0057	10/2011
JP	1397269	9/2010

OTHER PUBLICATIONS

Print out of website showing the product Ingersoll Men's IN3204BKB retrieved Mar. 20, 2014 (1 page).

* cited by examiner

Primary Examiner — Lucy Lieberman

(74) *Attorney, Agent, or Firm* — Banner & Witcoff, Ltd.

(57) **CLAIM**

The ornamental design for a wrist watch case, as shown and described.

DESCRIPTION

FIG. 1 is a perspective view thereof,
FIG. 2 is a front elevational view thereof,
FIG. 3 is a rear elevational view thereof,
FIG. 4 is a top plan view thereof,
FIG. 5 is a bottom plan view thereof,
FIG. 6 is a right side elevational view; and,
FIG. 7 is a left side elevational view thereof.

1 Claim, 7 Drawing Sheets



FIG. 1



FIG. 2



FIG. 3



FIG. 4




FIG. 5




FIG. 6




FIG. 7

