



US00D717654S

(12) **United States Design Patent**  
**Aular**

(10) **Patent No.:** **US D717,654 S**

(45) **Date of Patent:** **\*\* Nov. 18, 2014**

(54) **BOTTLE**

(71) Applicant: **Luis Aular**, Boca Raton, FL (US)

(72) Inventor: **Luis Aular**, Boca Raton, FL (US)

(\*\*) Term: **14 Years**

(21) Appl. No.: **29/485,143**

(22) Filed: **Mar. 17, 2014**

(51) **LOC (10) Cl.** ..... **09-01**

(52) **U.S. Cl.**  
USPC ..... **D9/504**; D9/659

(58) **Field of Classification Search**  
CPC ..... B65D 1/00; B65D 1/02; B65D 1/0223;  
B65D 1/04; B65D 23/00; B65D 2501/0009  
USPC ..... D9/434-435, 444-445, 454, 500,  
D9/502-505, 516, 529-530, 537, 539, 549,  
D9/558, 600, 655, 658-660, 682, 686,  
D9/688-691, 715, 719; D7/509-511, 518,  
D7/523, 300, 300.1, 598; 215/379,  
215/381-382, 660, 669, 675

See application file for complete search history.

(56) **References Cited**

**U.S. PATENT DOCUMENTS**

D71,919	S	*	1/1927	Mas	.....	D9/502
D72,385	S	*	4/1927	Patterson	.....	D9/502
1,832,806	A	*	11/1931	Dawson	.....	215/43
D94,881	S	*	3/1935	Ganz	.....	D9/505
D114,462	S	*	4/1939	Platt	.....	D9/502
4,444,324	A	*	4/1984	Grenell	.....	215/6
D287,462	S	*	12/1986	Bussell	.....	D9/655

D350,460	S	*	9/1994	Picozza et al.	.....	D7/629
D478,669	S	*	8/2003	Wear	.....	D24/197
D495,186	S	*	8/2004	Poupel et al.	.....	D7/300.1
D515,432	S	*	2/2006	Tabibi	.....	D9/658
D591,108	S	*	4/2009	Pesach et al.	.....	D7/510
D604,163	S	*	11/2009	Nelson et al.	.....	D9/504
D663,630	S	*	7/2012	White et al.	.....	D9/688
D665,267	S	*	8/2012	Dittmer et al.	.....	D9/688
D671,836	S	*	12/2012	DeMarco	.....	D9/503
D676,324	S	*	2/2013	DeMarco	.....	D9/503
D691,888	S	*	10/2013	Mettler et al.	.....	D9/504
D691,889	S	*	10/2013	Mettler et al.	.....	D9/504
D700,517	S	*	3/2014	Oommen et al.	.....	D9/500
D705,066	S	*	5/2014	DeMarco	.....	D9/503

\* cited by examiner

*Primary Examiner* — Ian Simmons

*Assistant Examiner* — Dana L Meyrow

(74) *Attorney, Agent, or Firm* — Allen, Dyer, Doppelt, Milbrath & Gilchrist

(57) **CLAIM**

The ornamental design for a bottle, as shown and described above.

**DESCRIPTION**

FIG. 1 is a perspective view of a bottle showing my new design;

FIG. 2 is a front elevation view thereof;

FIG. 3 is a rear elevation view thereof;

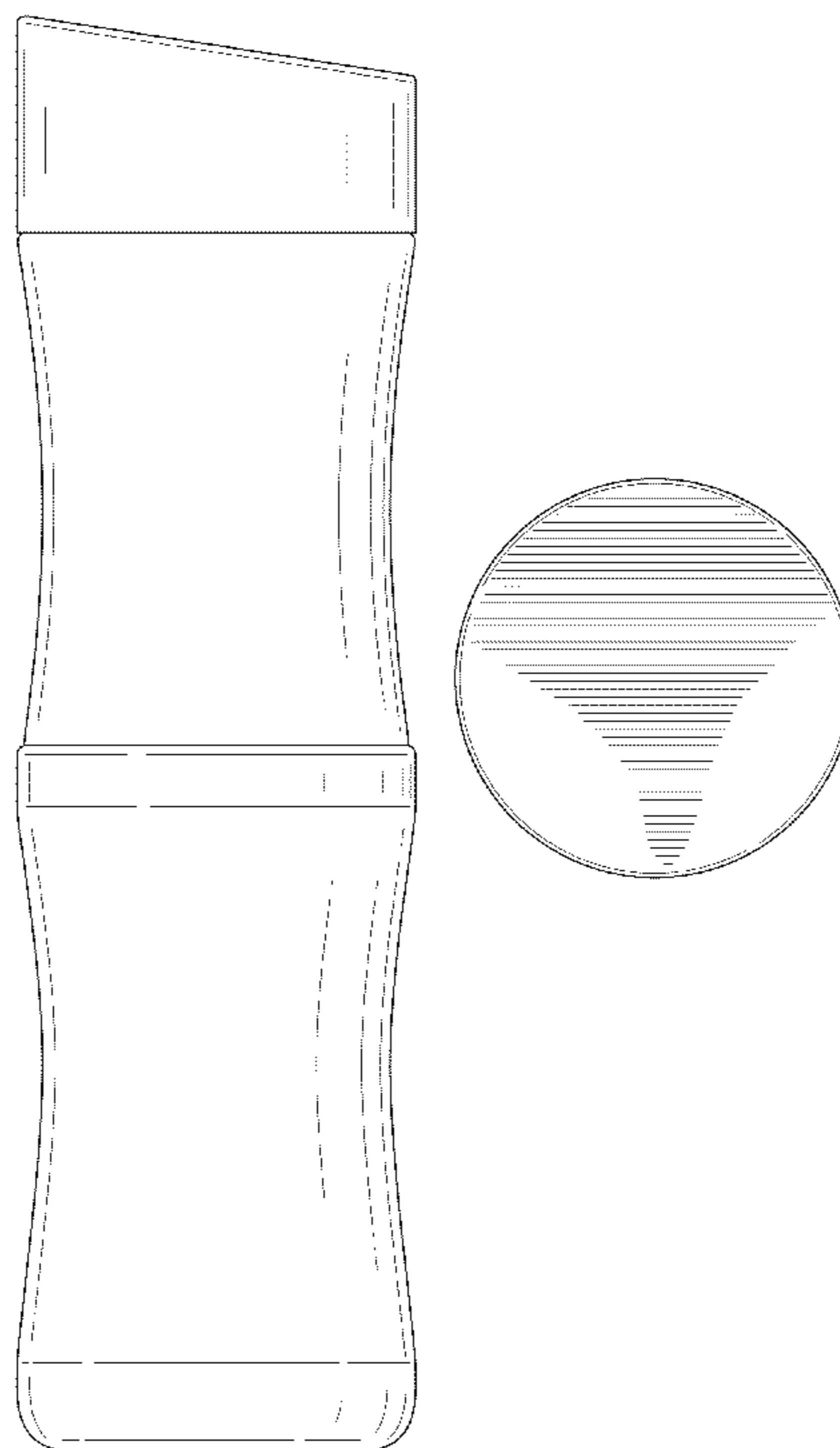
FIG. 4 is a left side elevation view thereof;

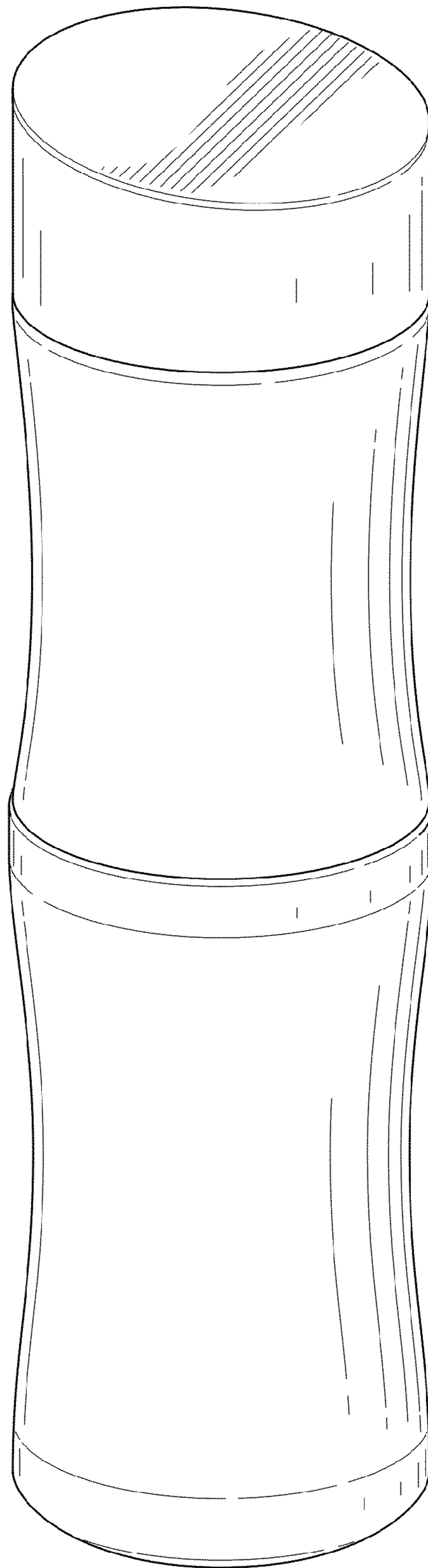
FIG. 5 is a right side elevation view thereof;

FIG. 6 is a top plan view thereof; and,

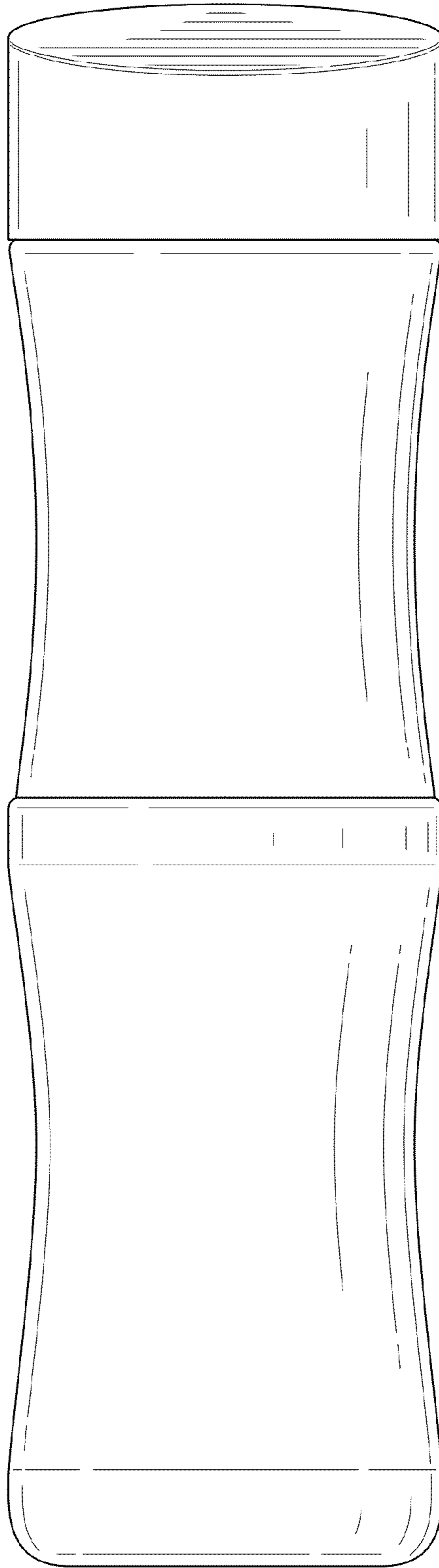
FIG. 7 is a bottom plan view thereof.

**1 Claim, 6 Drawing Sheets**

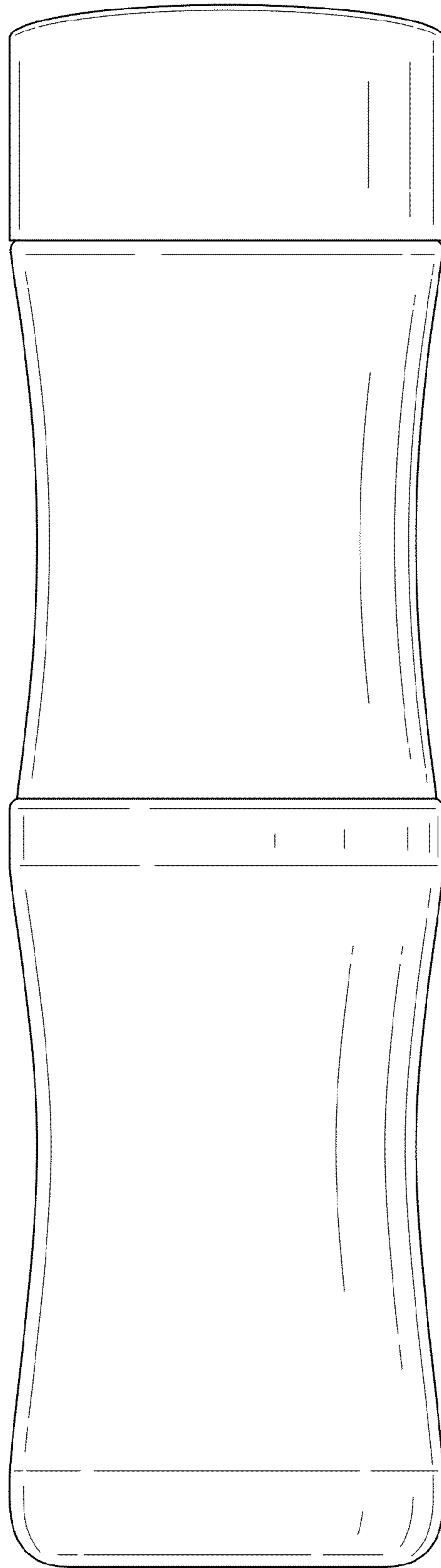




**FIG. 1**



**FIG. 2**



**FIG. 3**

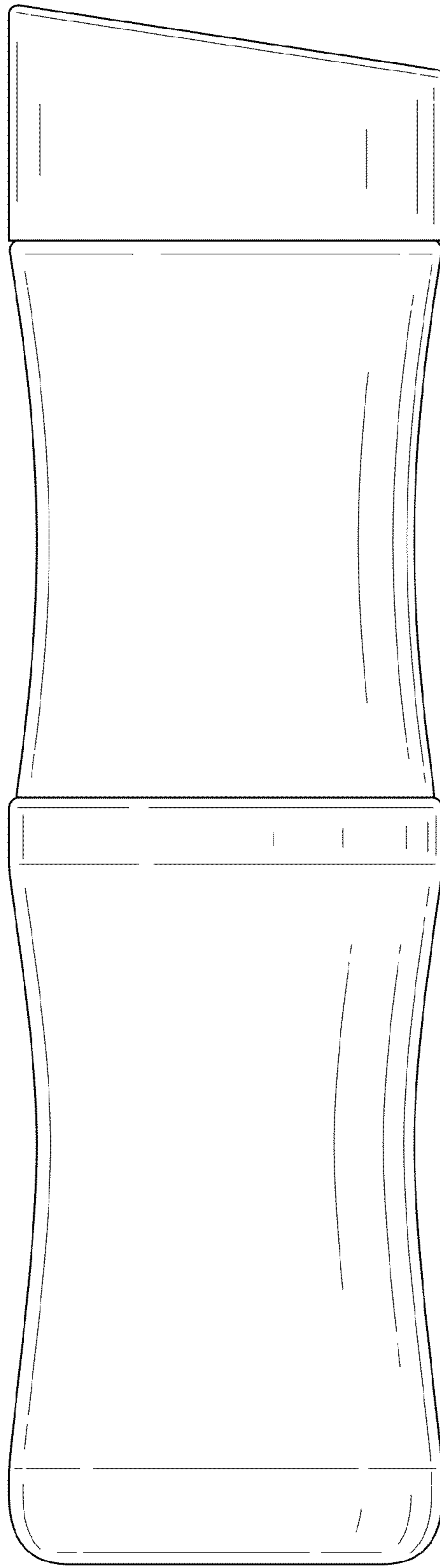
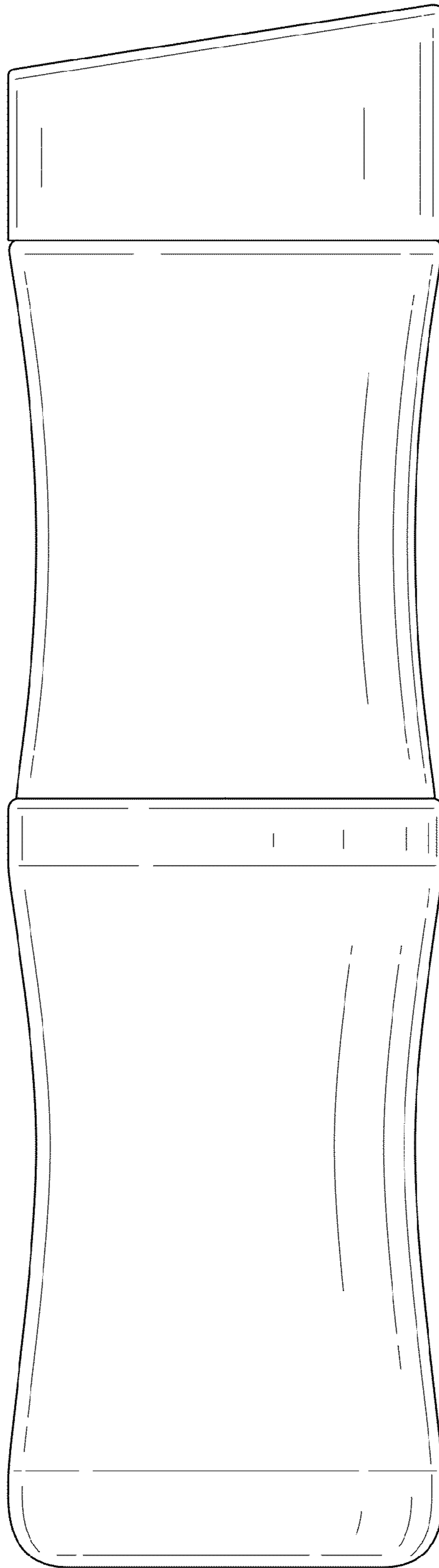
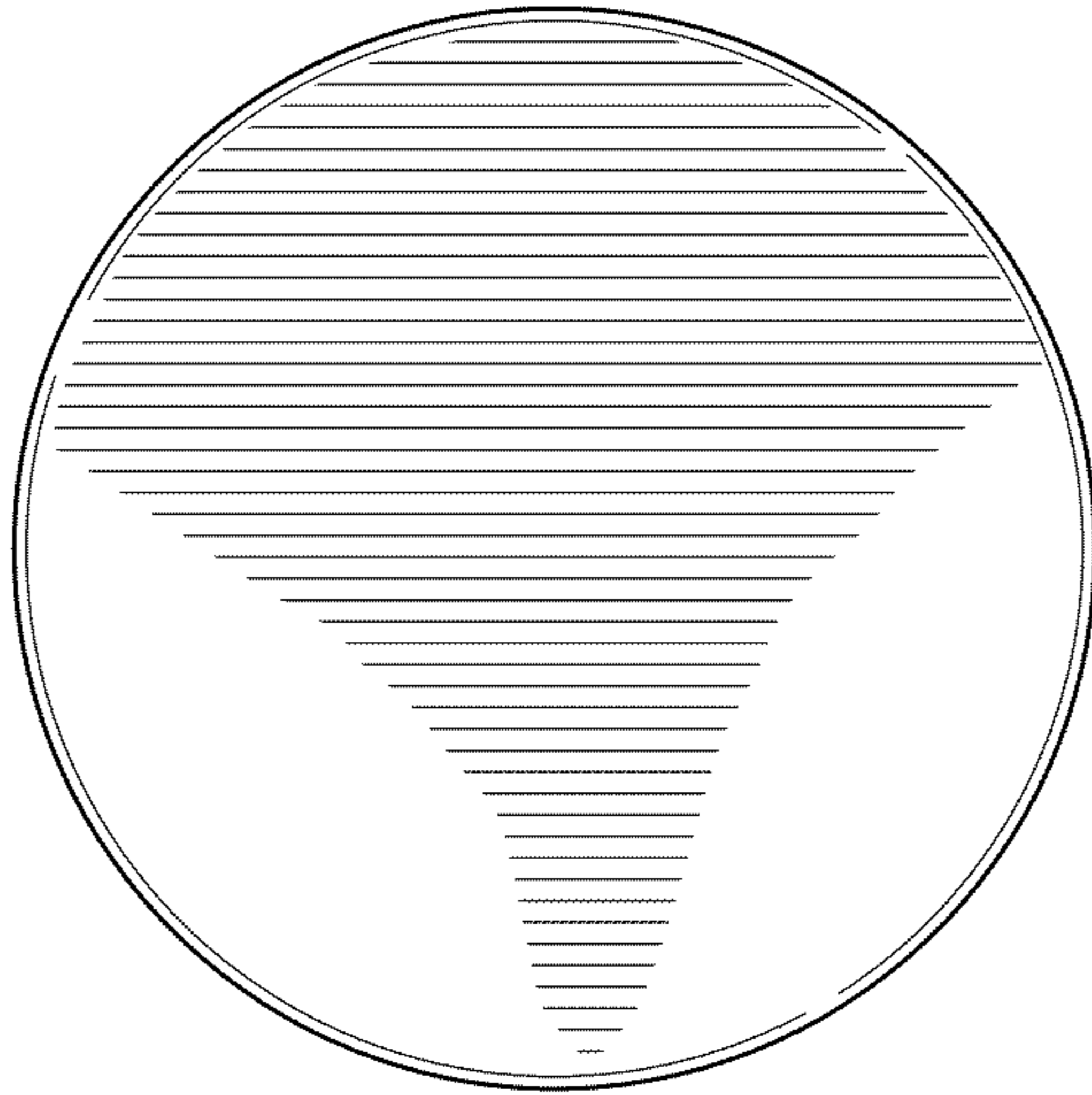


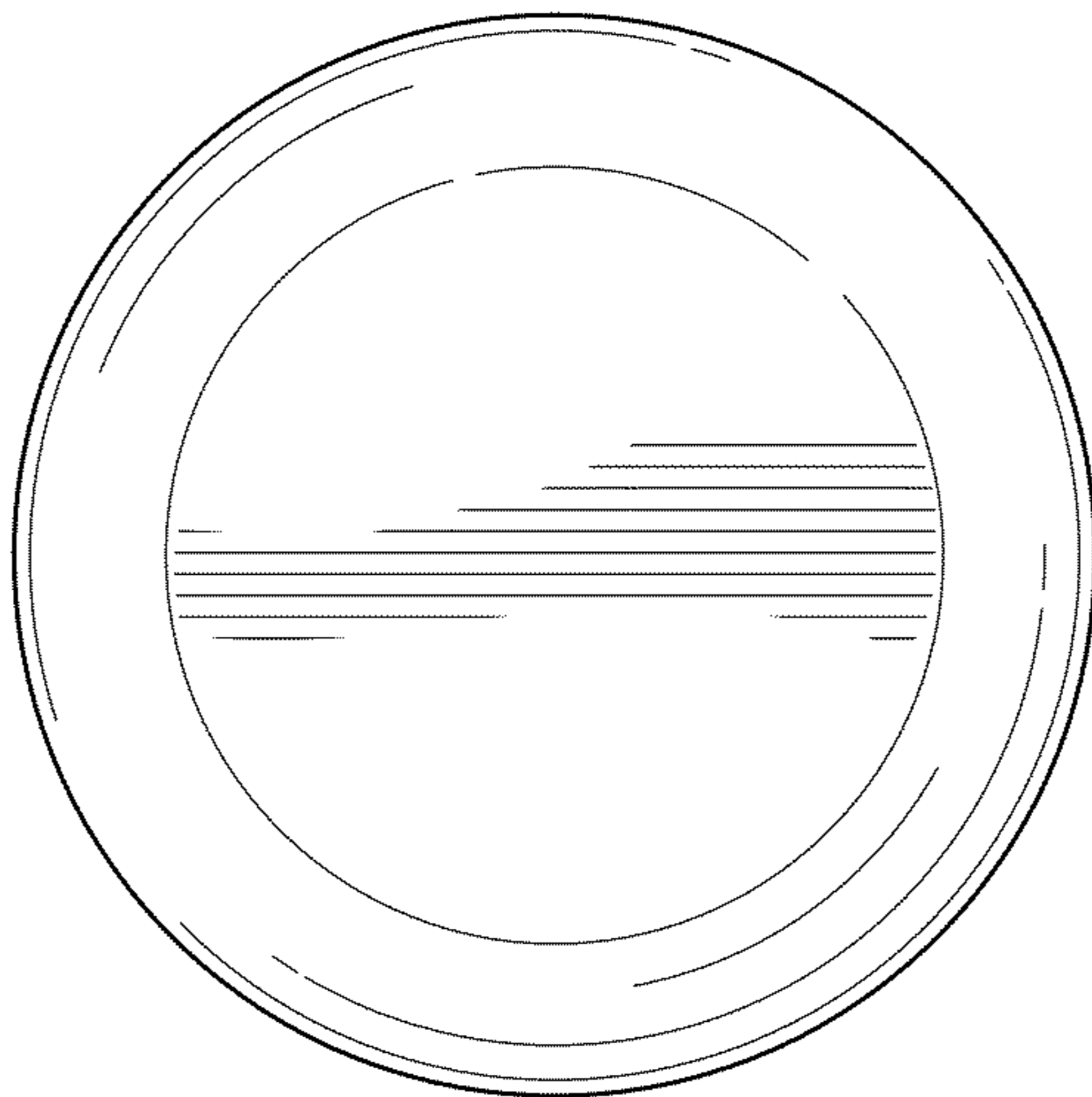
FIG. 4



**FIG. 5**



**FIG. 6**



**FIG. 7**