



US00D717640S

(12) **United States Design Patent**  
**Hammer et al.**

(10) **Patent No.:** **US D717,640 S**

(45) **Date of Patent:** **\*\* Nov. 18, 2014**

(54) **DOOR STOP**

(75) Inventors: **Allison Michelle Hammer**, Chicago, IL (US); **José Manuel Fernandes dos Santos**, Chicago, IL (US)

(73) Assignee: **Liberty Hardware Mfg. Corp.**, Winston-Salem, NC (US)

(\*\*) Term: **14 Years**

(21) Appl. No.: **29/424,811**

(22) Filed: **Jun. 15, 2012**

(51) **LOC (10) Cl.** ..... **08-09**

(52) **U.S. Cl.**  
USPC ..... **D8/402**

(58) **Field of Classification Search**  
CPC . E05F 5/06; E05Y 2900/531; E05Y 2201/21; E05C 17/203; E05C 17/36  
USPC ..... D8/395, 400-404, 499, 391, 393, 388, D8/360, 378, 356; D9/456, 614, 623, 628, D9/640, 673; 160/181; D21/385, 418, 426, D21/430, 441, 447, 582, 587, 593; D7/354; 16/71, 82, 83, 375, 342, 85, 86 R; D29/124; D11/82, 53, 101; 292/343, 292/342, 288; D28/38, 39, 54.1; D20/19, D20/42, 43; D6/334

See application file for complete search history.

(56) **References Cited**

U.S. PATENT DOCUMENTS

|              |         |                |       |        |
|--------------|---------|----------------|-------|--------|
| D486,058 S * | 2/2004  | Fahy et al.    | ..... | D8/378 |
| D493,563 S * | 7/2004  | Sehl           | ..... | D26/98 |
| D495,587 S * | 9/2004  | Kelleghan      | ..... | D8/356 |
| D511,708 S * | 11/2005 | Steshik        | ..... | D11/82 |
| D540,110 S * | 4/2007  | Nichols et al. | ..... | D7/354 |
| D573,801 S * | 7/2008  | Wehner         | ..... | D6/334 |

\* cited by examiner

*Primary Examiner* — Barbara Fox

*Assistant Examiner* — Chelsea Sealey

(74) *Attorney, Agent, or Firm* — Lora J. Graentzdoerffer

(57) **CLAIM**

The ornamental design for a door stop, as shown and described.

**DESCRIPTION**

FIG. 1 is a perspective view of a door stop showing our new design;

FIG. 2 is a front elevation view thereof;

FIG. 3 is a rear elevation view thereof;

FIG. 4 is a top plan view thereof;

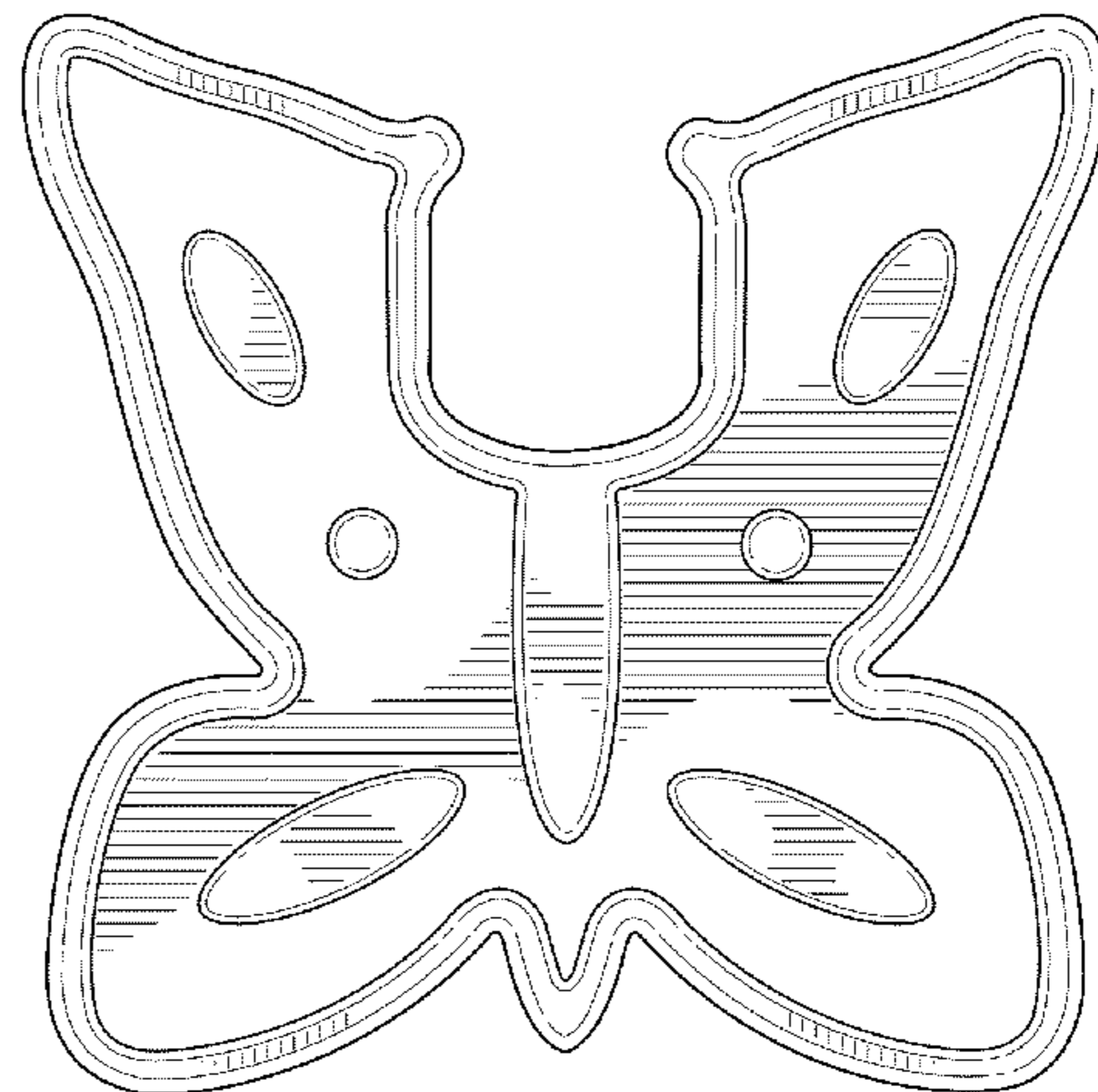
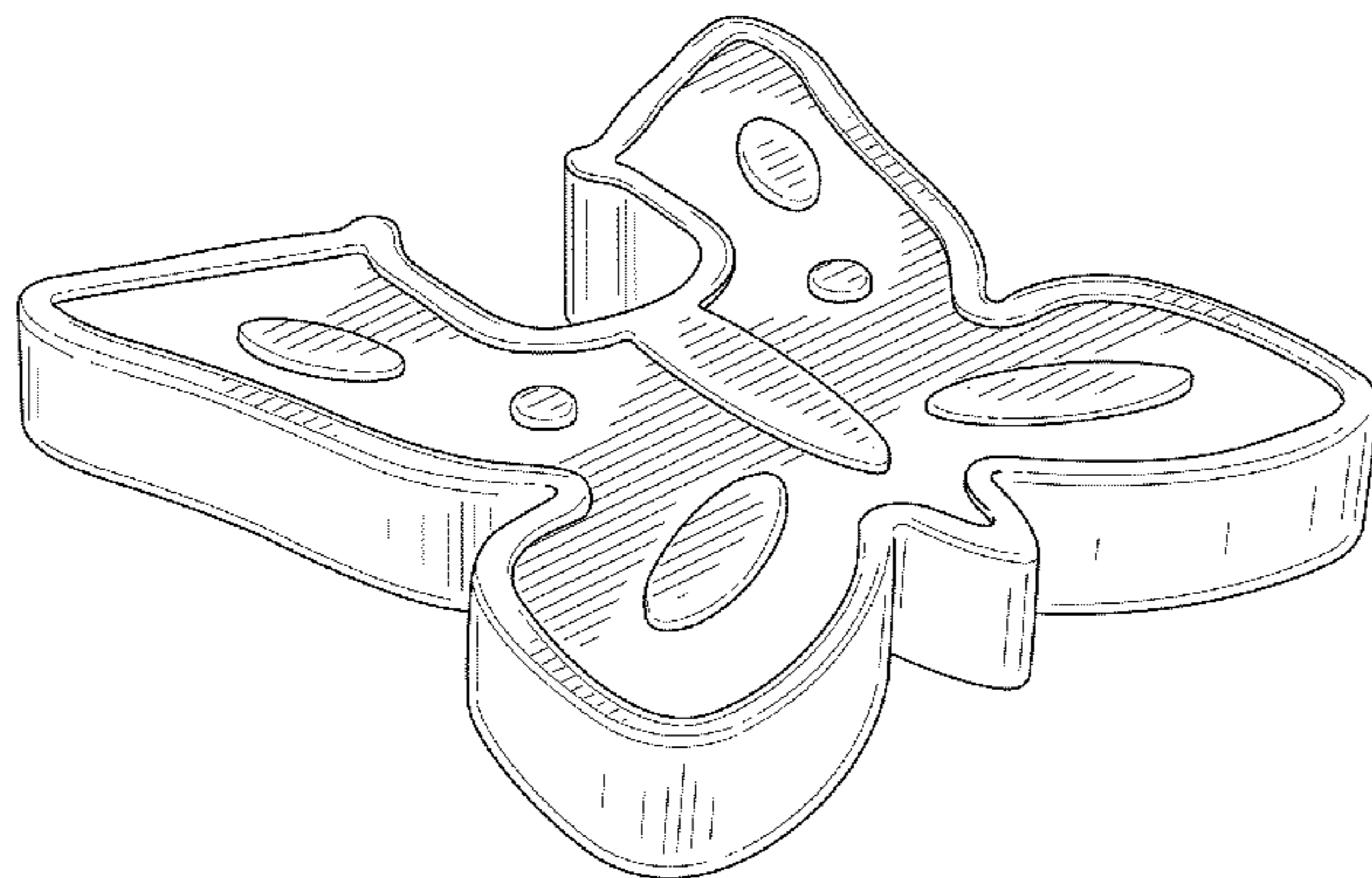
FIG. 5 is a bottom plan view thereof;

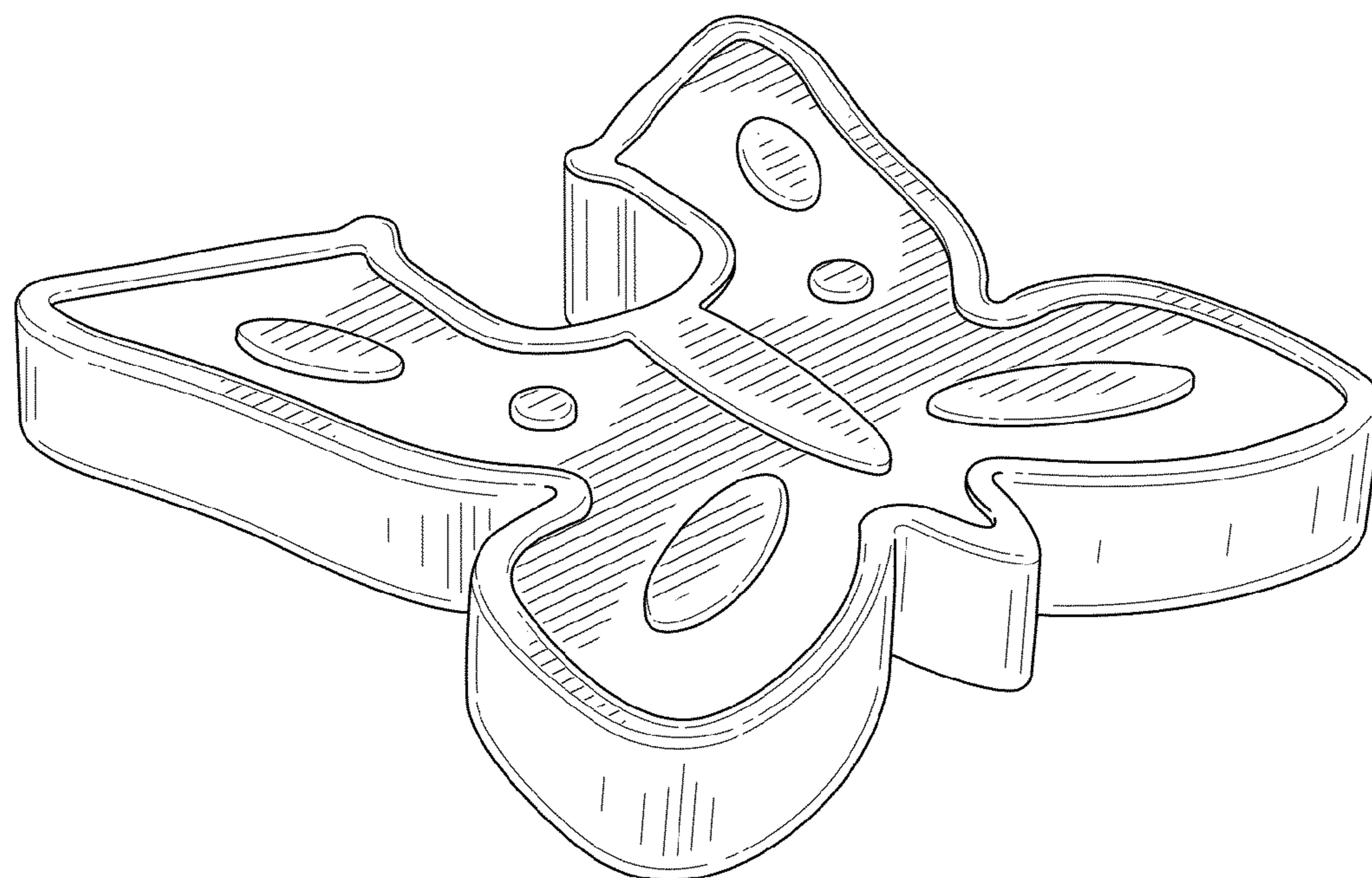
FIG. 6 is a left side elevation view thereof; and,

FIG. 7 is a right side elevation view thereof.

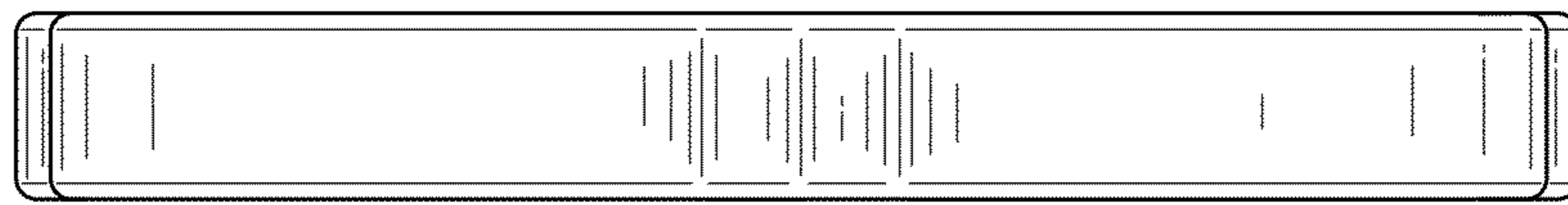
The broken lines indicate portions of the door stop that form no part of the claimed design.

**1 Claim, 5 Drawing Sheets**

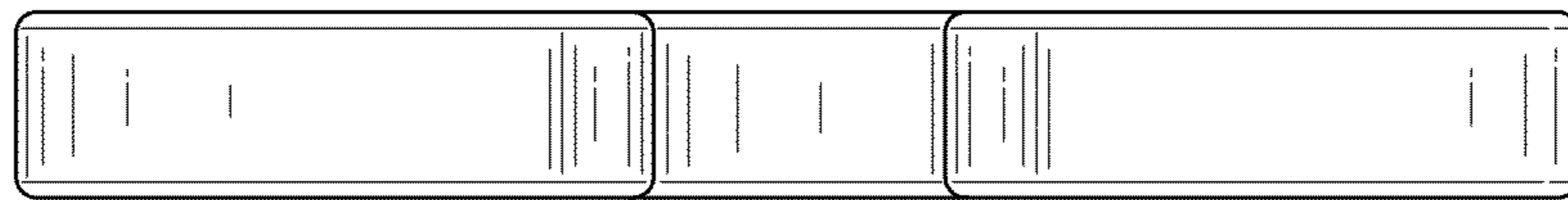




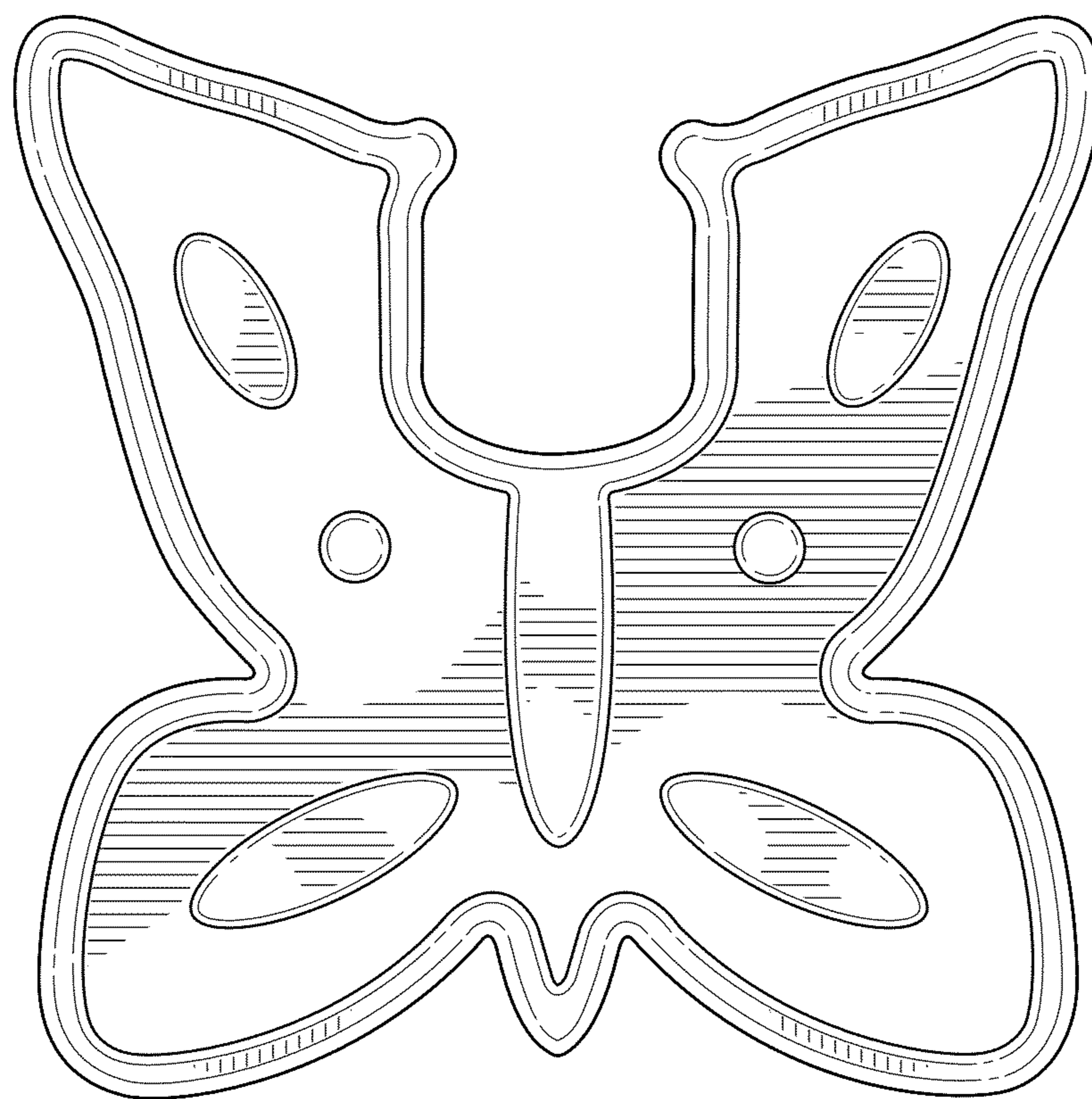
**FIG. 1**



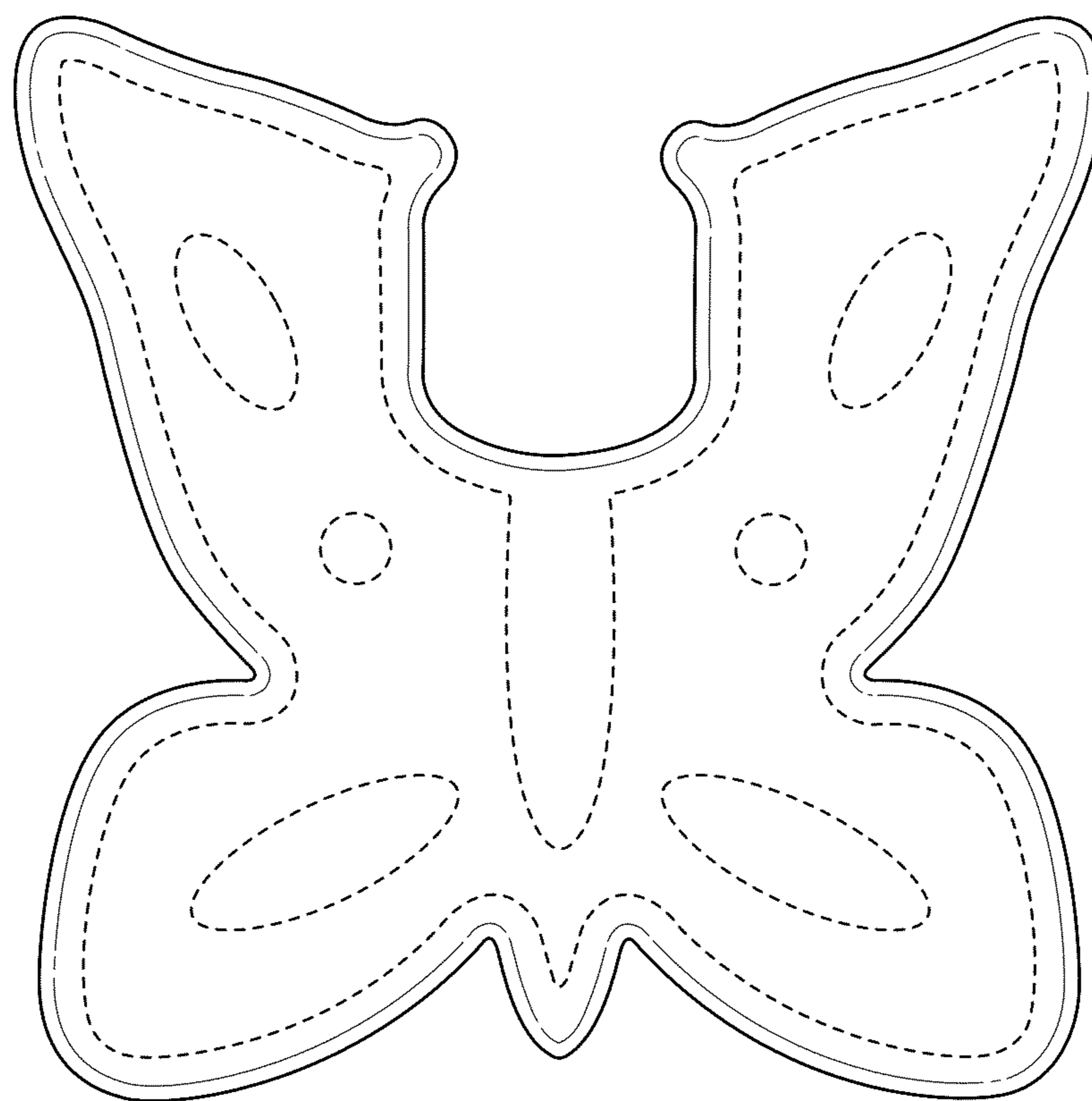
**FIG. 2**




**FIG. 3**



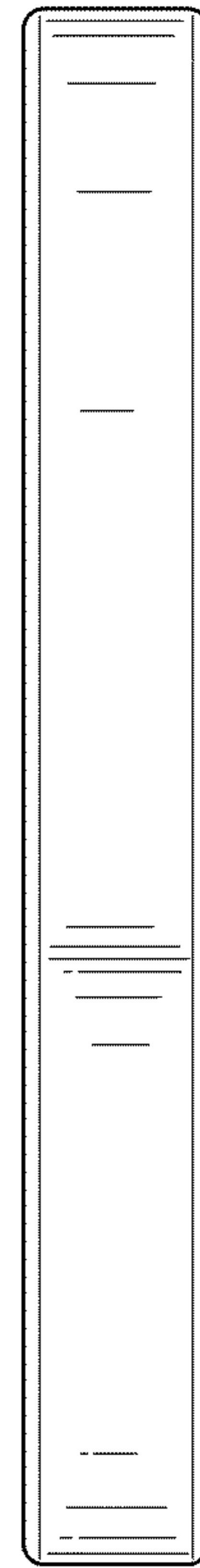
**FIG. 4**



**FIG. 5**



***FIG. 6***



***FIG. 7***