



US00D717631S

(12) **United States Design Patent**
Elbl

(10) **Patent No.:** **US D717,631 S**

(45) **Date of Patent:** **** Nov. 18, 2014**

(54) **HANDLE HAVING BIFURCATED BRACKETS**

(71) Applicant: **Kipp Verpachtungen e.K.**, Sulz (DE)

(72) Inventor: **Guenter Elbl**, Schorndorf (DE)

(73) Assignee: **Kipp Verpachtungen e.K.**, Sulz (DE)

(**) Term: **14 Years**

(21) Appl. No.: **29/469,150**

(22) Filed: **Oct. 8, 2013**

(30) **Foreign Application Priority Data**

Apr. 16, 2013 (EM) 002221267

(51) **LOC (10) Cl.** **08-06**

(52) **U.S. Cl.**
USPC **D8/315**; D6/550

(58) **Field of Classification Search**
USPC D8/315–321, 349, 354, 363, 380;
D6/546–550, 518, 522–524; 211/13.1,
211/16, 60.1, 86.01, 87.01, 88.04, 100,
211/105.1–105.2, 123, 181.1, 182;
242/570, 590, 595–598; 206/389;
248/175, 176.1, 251, 302; 16/110.1,
16/412, 415

See application file for complete search history.

(56) **References Cited**

U.S. PATENT DOCUMENTS

D131,506 S *	3/1942	Dreyfuss	D6/549
D307,883 S *	5/1990	Carr	D12/414
D309,126 S *	7/1990	Carr	D12/414
D320,151 S *	9/1991	Reid et al.	D8/363
D335,231 S *	5/1993	Bengtson	D6/524
D370,617 S *	6/1996	Decursu et al.	D8/316
D399,406 S *	10/1998	Decursu et al.	D8/317
D448,593 S *	10/2001	Harvey	D6/550
D449,215 S *	10/2001	Bertani	D8/316
D451,739 S *	12/2001	Yeh	D6/550

D452,102 S *	12/2001	Yeh	D6/550
D465,116 S *	11/2002	Chen	D6/550
D477,482 S *	7/2003	Green	D6/524
D481,235 S *	10/2003	Gilbert	D6/524
D495,236 S *	8/2004	Gurzenda	D8/343
D501,107 S *	1/2005	Gilbert	D6/524
D517,180 S *	3/2006	Chan	D23/304
D522,844 S *	6/2006	Harwanko	D8/376
D522,845 S *	6/2006	Suero	D8/376
D529,744 S *	10/2006	Murray	D6/550
D530,958 S *	10/2006	Gilbert	D6/550
D533,385 S *	12/2006	Murray	D6/550
D534,255 S *	12/2006	Chan	D23/304
D542,090 S *	5/2007	Kim	D7/402
D547,165 S *	7/2007	Barrese	D8/380
D559,664 S *	1/2008	Austin et al.	D8/381
D563,198 S *	3/2008	Ricereto	D8/316
D572,109 S *	7/2008	Busalt et al.	D8/316
D572,571 S *	7/2008	Terada et al.	D8/354
D574,218 S *	8/2008	Jou	D8/317
D587,982 S *	3/2009	Mattson et al.	D8/317

(Continued)

Primary Examiner — Mark Goodwin

(74) *Attorney, Agent, or Firm* — Butzel Long

(57) **CLAIM**

The ornamental design for a handle having bifurcated brackets, as shown and described.

DESCRIPTION

FIG. 1 is a perspective view of the handle having bifurcated brackets showing my new design;

FIG. 2 is a side view thereof, the opposite side view being identical thereof;

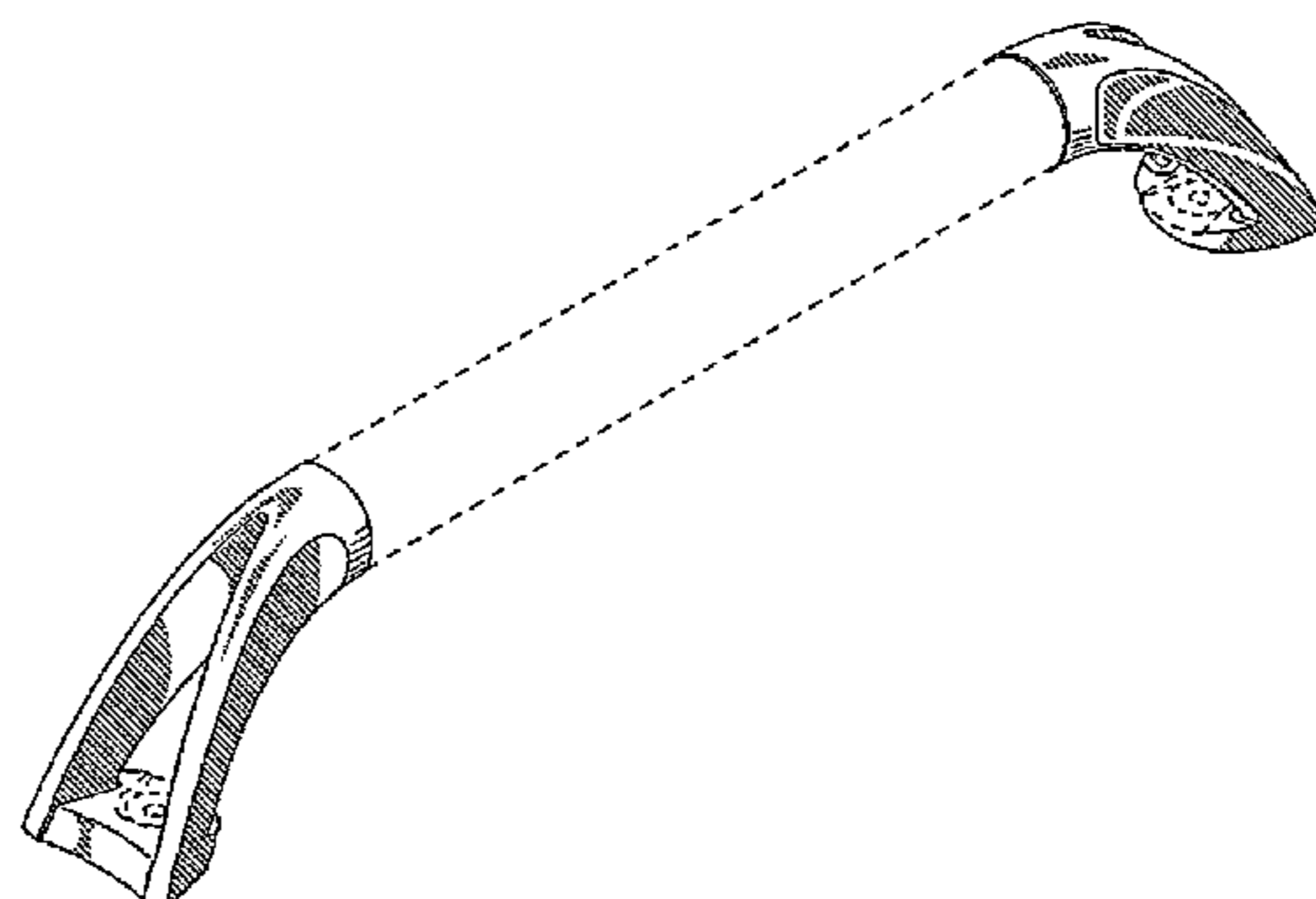
FIG. 3 is a top view thereof;

FIG. 4 is a bottom view thereof; and,

FIG. 5 is an end view thereof, the opposite end view being identical thereof.

The broken line showing of the central bar and holes is included for the purpose of illustrating portions of the handle having bifurcated brackets and forms no part of the claimed design.

1 Claim, 1 Drawing Sheet



US D717,631 S

Page 2

(56)

References Cited

U.S. PATENT DOCUMENTS

D588,897 S * 3/2009 Ricereto D8/317
D598,270 S * 8/2009 Hanes D8/317
D609,040 S * 2/2010 Koury D6/550

D611,797 S * 3/2010 Koskela D8/316
D664,022 S * 7/2012 Gilbert D8/316
D680,414 S * 4/2013 Han D8/317
D691,031 S * 10/2013 Harwanko D8/376

* cited by examiner

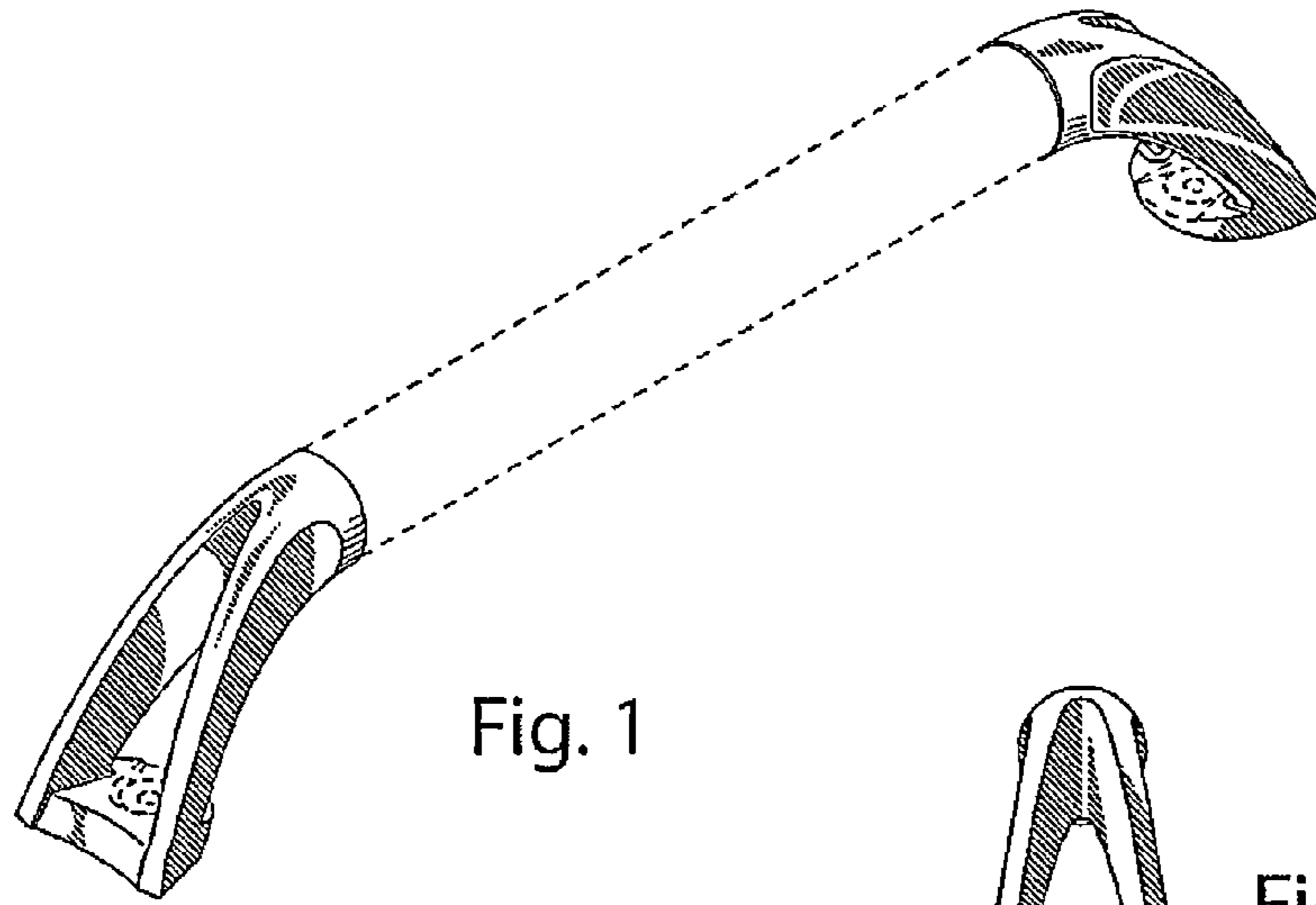


Fig. 1

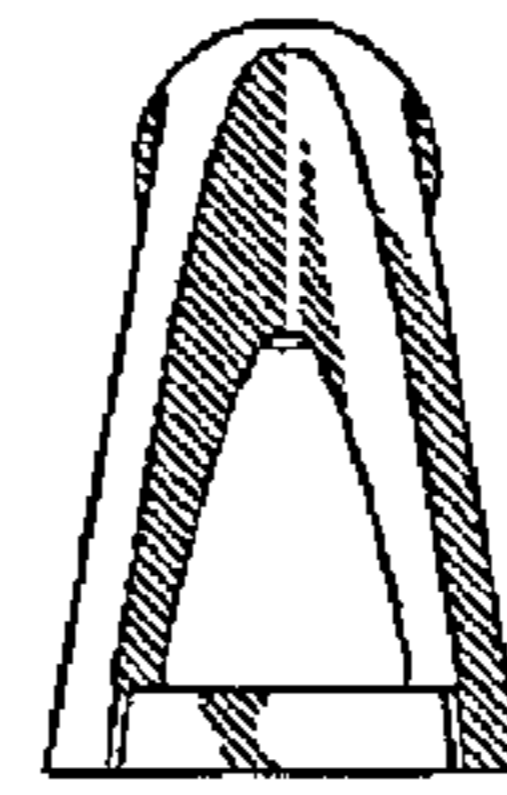


Fig. 5




Fig. 2

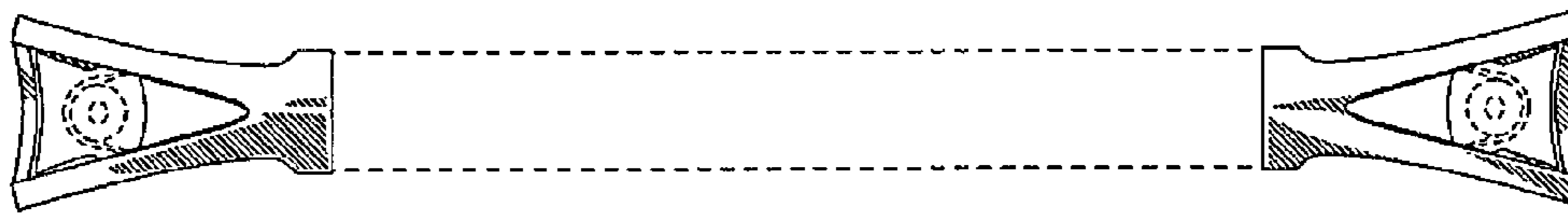


Fig. 3

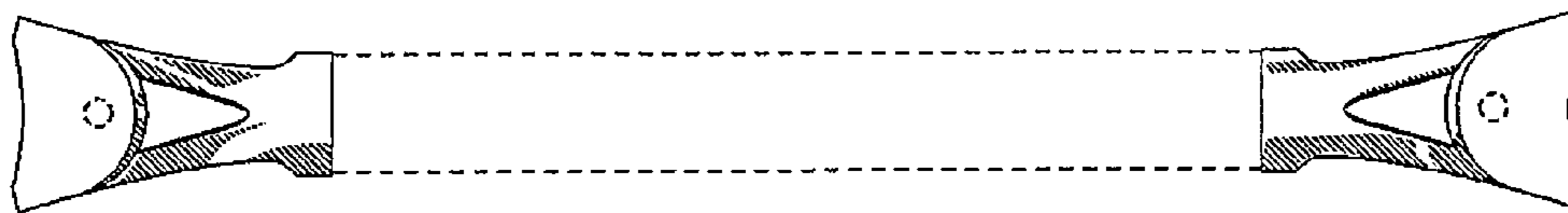


Fig. 4