



US00D717608S

(12) **United States Design Patent**
Lin

(10) **Patent No.:** **US D717,608 S**

(45) **Date of Patent:** **** Nov. 18, 2014**

(54) **VACUUM CONTAINER**

(71) Applicant: **Shin-Shuoh Lin**, Laguna Hills, CA (US)

(72) Inventor: **Shin-Shuoh Lin**, Laguna Hills, CA (US)

(**) Term: **14 Years**

(21) Appl. No.: **29/463,606**

(22) Filed: **Jan. 22, 2014**

(51) **LOC (10) Cl.** **07-01**

(52) **U.S. Cl.**
USPC **D7/608**

(58) **Field of Classification Search**

CPC A47J 41/004; A47J 41/02
USPC D7/605-608, 510, 511; D9/549, 559,
D9/574, 575; 215/6, 12.1, 12.2, 13.1, 378,
215/386, 392-398; 62/457.1-457.9, 371,
62/372; 99/317, 323; 220/902, 903,
220/592.16, 592.17, 592.22, 592.23,
220/592.27, 592.28, 592.2, 592.21, 703,
220/711, 715, 737-741

See application file for complete search history.

(56) **References Cited**

U.S. PATENT DOCUMENTS

2,573,378 A 10/1951 Zurlinden
4,932,225 A * 6/1990 Bighouse 62/457.4
D415,429 S * 10/1999 Rausch D9/571
D455,611 S * 4/2002 Kitamura et al. D7/608

6,374,726 B1 * 4/2002 Melton 220/718
6,401,964 B1 * 6/2002 Goto et al. 220/592.27
D459,940 S 7/2002 Stoll et al.
6,662,978 B2 12/2003 Lin et al.
6,752,287 B1 6/2004 Lin
D502,844 S * 3/2005 Rohe D7/510
D536,220 S * 2/2007 Sandberg D7/608
7,299,955 B2 11/2007 Pelkey et al.
D584,107 S * 1/2009 George D7/510
7,571,830 B2 * 8/2009 Lin 220/212
D630,062 S * 1/2011 Carreno D7/608
7,958,816 B2 6/2011 Lin
8,459,468 B2 6/2013 Lin
2013/0206717 A1 * 8/2013 Lane 215/6

* cited by examiner

Primary Examiner — Terry Wallace

(74) *Attorney, Agent, or Firm* — Gordon K. Anderson

(57) **CLAIM**

The ornamental design for a truncated top bowling pin shaped vacuum container, as shown and described.

DESCRIPTION

FIG. 1 is an isometric view of a vacuum container showing my new design;

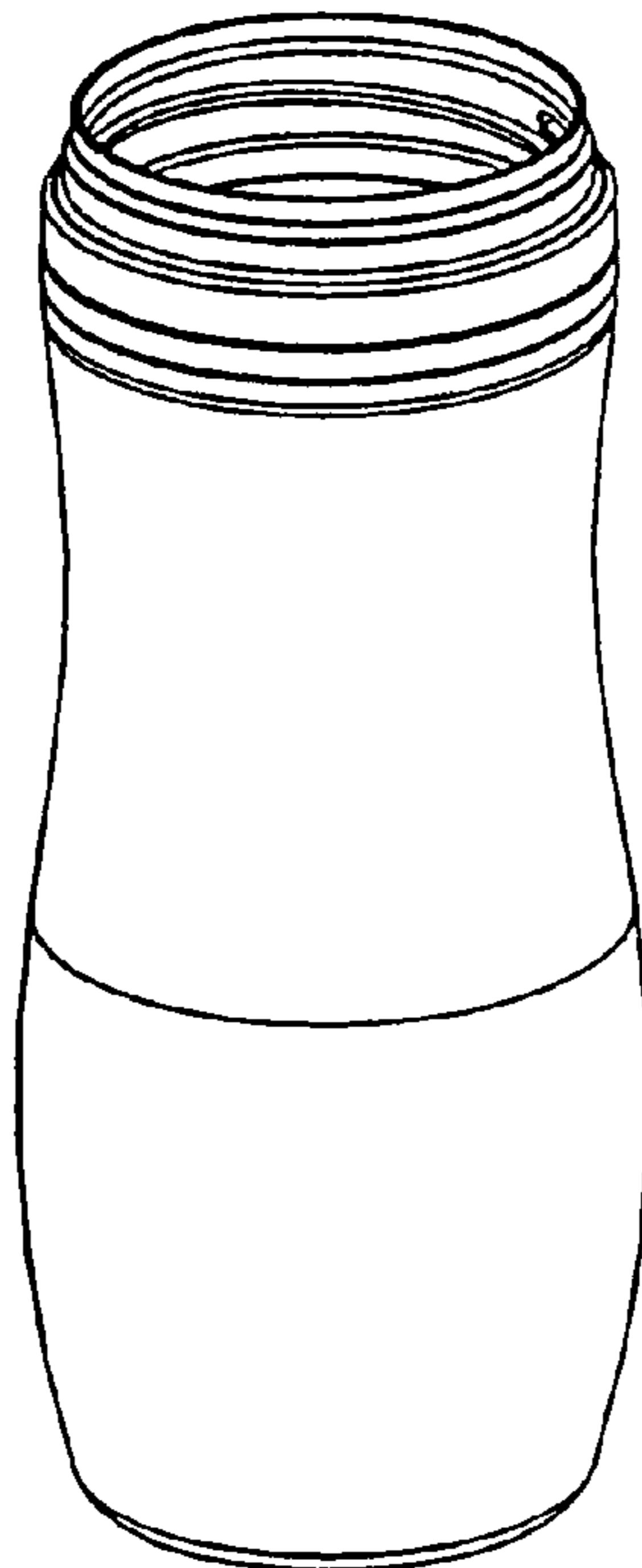
FIG. 2 is top view thereof;

FIG. 3 is a front elevation view thereof, with the rear elevation view a mirror image thereof;

FIG. 4 is a bottom view thereof; and,

FIG. 5 is a right side view thereof; with the left side elevation view a mirror view thereof.

1 Claim, 1 Drawing Sheet



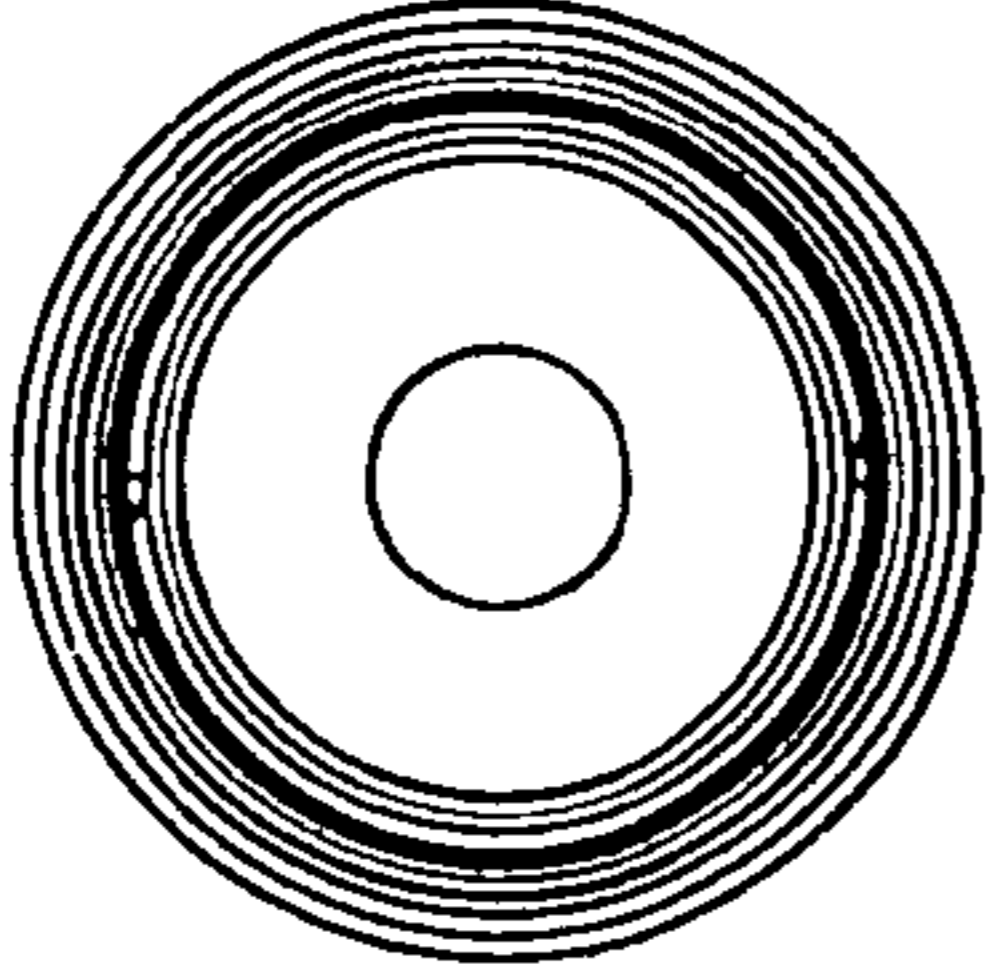


FIG. 2

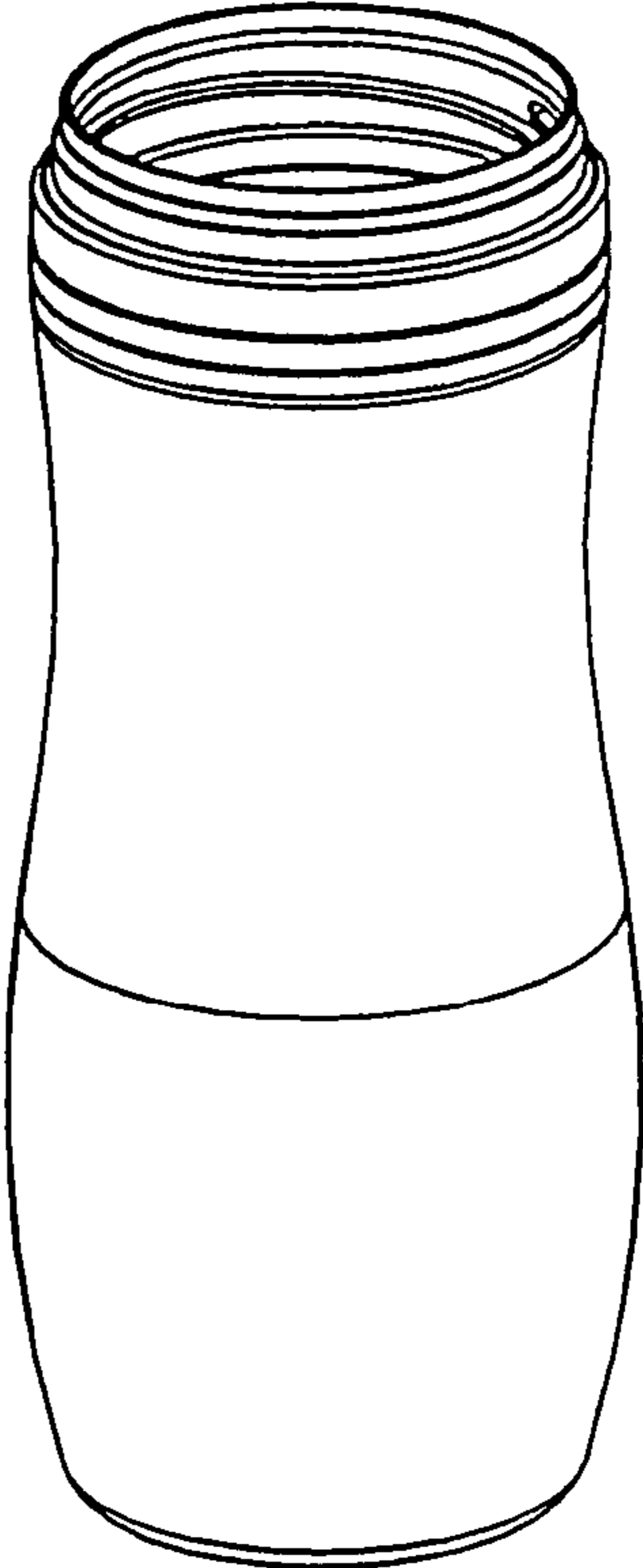


FIG. 1

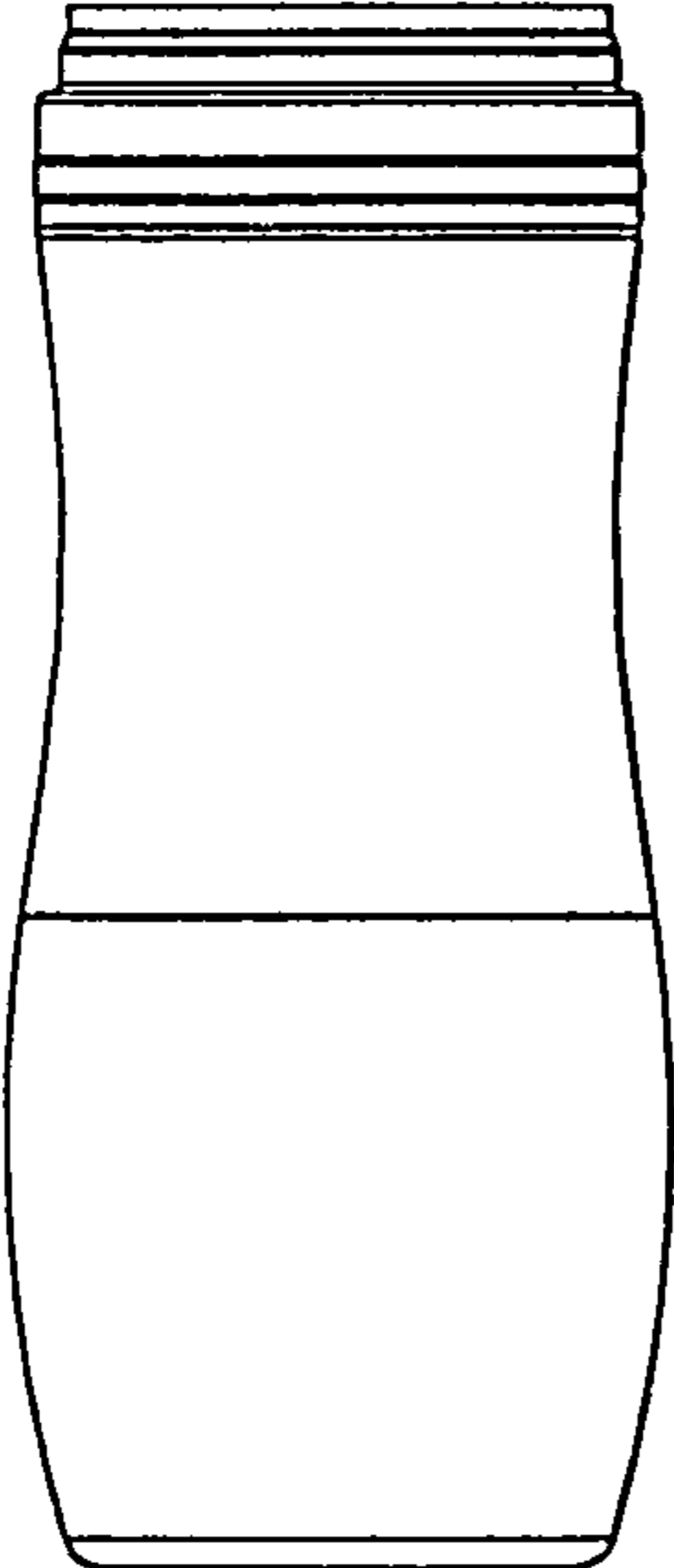


FIG. 3

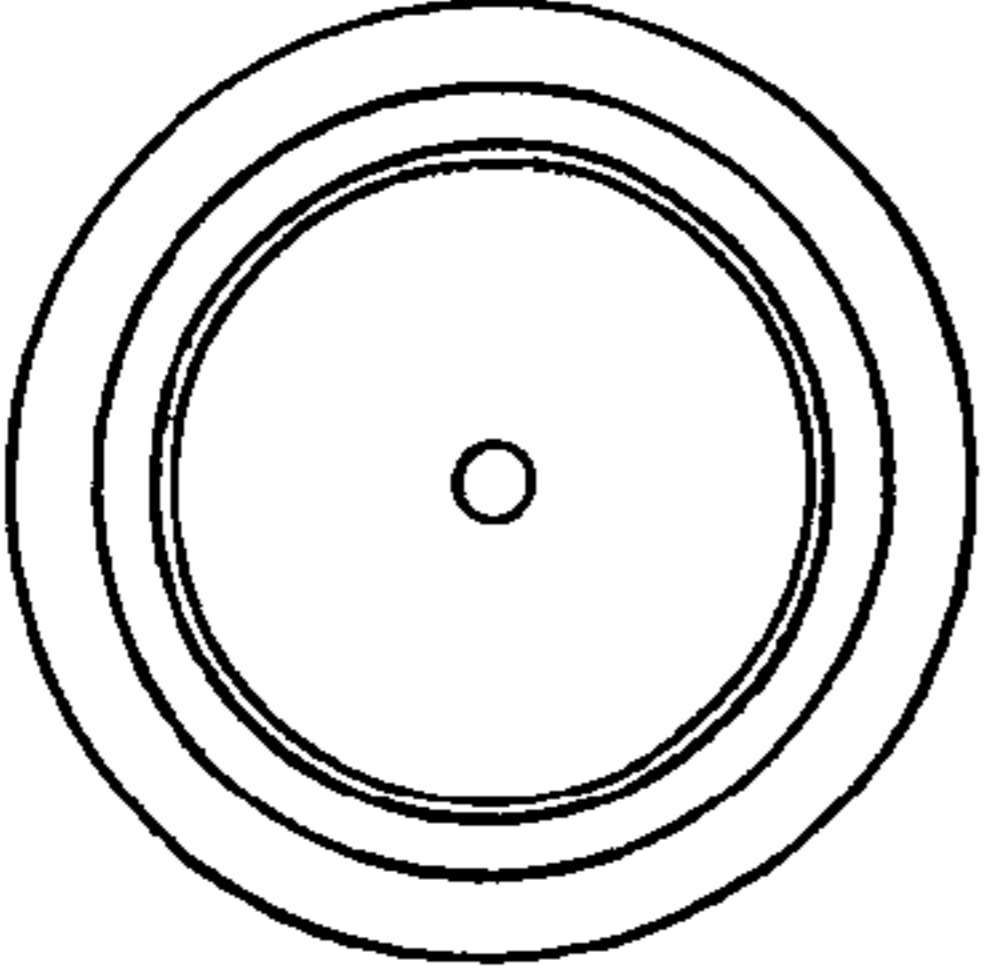


FIG. 4

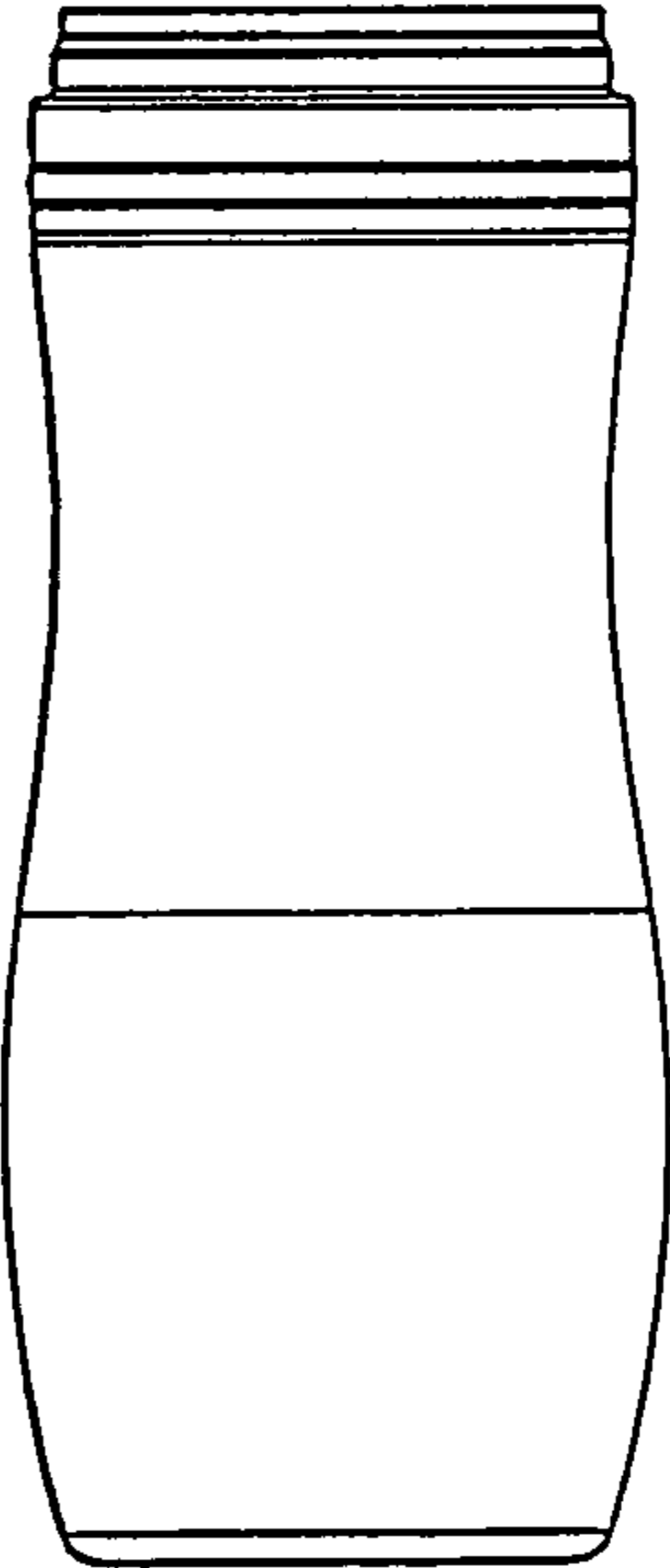


FIG. 5