



US00D717557S

(12) **United States Design Patent**
Bougay

(10) **Patent No.:** **US D717,557 S**

(45) **Date of Patent:** **** Nov. 18, 2014**

(54) **FURNITURE**

(71) Applicant: **Jardin Netherlands B.V.**, Rijen (NL)

(72) Inventor: **Ayala Bougay**, Breda (NL)

(73) Assignee: **Jardin Netherlands B.V.**, Rijen (NL)

(**) Term: **14 Years**

(21) Appl. No.: **29/483,199**

(22) Filed: **Feb. 26, 2014**

(30) **Foreign Application Priority Data**

Aug. 26, 2013 (IL) 54500

(51) **LOC (10) Cl.** **06-01**

(52) **U.S. Cl.**

USPC **D6/370**

(58) **Field of Classification Search**

CPC A47C 11/00; A47C 4/02; A47C 4/03;
A47C 5/06; A47C 7/16; A47C 7/22

USPC D6/334-336, 371-373, 374, 375, 376,
D6/380, 716, 716.1, 716.2, 716.3, 716.4;
297/232, 445.1, 446.1, 411.42, 411.43,
297/452.63

See application file for complete search history.

(56) **References Cited**

U.S. PATENT DOCUMENTS

D237,434 S	*	11/1975	Le May, Jr.	D6/370
D299,595 S	*	1/1989	Shields	D6/335
D376,270 S	*	12/1996	Slear	D6/370
D466,708 S	*	12/2002	Chau	D6/370
D513,369 S	*	1/2006	Cross	D6/370

D655,953 S	*	3/2012	Hughes et al.	D6/500
D660,036 S	*	5/2012	Grotta et al.	D6/370
D660,037 S	*	5/2012	Pedersen et al.	D6/370
D660,038 S	*	5/2012	Hoyord et al.	D6/370
D679,108 S	*	4/2013	Asner	D6/370
D679,109 S	*	4/2013	Asner	D6/370
D680,346 S	*	4/2013	Pedersen et al.	D6/370

* cited by examiner

Primary Examiner — Mimoso De

(74) *Attorney, Agent, or Firm* — Vorys, Sater, Seymour and Pease LLP; Susanne M. Hopkins; William L. Klima

(57) **CLAIM**

The ornamental design for furniture, as shown and described.

DESCRIPTION

FIG. 1 is a perspective view of a first embodiment of a furniture in the form of a sofa.

FIG. 2 is a front elevational view of the sofa shown in FIG. 1.

FIG. 3 is a rear elevational view of the sofa shown in FIG. 1.

FIG. 4 is a right-side elevational view of the sofa shown in FIG. 1, the left-side elevational view being a mirror-image.

FIG. 5 is a top planar view of the sofa shown in FIG. 1.

FIG. 6 is a bottom planar view of the sofa shown in FIG. 1.

FIG. 7 is a perspective view of a second embodiment of a furniture in the form of a chair.

FIG. 8 is a front elevational view of the chair shown in FIG. 7.

FIG. 9 is a rear elevational view of the chair shown in FIG. 7.

FIG. 10 is a right-side elevational view of the chair shown in FIG. 7, the left-side elevational view being a mirror-image.

FIG. 11 is a top planar view of the chair shown in FIG. 7; and

FIG. 12 is a bottom planar view of the chair shown in FIG. 7.

1 Claim, 12 Drawing Sheets


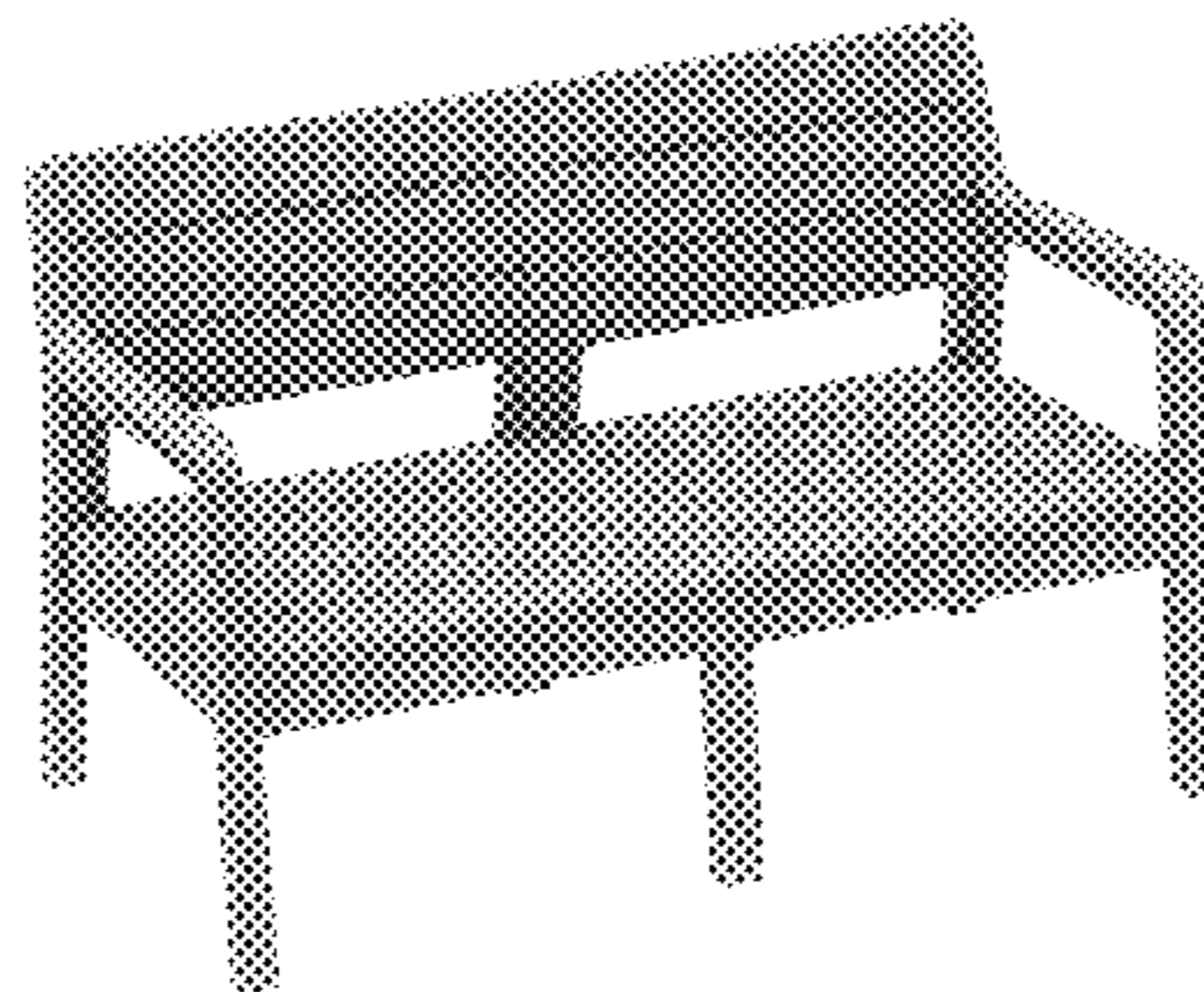




FIG.1

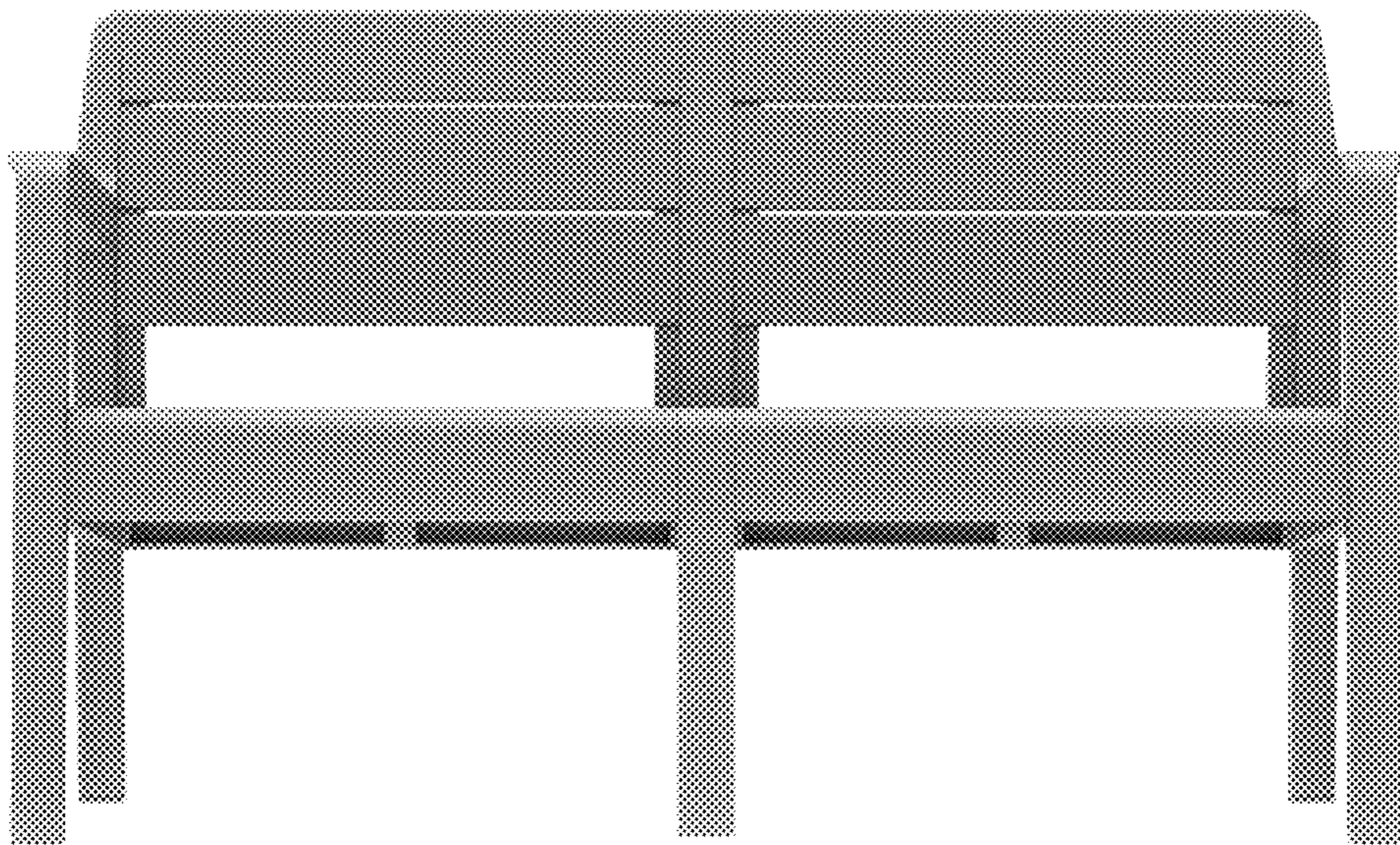


FIG.2




FIG.3



FIG. 4




FIG.5




FIG.6



FIG.7

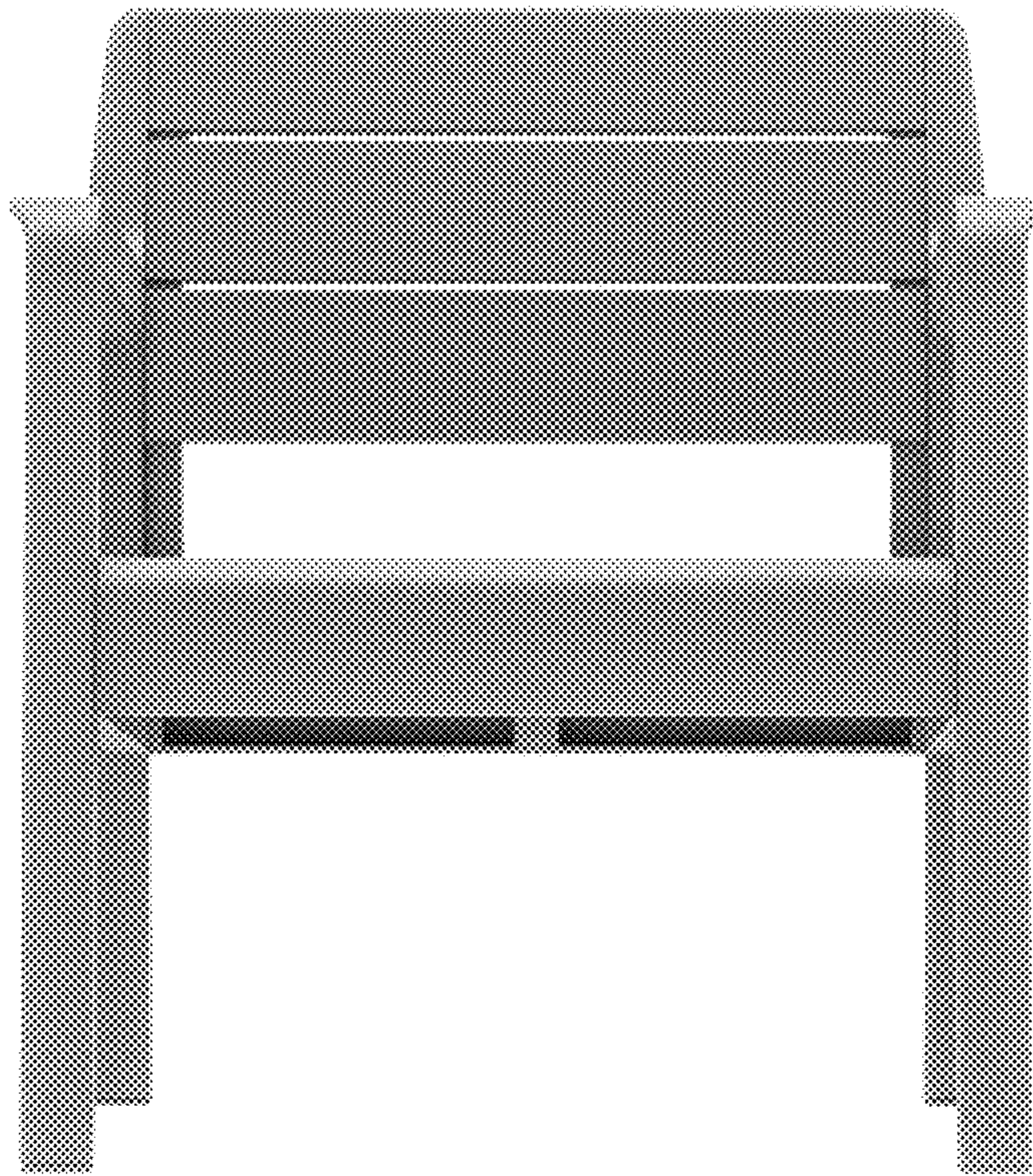


FIG. 8




FIG. 9



FIG. 10




FIG.11



FIG.12