



US00D717541S

(12) **United States Design Patent**
Forbus et al.

(10) **Patent No.:** **US D717,541 S**

(45) **Date of Patent:** **** Nov. 18, 2014**

(54) **EYEGLASS HOLDER**

(75) Inventors: **Donna Karen Forbus**, Auburn, AL
(US); **Lou Iona Bledsoe**, Auburn, AL
(US); **Randy Keith Forbus**, Cummings,
GA (US)

(73) Assignee: **D'Loup LLC**, Auburn, AL (US)

(**) Term: **14 Years**

(21) Appl. No.: **29/418,539**

(22) Filed: **Apr. 18, 2012**

(51) **LOC (10) Cl.** **03-01**

(52) **U.S. Cl.**
USPC **D3/266**

(58) **Field of Classification Search**
USPC D3/207, 211, 263, 265, 266, 219;
D8/33, 38; D11/223, 7; 248/902;
224/908, 3.1; 206/5, 6, 5.1
See application file for complete search history.

(56) **References Cited**

U.S. PATENT DOCUMENTS

4,771,515	A *	9/1988	Guarro	24/3.3
D341,903	S *	11/1993	Sklar et al.	D26/138
D495,875	S *	9/2004	Spence, Jr.	D3/229
7,200,897	B2 *	4/2007	Silvestro	24/3.3
D585,645	S *	2/2009	Mchatet	D3/266
D591,044	S *	4/2009	Lakhiani	D3/249
7,607,627	B1 *	10/2009	Mchatet	248/316.7

D604,944	S *	12/2009	Chiu	D3/211
D614,345	S *	4/2010	Bertken	D26/138
2003/0229971	A1 *	12/2003	Coyne	24/3.3
2008/0010782	A1 *	1/2008	Sturdy	24/3.3

* cited by examiner

Primary Examiner — Stella Reid

Assistant Examiner — Holly E Thurman

(74) *Attorney, Agent, or Firm* — Salter & Michaelson

(57) **CLAIM**


The ornamental design for an eyeglass holder, as shown and described.

DESCRIPTION

FIG. 1 is a perspective view of an eyeglass holder showing our new design;
FIG. 2 is a front elevational view thereof;
FIG. 3 is a rear elevational view thereof;
FIG. 4 is a left side elevational view thereof;
FIG. 5 is a right side elevational view thereof;
FIG. 6 is a top plan view thereof; and,
FIG. 7 is a bottom plan view thereof.

The portions shown in broken lines in the drawings depict unclaimed subject matter only and form no part of the claimed design. The dot-dash lines represent bounds of associated portions of the eyeglass holder and form no part of the claimed design.

1 Claim, 5 Drawing Sheets






FIG. 1

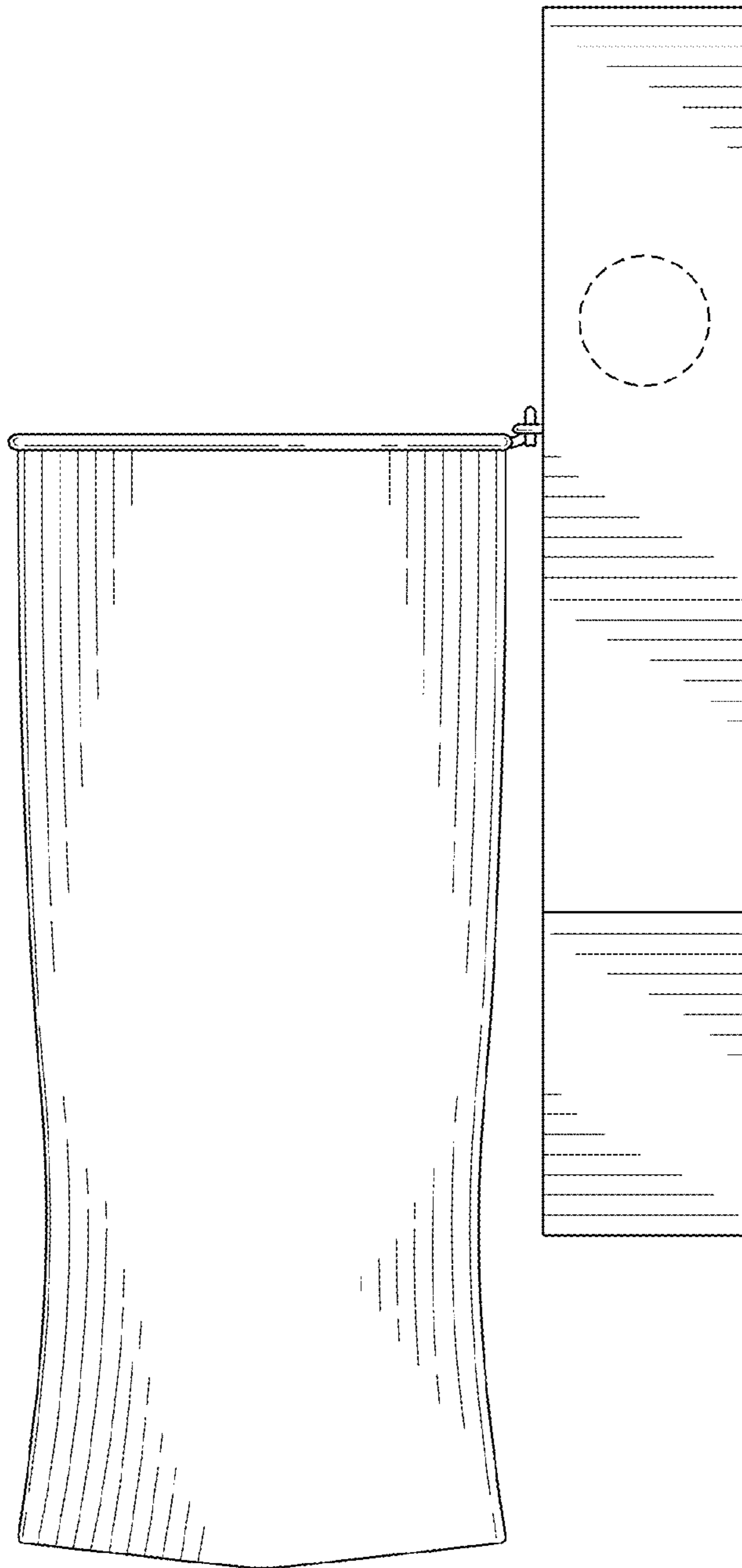


FIG. 2




FIG. 3

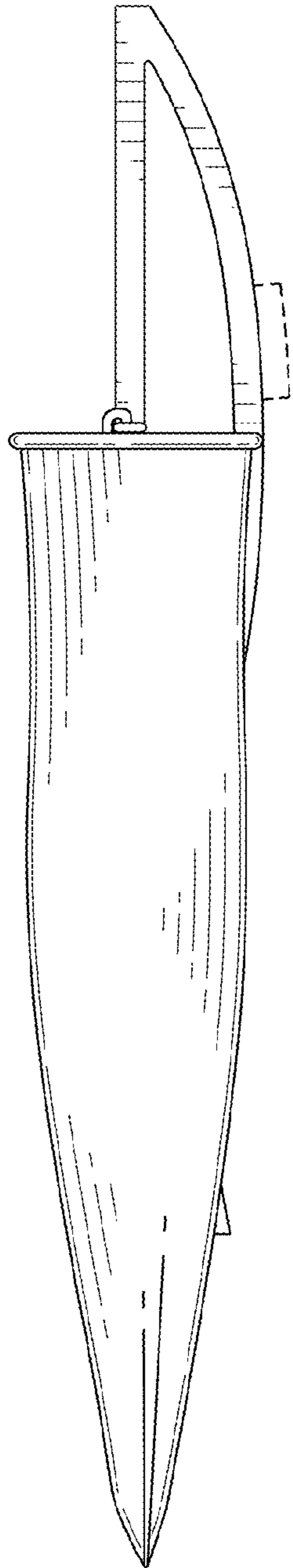


FIG. 4

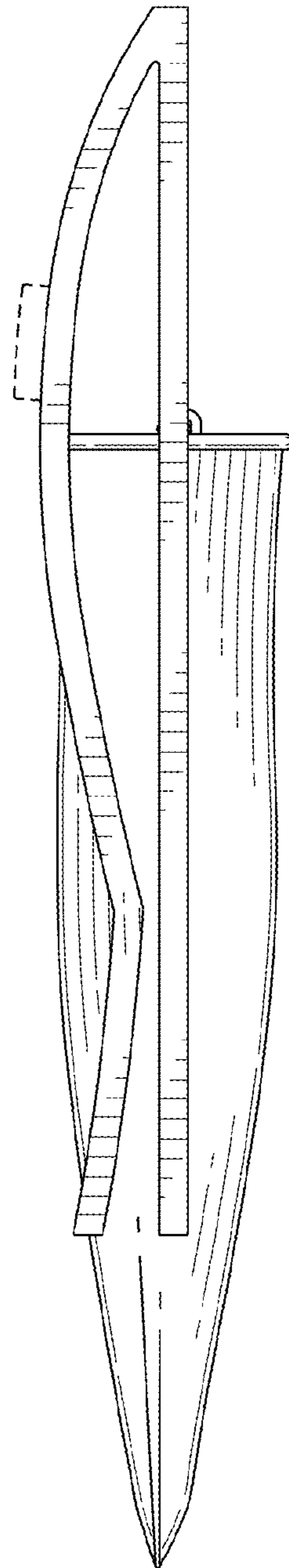


FIG. 5

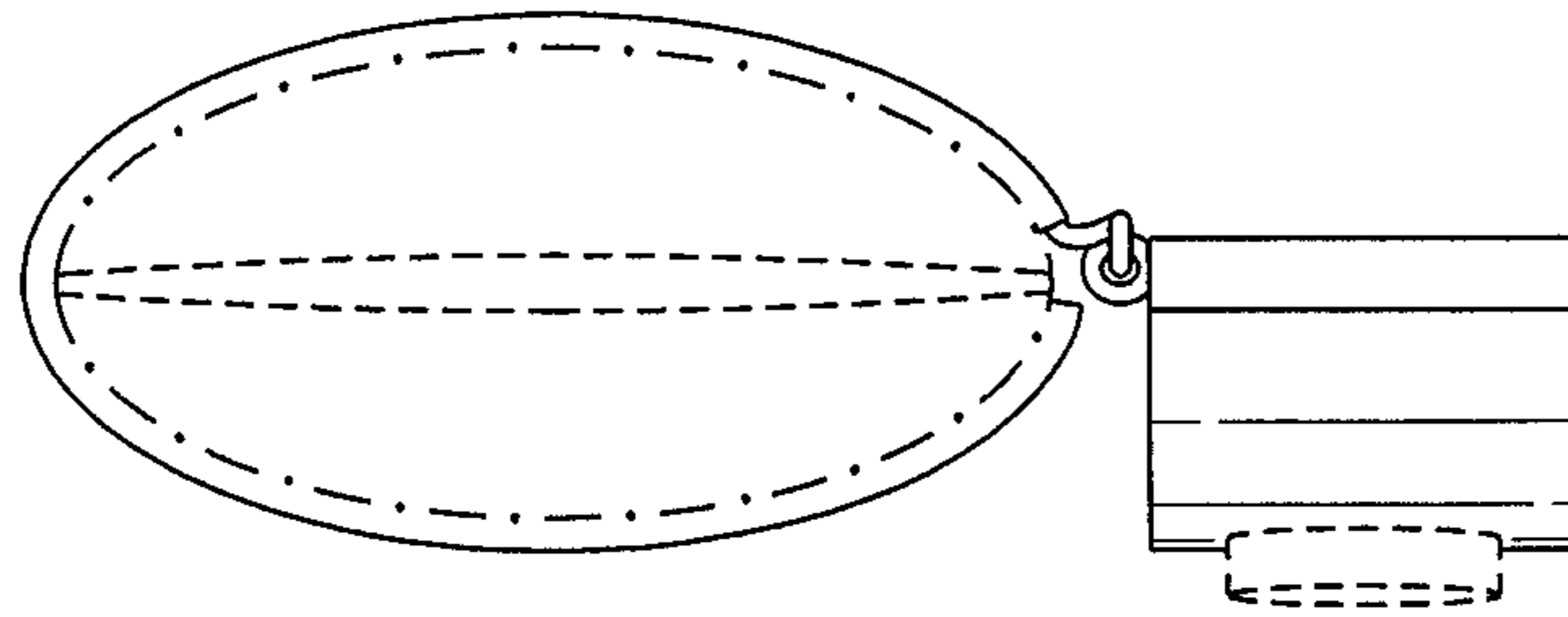


FIG. 6

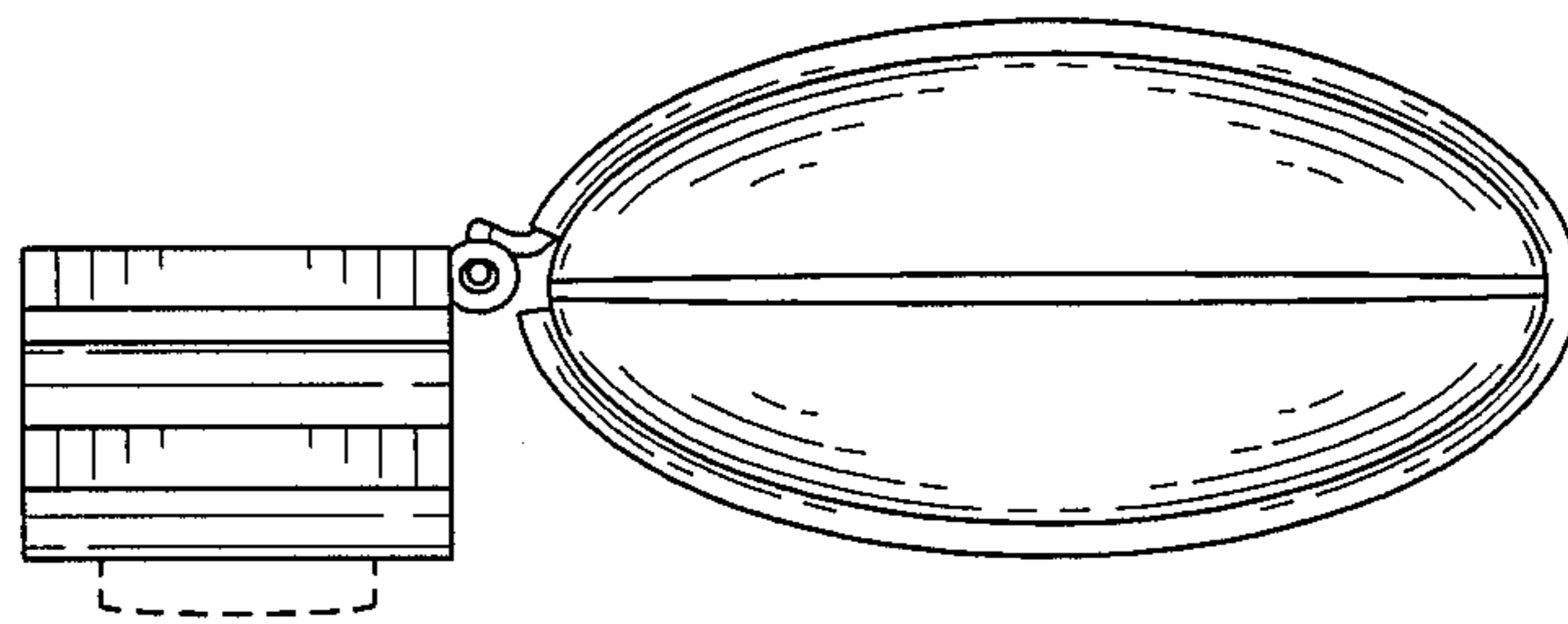


FIG. 7