



US00D717535S

(12) **United States Design Patent**
Kelley

(10) **Patent No.:** **US D717,535 S**
(45) **Date of Patent:** **** Nov. 18, 2014**

- (54) **SHOE**
- (71) Applicant: **Skechers U.S.A., Inc. II**, Manhattan Beach, CA (US)
- (72) Inventor: **Scott Kelley**, Torrance, CA (US)
- (73) Assignee: **Skechers U.S.A., Inc. II**, Manhattan Beach, CA (US)
- (**) Term: **14 Years**
- (21) Appl. No.: **29/493,155**
- (22) Filed: **Jun. 5, 2014**
- (51) **LOC (10) Cl.** **02-99**
- (52) **U.S. Cl.**
USPC **D2/972; D2/946; D2/976**
- (58) **Field of Classification Search**
USPC D2/902, 906-908, 944, 946, 969,
D2/972-974, 976; 36/45, 50.1, 77 M, 77 R,
36/83, 88, 113, 114, 126-131
See application file for complete search history.

D517,289 S	3/2006	Dabah	
D520,729 S	5/2006	Hamel	
D522,227 S	6/2006	Young	
D522,727 S	6/2006	Chen	
D522,729 S	6/2006	Fogg	
D522,735 S *	6/2006	Mermet D2/972
D527,883 S	9/2006	Holmes	
D528,772 S	9/2006	Portzline	
D537,617 S	3/2007	Hlavacs	
D546,547 S	7/2007	Harlow	
D551,840 S	10/2007	Avar	
D569,092 S	5/2008	Mayden	
D573,781 S	7/2008	Mayden	
D595,040 S	6/2009	Mochen	
D614,852 S	5/2010	Hatfield et al.	
D615,289 S	5/2010	Hatfield et al.	
D634,520 S	3/2011	Choi	
D636,584 S	4/2011	Williams, Jr.	
D636,585 S	4/2011	Williams, Jr.	
D638,621 S *	5/2011	Mayden D2/972
D641,965 S	7/2011	Choi	
D642,370 S	8/2011	Dolan	
D642,371 S	8/2011	Dolan	

(Continued)

Primary Examiner — Dominic Simone
(74) *Attorney, Agent, or Firm* — Marshall A. Lerner; Marvin H. Kleinberg; Kleinberg & Lerner, LLP

(56) **References Cited**
U.S. PATENT DOCUMENTS

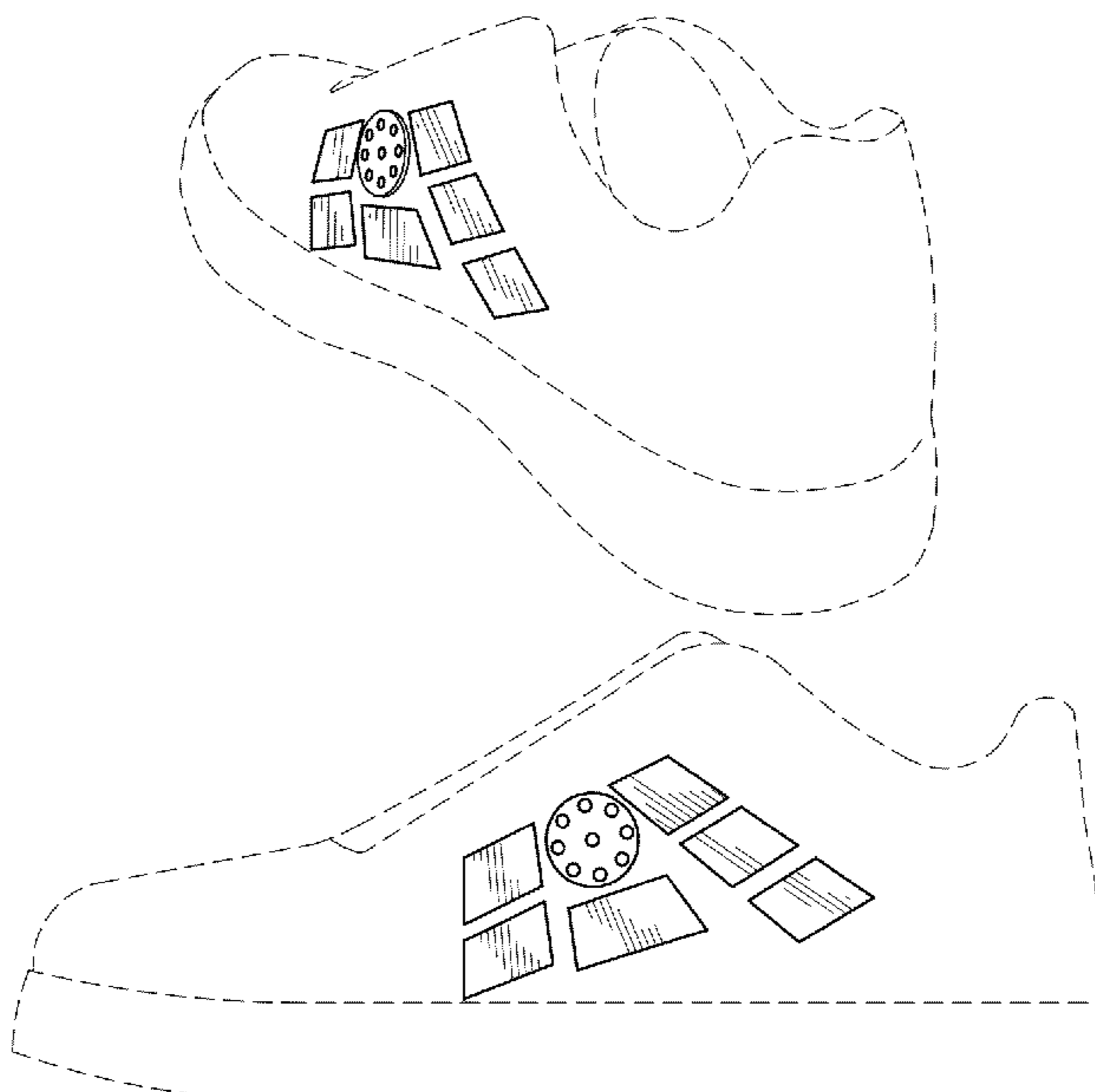
D327,769 S	7/1992	Serna et al.	
D379,029 S	5/1997	Ruiz	
D391,060 S	2/1998	Cass	
D397,855 S	9/1998	Clarke	
D401,049 S	11/1998	Greenberg	
D401,050 S	11/1998	Greenberg	
D420,504 S	2/2000	Avar	
D440,751 S	4/2001	McCullagh	
D442,360 S	5/2001	Holmes	
D451,270 S	12/2001	Hall	
D483,935 S	12/2003	Kuerbis	
D501,302 S	2/2005	Cessor	
D510,475 S *	10/2005	Hlavacs D2/972
D516,287 S	3/2006	Fontanarosa	

(57) **CLAIM**
The ornamental design for shoe, as shown and described.

DESCRIPTION

FIG. 1 is a front perspective view of a shoe in accordance with my new design.
FIG. 2 is a rear perspective view thereof;
FIG. 3 is a right elevation view thereof; and,
FIG. 4 is a left elevation view thereof.
Broken lines showing the remainder of the shoe in the figures are for illustrative purposes only and form no part of the claimed invention.

1 Claim, 2 Drawing Sheets



(56)

References Cited

U.S. PATENT DOCUMENTS

D645,241 S 9/2011 McCullagh
D659,988 S 5/2012 Kuerbis
D667,621 S 9/2012 Portzline
D671,733 S 12/2012 Petrie
D675,006 S 1/2013 Thornhill
D675,421 S 2/2013 Petrie
D676,228 S 2/2013 Avar et al.

D676,229 S * 2/2013 Fogg et al. D2/972
D676,645 S 2/2013 Avar et al.
D682,529 S 5/2013 Johnsongriffin
D682,533 S 5/2013 Little
D682,534 S 5/2013 Little
D683,133 S 5/2013 Petrie
D689,685 S 9/2013 Chang
D690,924 S 10/2013 Hardman
D690,925 S 10/2013 Hardman
D693,108 S 11/2013 Chung

* cited by examiner

FIG. 1

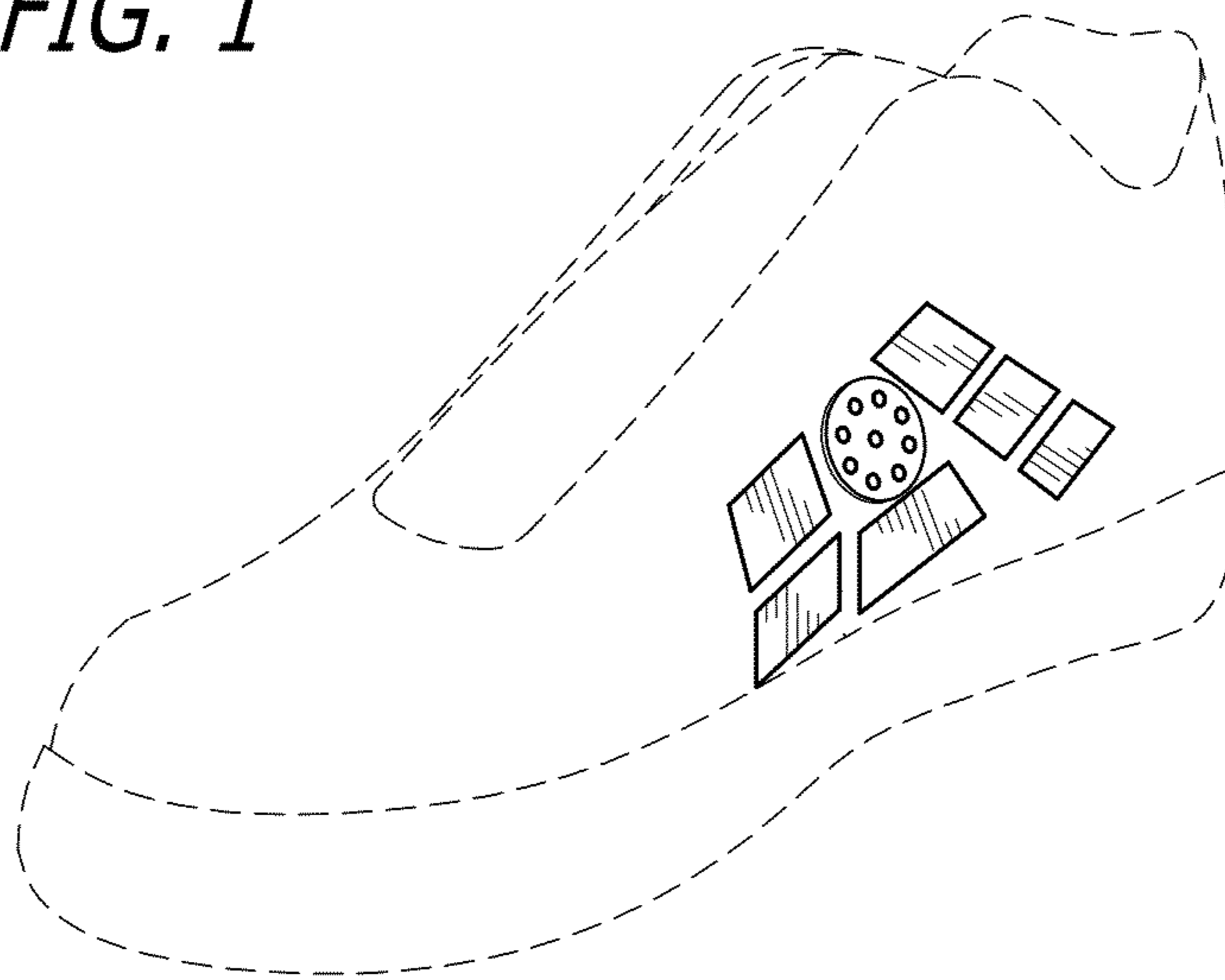


FIG. 2




FIG. 3




FIG. 4

