



US00D717527S

(12) **United States Design Patent**
Truelsen

(10) **Patent No.:** **US D717,527 S**

(45) **Date of Patent:** **** Nov. 18, 2014**

(54) **SOLE**

(71) Applicant: **ECCO Sko A/S**, Bredebro (DK)

(72) Inventor: **Ejnar Truelsen**, Toender (DK)

(73) Assignee: **ECCO Sko A/S**, Bredebro (DK)

(**) Term: **14 Years**

(21) Appl. No.: **29/432,963**

(22) Filed: **Sep. 24, 2012**

(30) **Foreign Application Priority Data**

Mar. 27, 2012 (EM) 002015628-0012

(51) **LOC (10) Cl.** **02-04**

(52) **U.S. Cl.**
USPC **D2/951; D2/953; D2/957; D2/960**

(58) **Field of Classification Search**
USPC D2/902, 906, 908, 916, 918, 925,
D2/946-962, 977; 36/3 B, 22 R, 24.5, 25 R,
36/28, 32 R, 34 R, 59 C, 67 A, 103
See application file for complete search history.

(56) **References Cited**

U.S. PATENT DOCUMENTS

D334,657 S *	4/1993	Smith	D2/956
D353,258 S *	12/1994	Issler	D2/957
D397,849 S *	9/1998	Mitsui et al.	D2/954
5,799,417 A *	9/1998	Burke et al.	36/105
D415,339 S *	10/1999	Rombis	D2/960
D483,554 S *	12/2003	Burg et al.	D2/952
D508,307 S *	8/2005	Burg et al.	D2/953
D530,492 S *	10/2006	McClaskie	D2/957
7,762,008 B1 *	7/2010	Clark et al.	36/3 B

D662,292 S *	6/2012	Meynard	D2/923
D670,490 S *	11/2012	McClaskie	D2/957
D674,584 S *	1/2013	Klein	D2/953
D683,117 S *	5/2013	Truelsen	D2/953
D687,623 S *	8/2013	Norris	D2/923
D695,505 S *	12/2013	Hansen	D2/960
D703,931 S *	5/2014	Bikowski	D2/957
D708,824 S *	7/2014	Hansen	D2/916
2010/0180474 A1 *	7/2010	Clark et al.	36/3 B
2010/0307025 A1 *	12/2010	Truelsen et al.	36/28

* cited by examiner

Primary Examiner — T. Chase Nelson

(74) *Attorney, Agent, or Firm* — McCormick, Paulding & Huber LLP

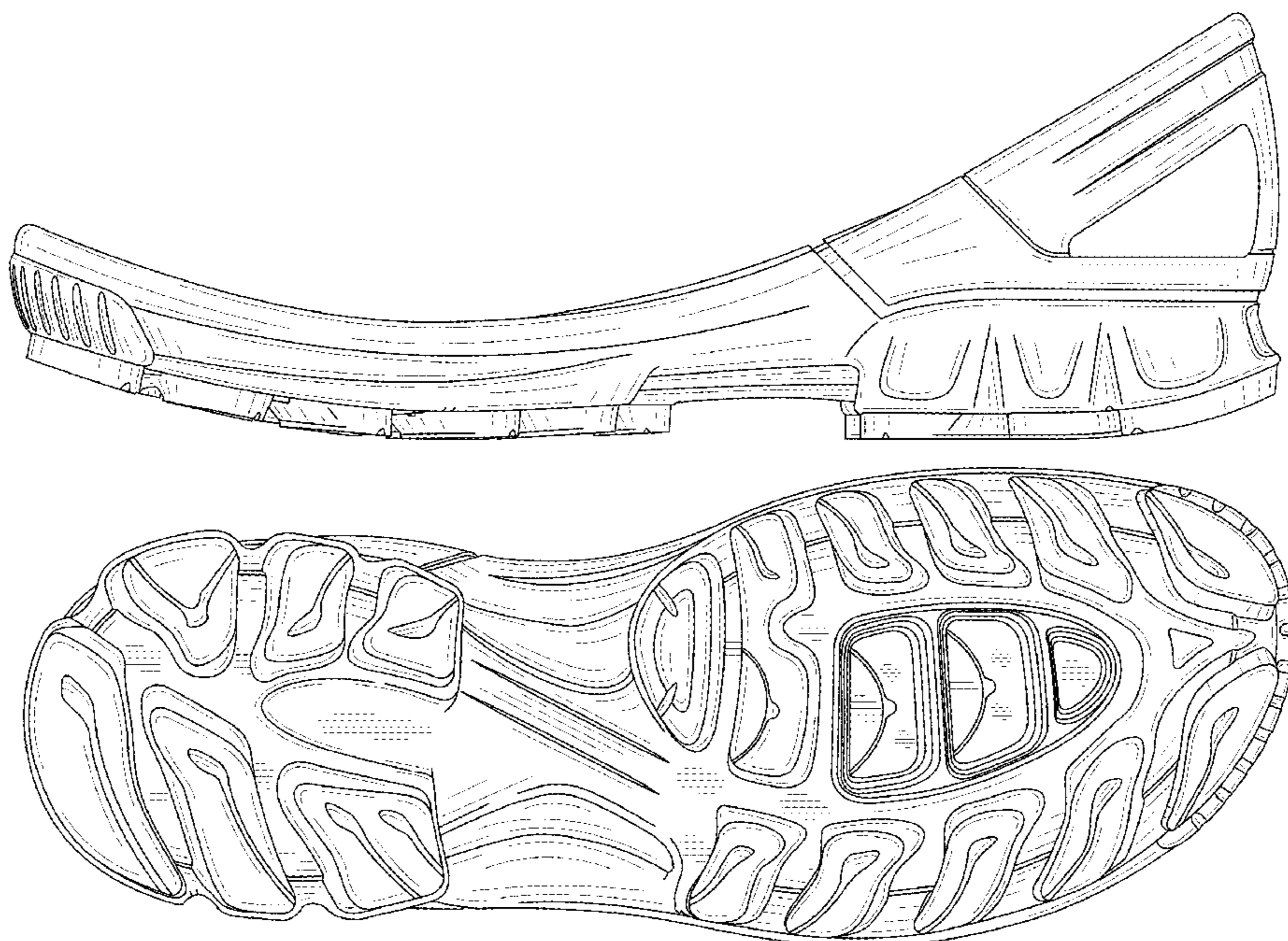
(57) **CLAIM**

The ornamental design for a sole, substantially as shown and described.

DESCRIPTION

FIG. 1 is a front, top, right-hand side perspective view of a sole comprising a new, original and ornamental design;
FIG. 2 is a front view of a sole comprising the new, original and ornamental design;
FIG. 3 is a right-hand side view of a sole comprising the new, original and ornamental design;
FIG. 4 is a left-hand side view of a sole comprising the new, original and ornamental design;
FIG. 5 is a top view of a sole comprising the new, original and ornamental design;
FIG. 6 is a rear view of a sole comprising the new, original and ornamental design; and,
FIG. 7 is a bottom view of a sole comprising the new, original and ornamental design.

1 Claim, 6 Drawing Sheets



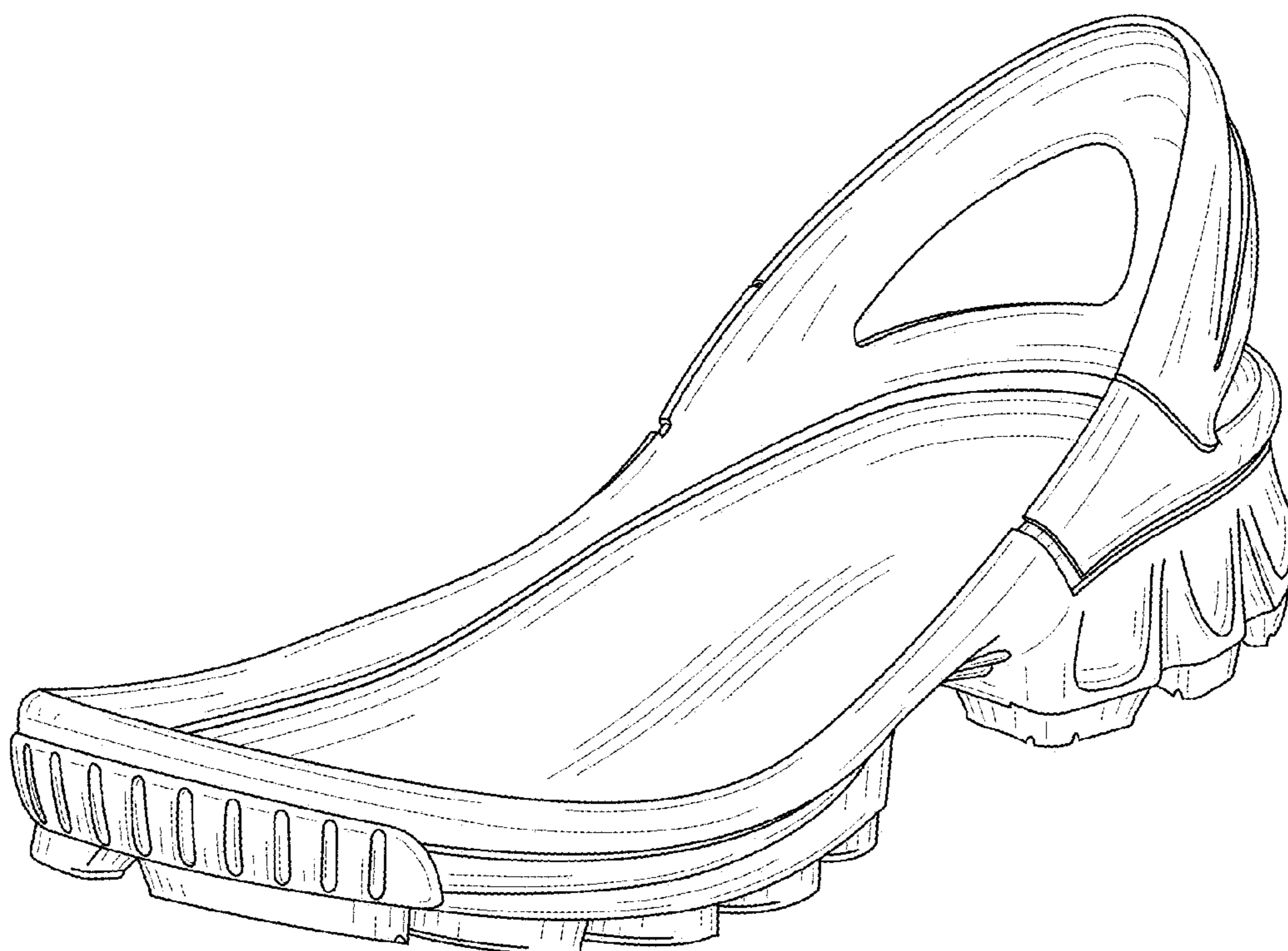


FIG. 1

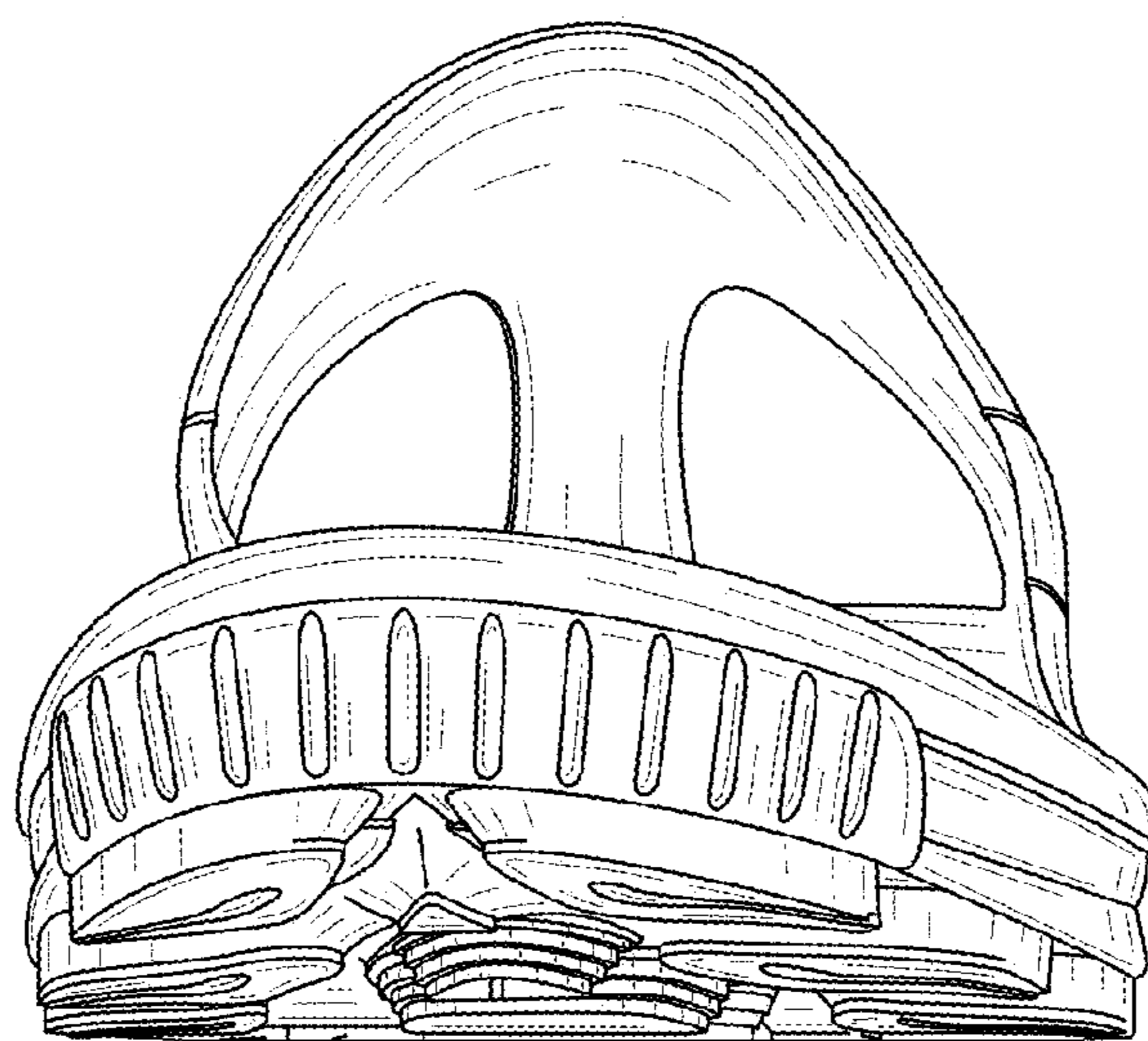


FIG. 2

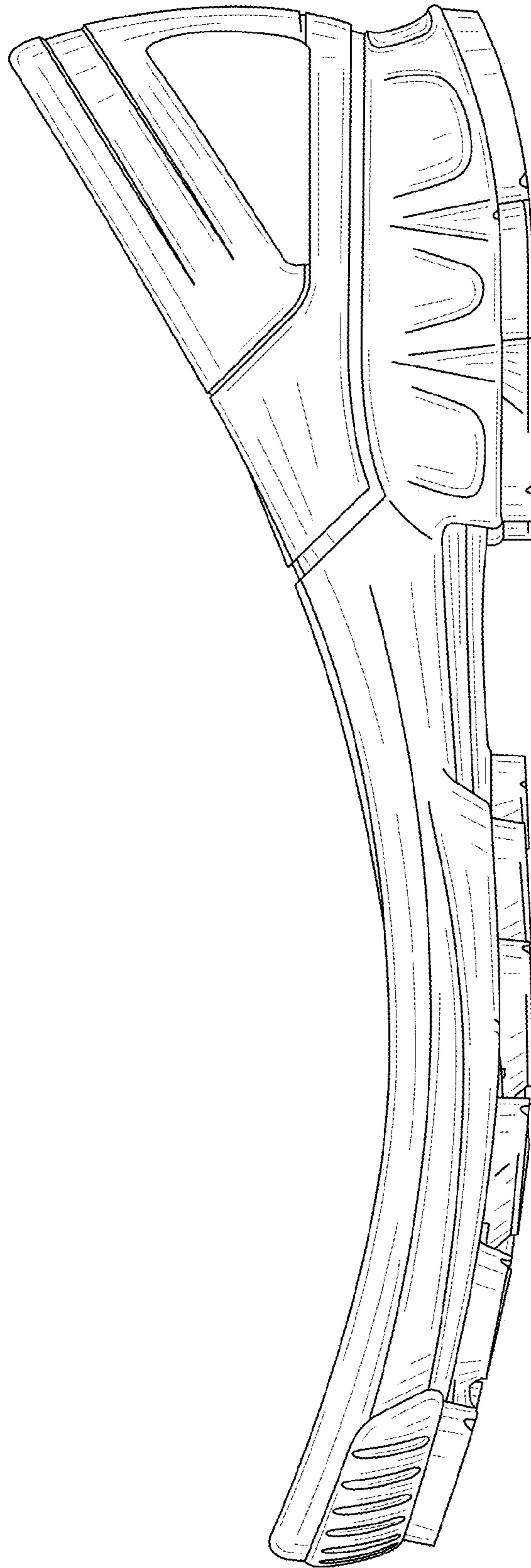


FIG. 3

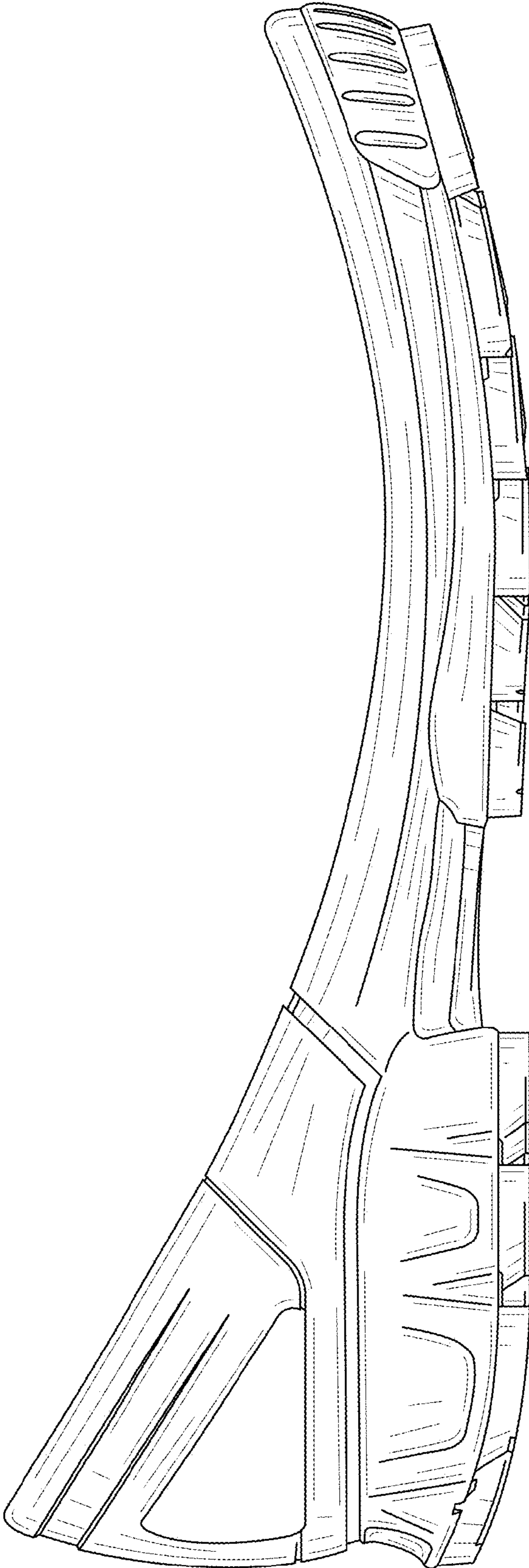


FIG. 4

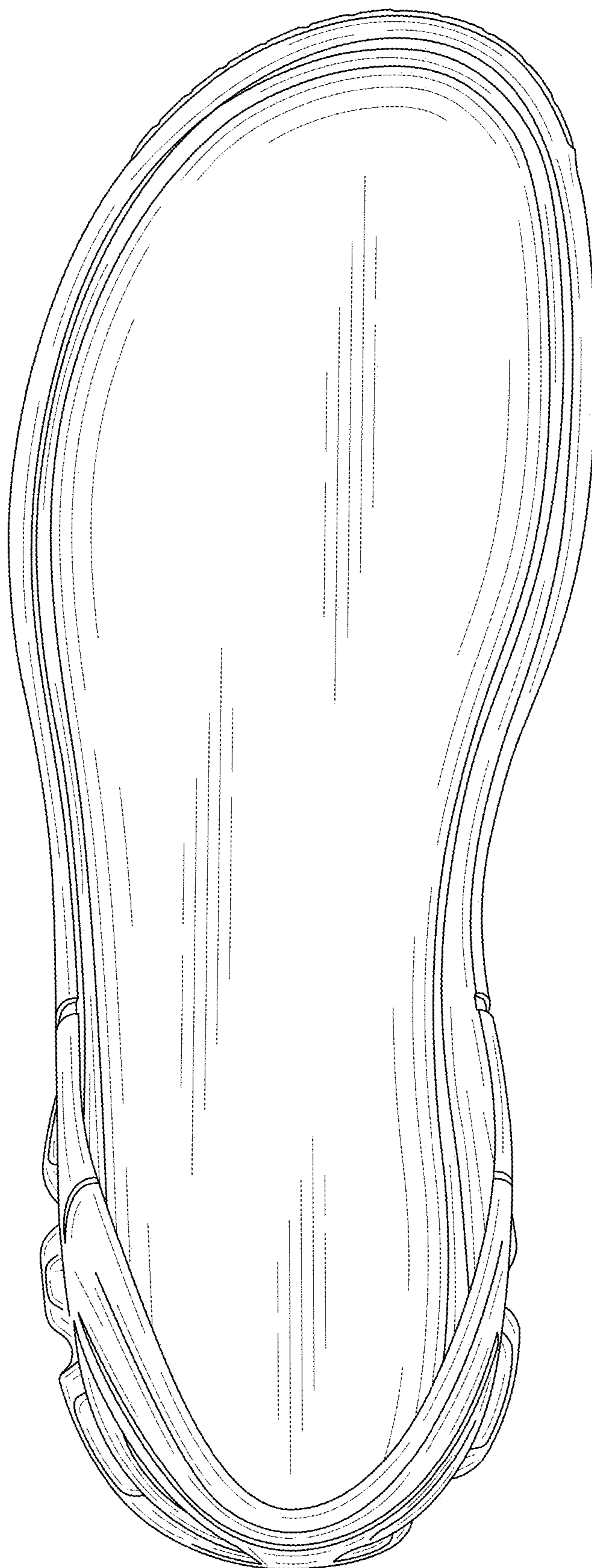


FIG. 5

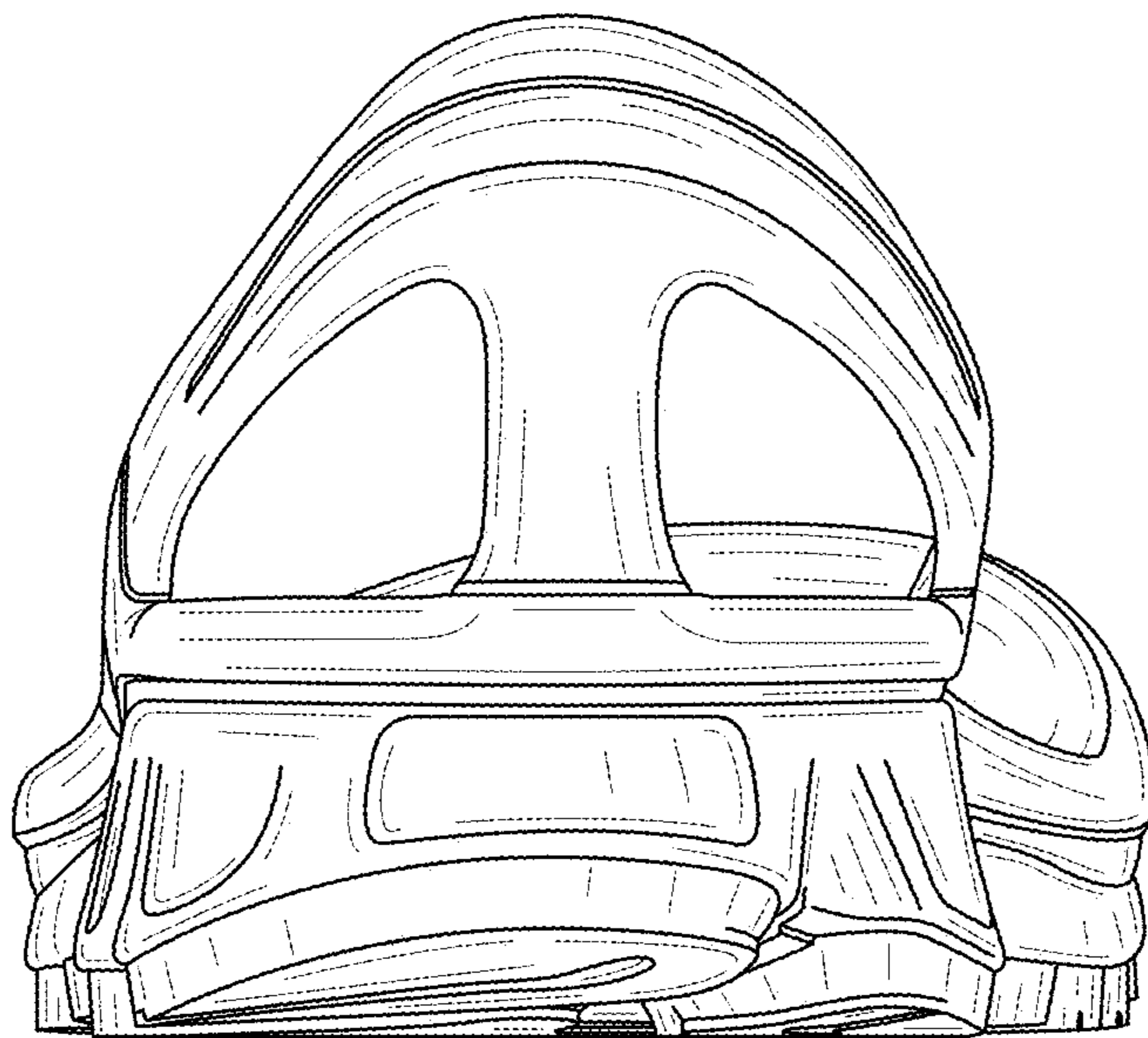


FIG. 6

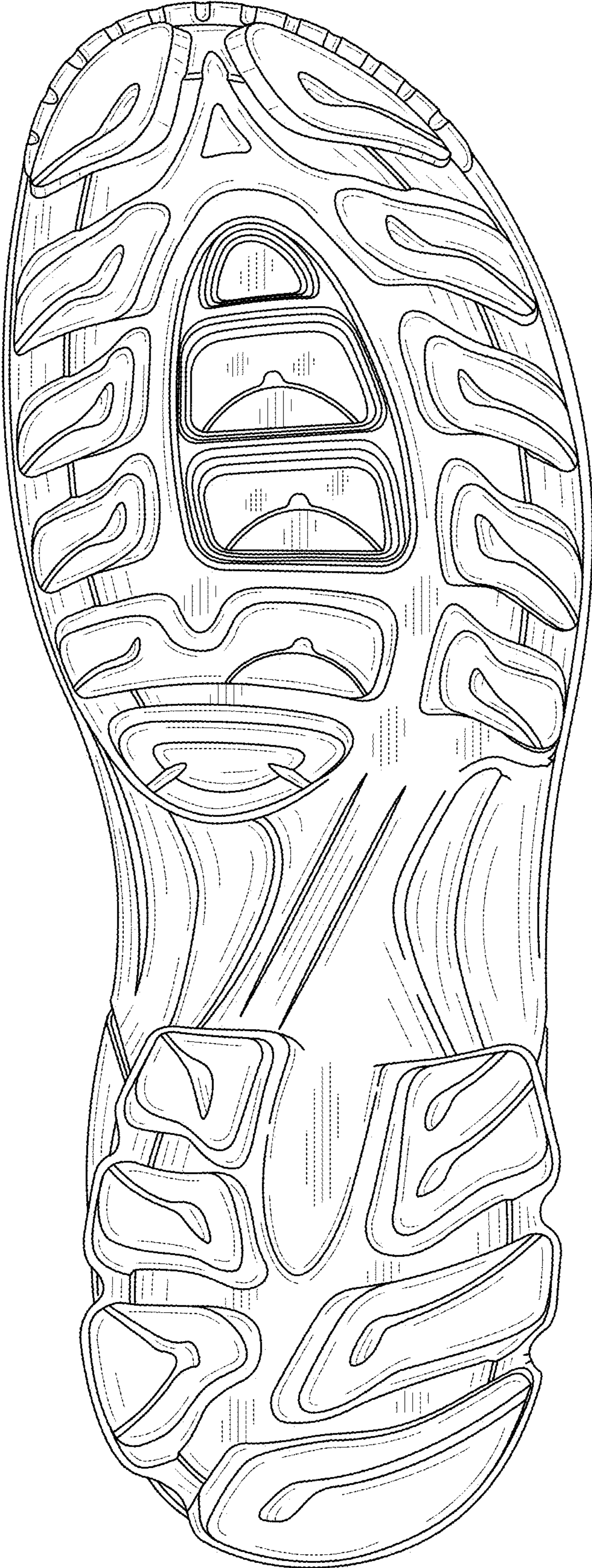


FIG. 7