



US00D717511S

(12) **United States Design Patent**
Behar et al.

(10) **Patent No.:** **US D717,511 S**

(45) **Date of Patent:** **** Nov. 11, 2014**

(54) **LITTER RECEPTACLE**

(71) Applicant: **Landscape Forms, Inc.**, Kalamazoo, MI (US)

(72) Inventors: **Yves Behar**, San Francisco, CA (US); **Joshua Tree Morenstein**, San Francisco, CA (US); **Nick Cronan**, Oakland, CA (US); **Liam Adelman**, San Francisco, CA (US)

(73) Assignee: **Landscape Forms, Inc.**, Kalamazoo, MI (US)

(**) Term: **14 Years**

(21) Appl. No.: **29/470,505**

(22) Filed: **Oct. 22, 2013**

(51) **LOC (10) Cl.** **09-09**

(52) **U.S. Cl.**
USPC **D34/1**

(58) **Field of Classification Search**
USPC D34/1-11; 220/908, 908.1, 909, 911, 220/913
See application file for complete search history.

(56) **References Cited**

U.S. PATENT DOCUMENTS

D227,543	S	*	7/1973	Lamb	D34/7
D291,392	S	*	8/1987	Worthen	D6/440
5,058,764	A	*	10/1991	Gaba	220/481
D323,728	S	*	2/1992	McNamara	D34/1
D410,575	S	*	6/1999	Meier	D34/1
D597,273	S	*	7/2009	Chipman	D34/7
D657,109	S	*	4/2012	Liao	D34/9
D665,140	S	*	8/2012	Greene	D34/1

OTHER PUBLICATIONS

Upside 50 Gallon Receptacle, manufactured by Upbeat Site Furnishings, printout available online on Sep. 26, 2013 at <https://www.upbeat.com/upside-receptacle/PT4500/product.aspx>, 5 pages.

Bella Via Trash Receptacle, manufactured by Streetscapes, Inc., printout available online on Sep. 26, 2013 at <http://www.streetscapes.biz/catalog/collections-bella-via-bella-via-trapezoidal-trash-receptacle-embedded-p-9597.html?osCsid=dbd594912c5476f199610de936cd0690>, 1 page.

* cited by examiner

Primary Examiner — Cynthia Ramirez

(74) *Attorney, Agent, or Firm* — Heslin Rothenberg Farley & Mesiti P.C.

(57) **CLAIM**

The ornamental design for a litter receptacle, as shown and described.

DESCRIPTION

FIG. 1 is a perspective view of a first embodiment of the litter receptacle of the current design;

FIG. 2 is a front elevation view thereof, the rear elevation view being identical thereto;

FIG. 3 is a right side elevation view thereof; the left side elevation being identical thereto;

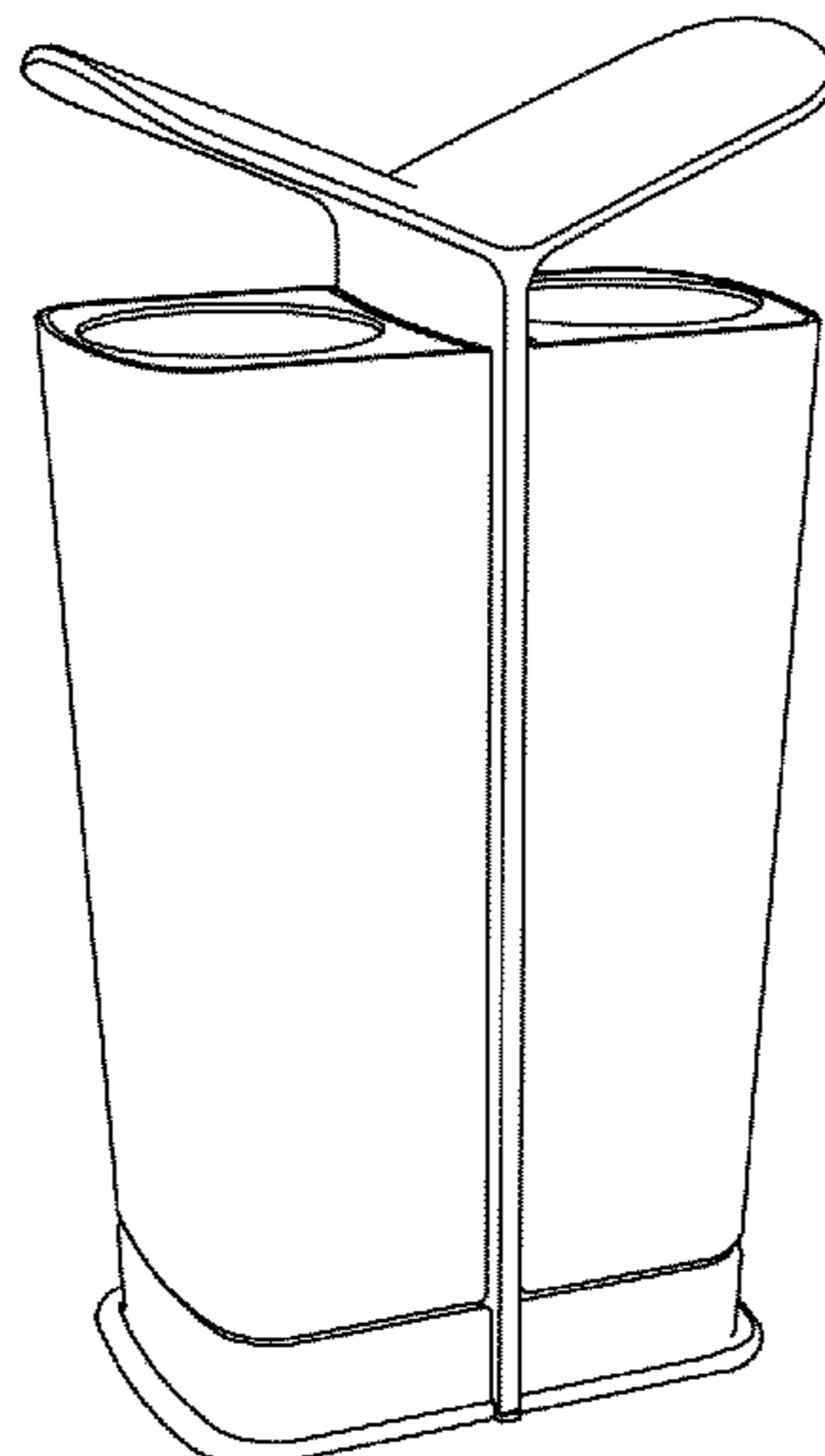
FIG. 4 is a top plan view thereof;

FIG. 5 is a perspective view of a second embodiment of the litter receptacle of the current design;

FIG. 6 is a front elevation view thereof, the rear elevation view being identical thereto; and,

FIG. 7 is a right side elevation view thereof, the left side elevation view being identical thereto; and the top plan view thereof being identical to the first embodiment.

1 Claim, 7 Drawing Sheets






FIG. 1




FIG. 2

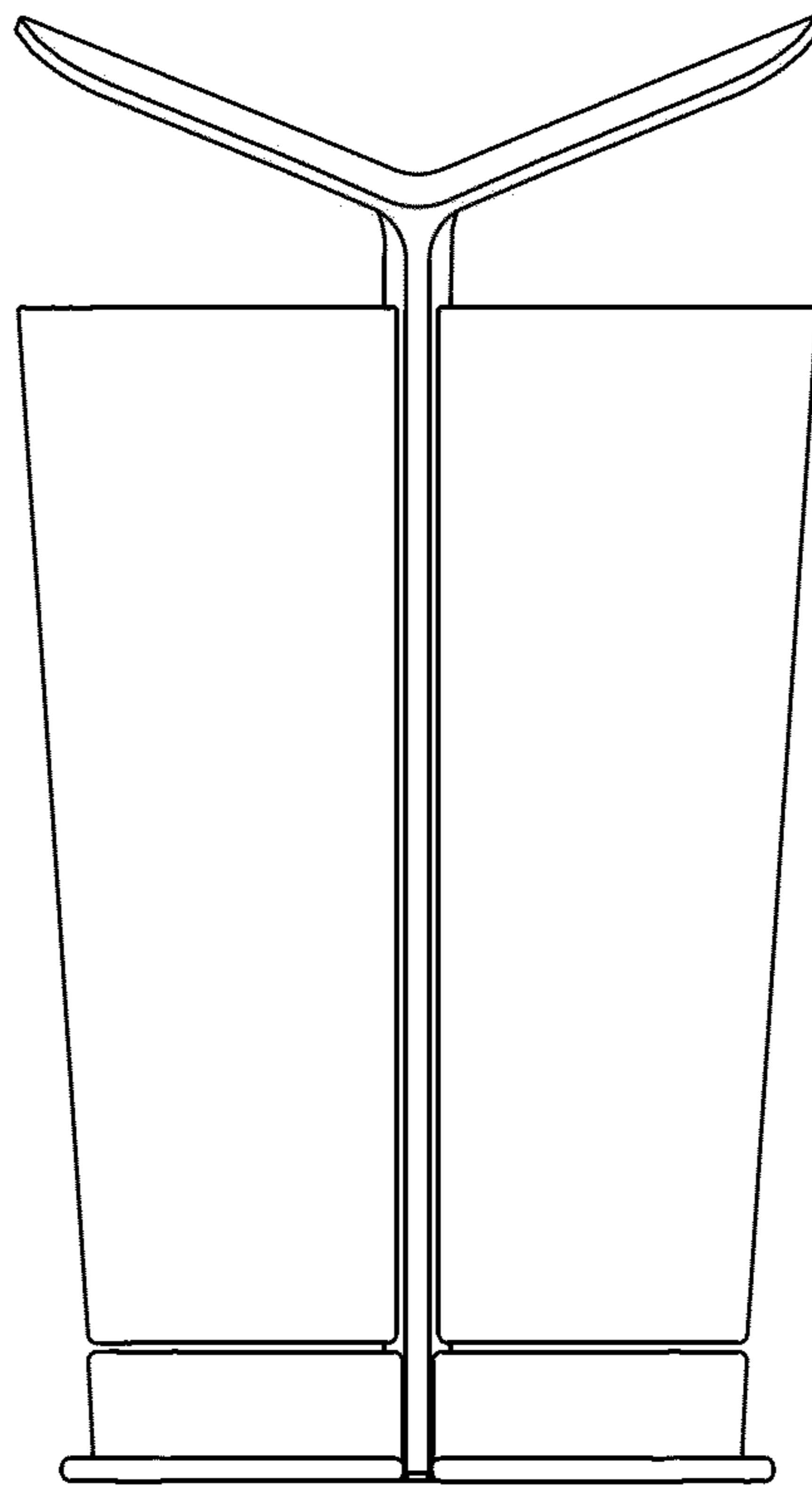


FIG. 3




FIG. 4




FIG. 5




FIG. 6

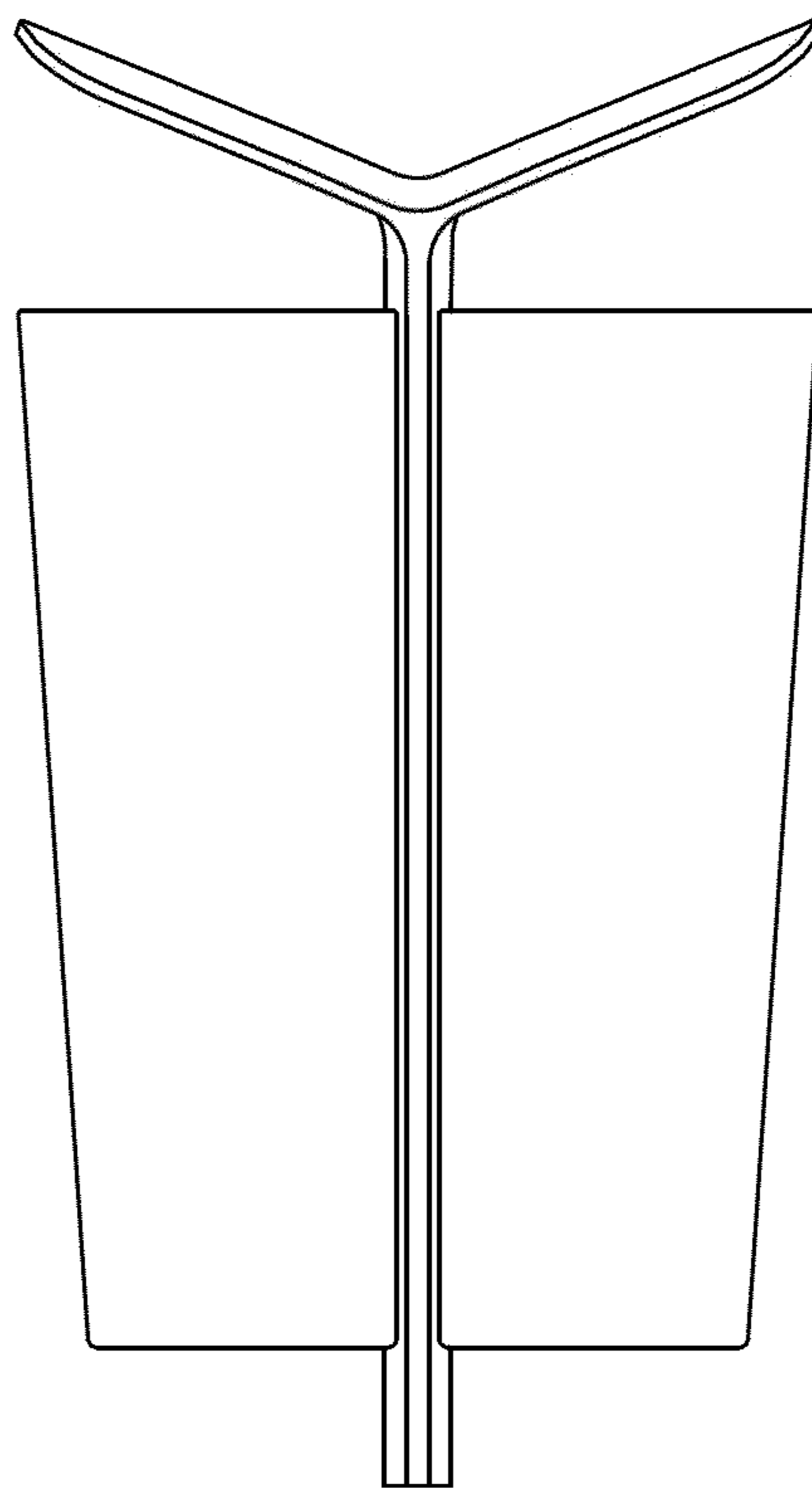


FIG. 7