



US00D717509S

(12) **United States Design Patent**
Patton

(10) **Patent No.:** **US D717,509 S**

(45) **Date of Patent:** **** Nov. 11, 2014**

(54) **SCRAPER**

(71) Applicant: **Garry K. Patton**, Clinton, SC (US)

(72) Inventor: **Garry K. Patton**, Clinton, SC (US)

(**) Term: **14 Years**

(21) Appl. No.: **29/435,806**

(22) Filed: **Oct. 29, 2012**

(51) **LOC (10) Cl.** **08-05**

(52) **U.S. Cl.**
USPC **D32/46; D32/49**

(58) **Field of Classification Search**
USPC D32/46, 49; D8/14, 45, 46, 47, 105, 98,
D8/90; D7/682; 30/169, 167, 278, 280,
30/287; 15/105, 236.01–236.09, 245.1;
D4/136; 7/105

See application file for complete search history.

(56) **References Cited**

U.S. PATENT DOCUMENTS

D366,738 S * 1/1996 Israel D32/42
5,908,255 A * 6/1999 Branch 401/139
6,293,726 B1 * 9/2001 Wolf 403/299

D453,075 S * 1/2002 Liu D4/118
D544,160 S * 6/2007 Thomas D32/42
7,478,851 B2 * 1/2009 Geller 294/210
D593,267 S * 5/2009 Terao D32/40
D685,554 S * 7/2013 Malvasio D32/40
2006/0112722 A1 * 6/2006 Bianco 62/457.3
2012/0211516 A1 * 8/2012 Zapp et al. 222/20
2012/0292283 A1 * 11/2012 Kornbrust 215/228
2013/0025738 A1 * 1/2013 Norris 141/1

* cited by examiner

Primary Examiner — John Windmuller

(74) *Attorney, Agent, or Firm* — Dority & Manning, P.A.

(57) **CLAIM**

The ornamental design for a scraper, as shown and described.

DESCRIPTION

FIG. 1 is a front perspective view of the scraper according to the present design;
FIG. 2 is a front view or rear view thereof;
FIG. 3 is a side view thereof;
FIG. 4 is a top view thereof;
FIG. 5 is a bottom view thereof; and,
FIG. 6 is a front view thereof showing the scraper joined to a broom handle.

The broken line showing of portions of the scraper element and the broom forms no part of the claimed design.

1 Claim, 3 Drawing Sheets






FIG. 1

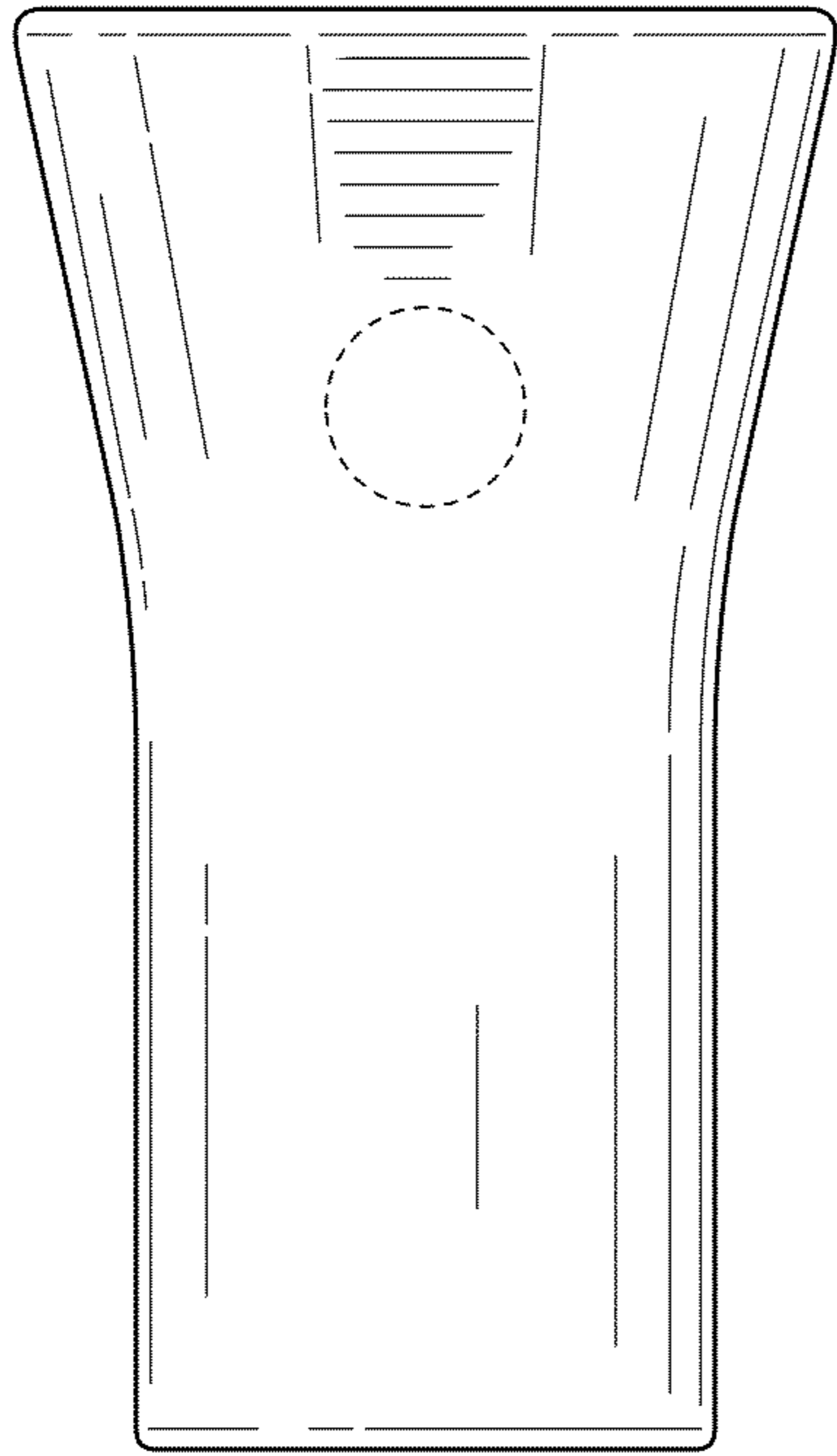


FIG. 2

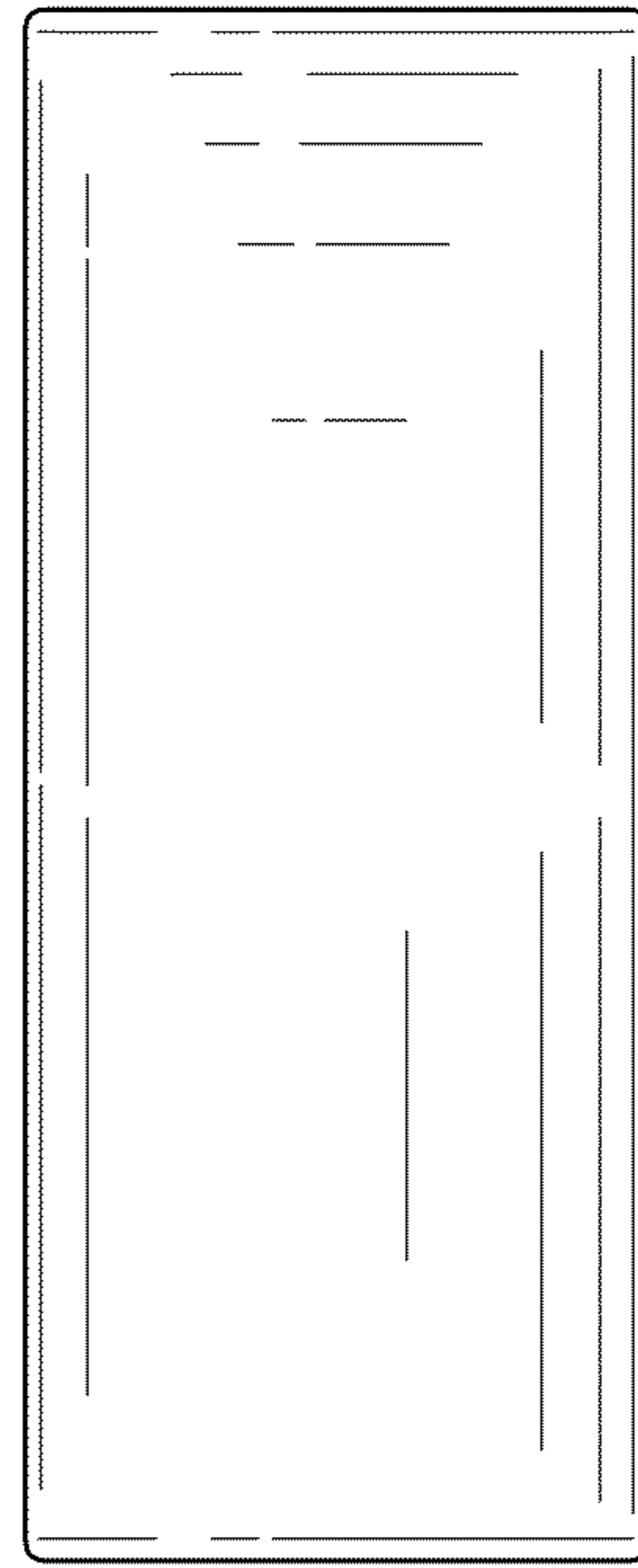


FIG. 3

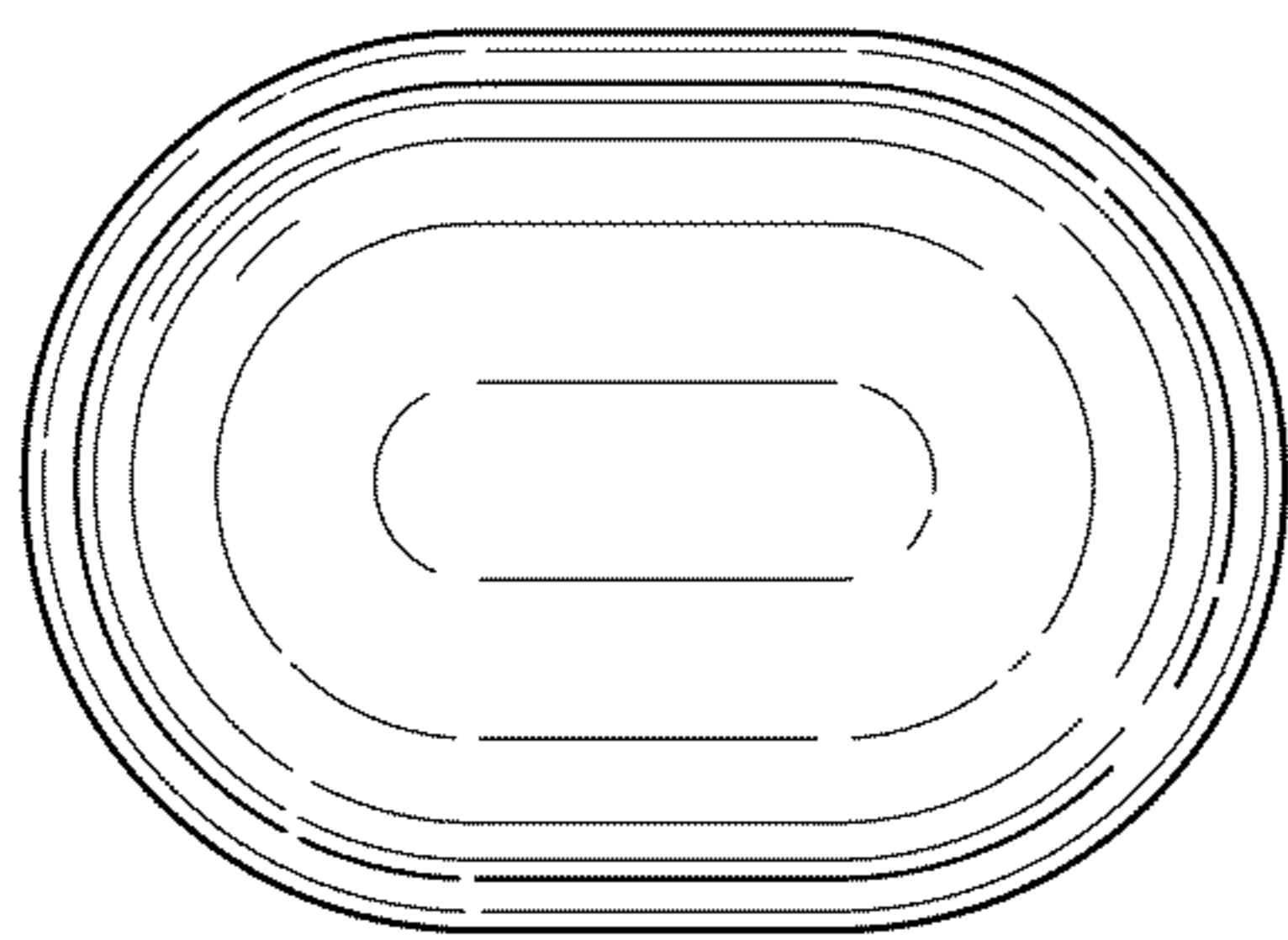


FIG. 4

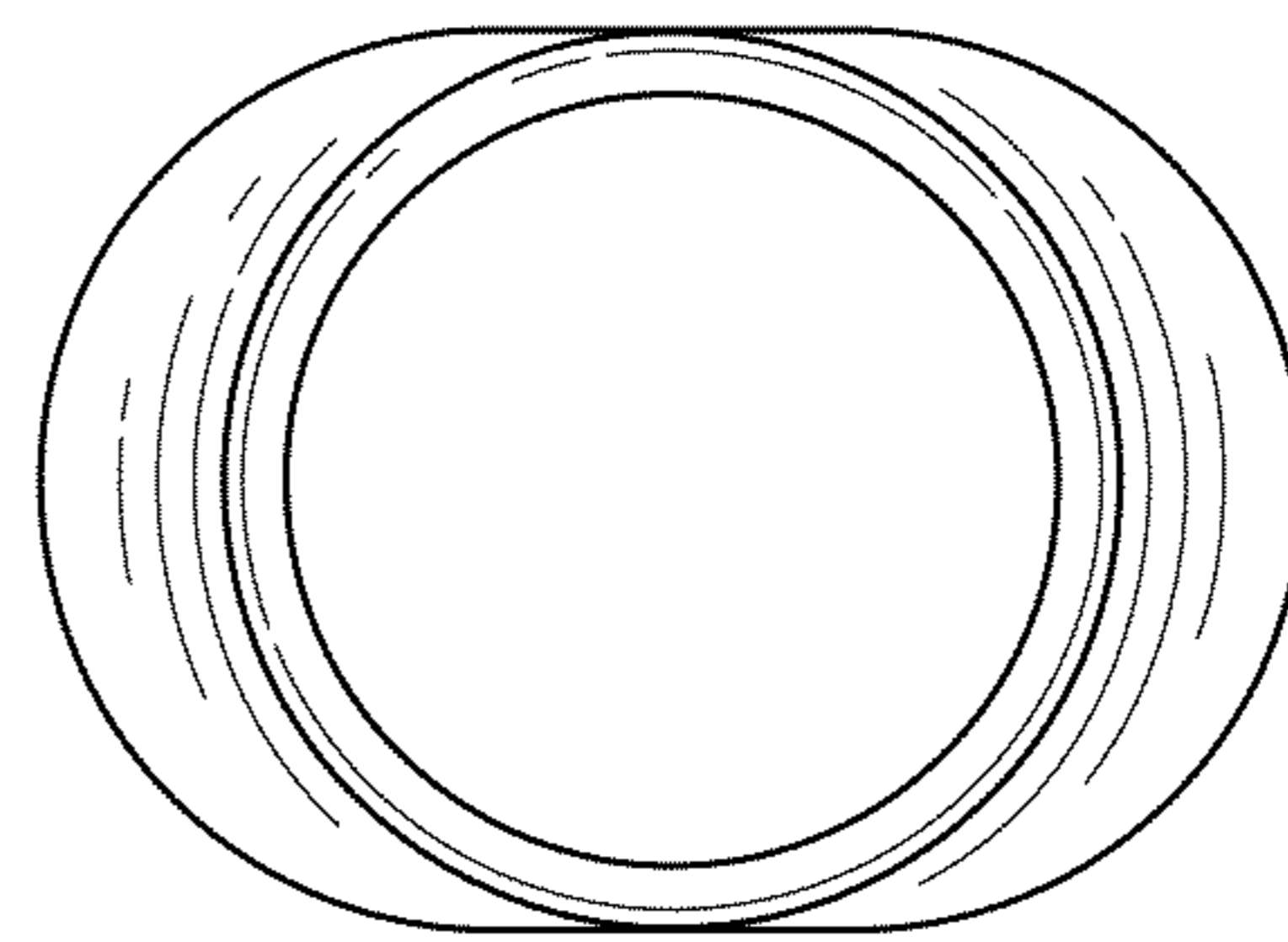


FIG. 5




FIG. 6