



US00D717502S

(12) **United States Design Patent**
Dixon

(10) **Patent No.:** **US D717,502 S**
(45) **Date of Patent:** **** Nov. 11, 2014**

- (54) **PET CARRIER**
 - (71) Applicant: **Bergan, LLC**, Monkey Island, OK (US)
 - (72) Inventor: **Kirk Dixon**, Claremore, OK (US)
 - (73) Assignee: **Bergan, LLC**, Monkey Island, OK (US)
 - (**) Term: **14 Years**
 - (21) Appl. No.: **29/460,986**
 - (22) Filed: **Jul. 17, 2013**
 - (51) **LOC (10) Cl.** **30-02**
 - (52) **U.S. Cl.**
USPC **D30/109**
 - (58) **Field of Classification Search**
USPC D30/108-109, 112, 114; 119/452-453,
119/474, 480, 481-482, 489, 491, 496-498,
119/500-501, 513, 650, 673, 678, 712,
119/751; D3/233, 245-246, 273, 276, 289,
D3/301
- See application file for complete search history.

D523,995 S	6/2006	Knittle	
7,210,426 B2	5/2007	Yeung	
D548,408 S	8/2007	Martz	
D575,461 S	8/2008	Cannon et al.	
7,665,421 B2 *	2/2010	Martz	119/497
D649,719 S	11/2011	Siklosi et al.	
D657,096 S *	4/2012	Leung	D30/108
D662,263 S *	6/2012	Chau et al.	D30/109
D662,264 S *	6/2012	Chau et al.	D30/109
D677,011 S *	2/2013	Cirincione et al.	D30/109
D685,952 S *	7/2013	Dixon	D30/109
D707,896 S *	6/2014	Renforth et al.	D30/108
2002/0139314 A1	10/2002	Burns et al.	
2003/0127060 A1	7/2003	Yeung	
2008/0072837 A1 *	3/2008	Redzisz et al.	119/474
2008/0216760 A1	9/2008	Cannon et al.	
2010/0000472 A1	1/2010	Siklosi	
2011/0005467 A1	1/2011	Siklosi	

* cited by examiner

Primary Examiner — Cathy A MacCormac
(74) *Attorney, Agent, or Firm* — Head, Johnson & Kachigian, P.C.

(57) **CLAIM**
The ornamental design for a pet carrier, as shown and described.

(56) **References Cited**

U.S. PATENT DOCUMENTS

D367,359 S	2/1996	Smith	
D387,508 S	12/1997	Van Engers	
D398,082 S	9/1998	Martz	
D398,083 S	9/1998	Martz	
6,021,740 A *	2/2000	Martz	119/497
D423,147 S	4/2000	Farrugia	
D424,248 S	5/2000	Sommers	
6,076,485 A	6/2000	Peeples et al.	
6,193,034 B1	2/2001	Fournier	
D442,368 S *	5/2001	Spence et al.	D3/289
D442,748 S	5/2001	Farrugia	
D444,271 S	6/2001	Farrugia	
D447,667 S	9/2001	Schneider et al.	
6,286,461 B1	9/2001	Martz	
D481,539 S	11/2003	Martz	

DESCRIPTION

FIG. 1 is a front view of the pet carrier;
FIG. 2 is a left side view thereof;
FIG. 3 is a right side view thereof;
FIG. 4 is a back view thereof;
FIG. 5 is a top view thereof showing the handles in an alternative position; and,
FIG. 6 is a bottom view of FIGS. 1-4, showing the handles in the closed position.
The broken lines are for illustrating only and form no part of the claimed design.

1 Claim, 6 Drawing Sheets

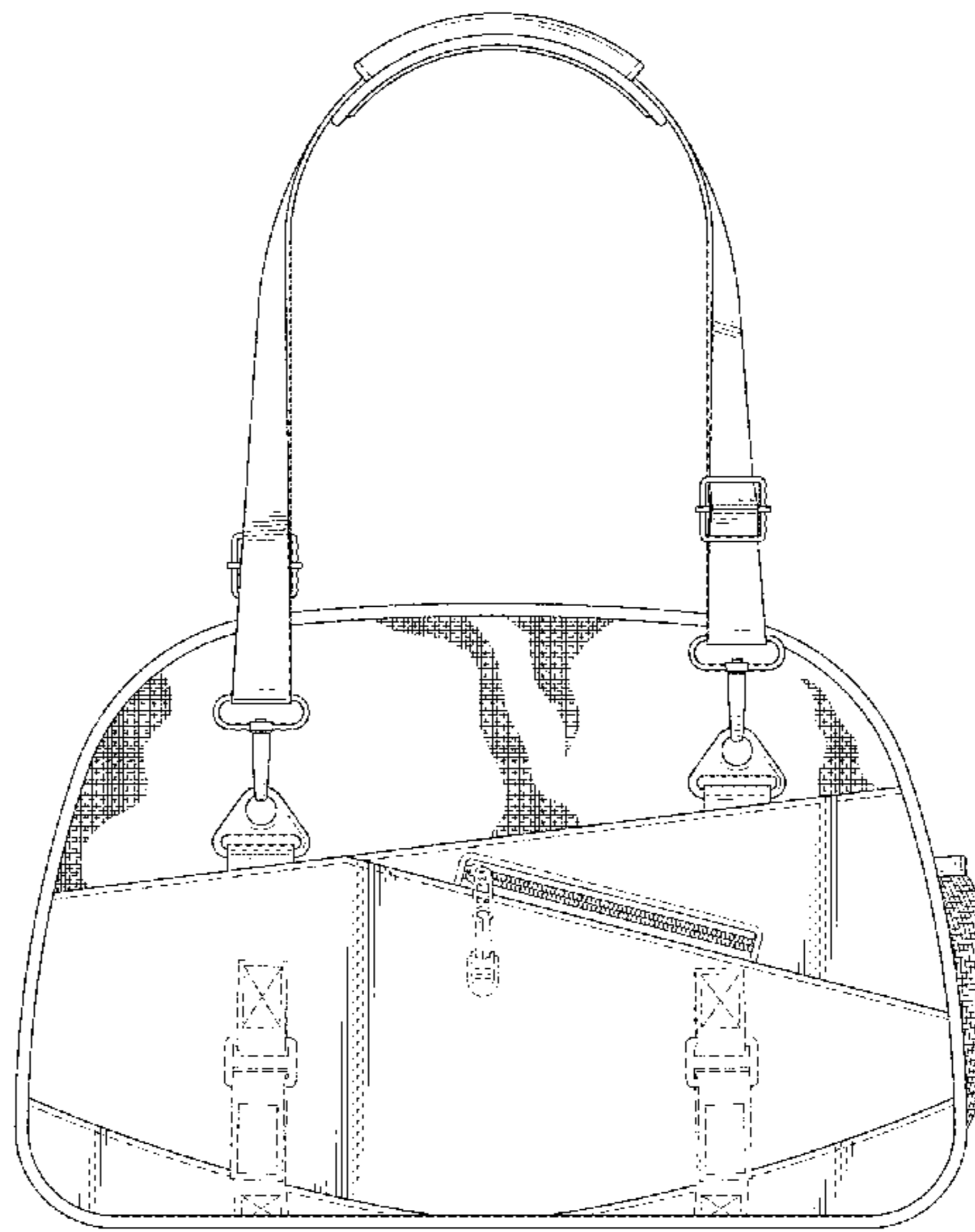
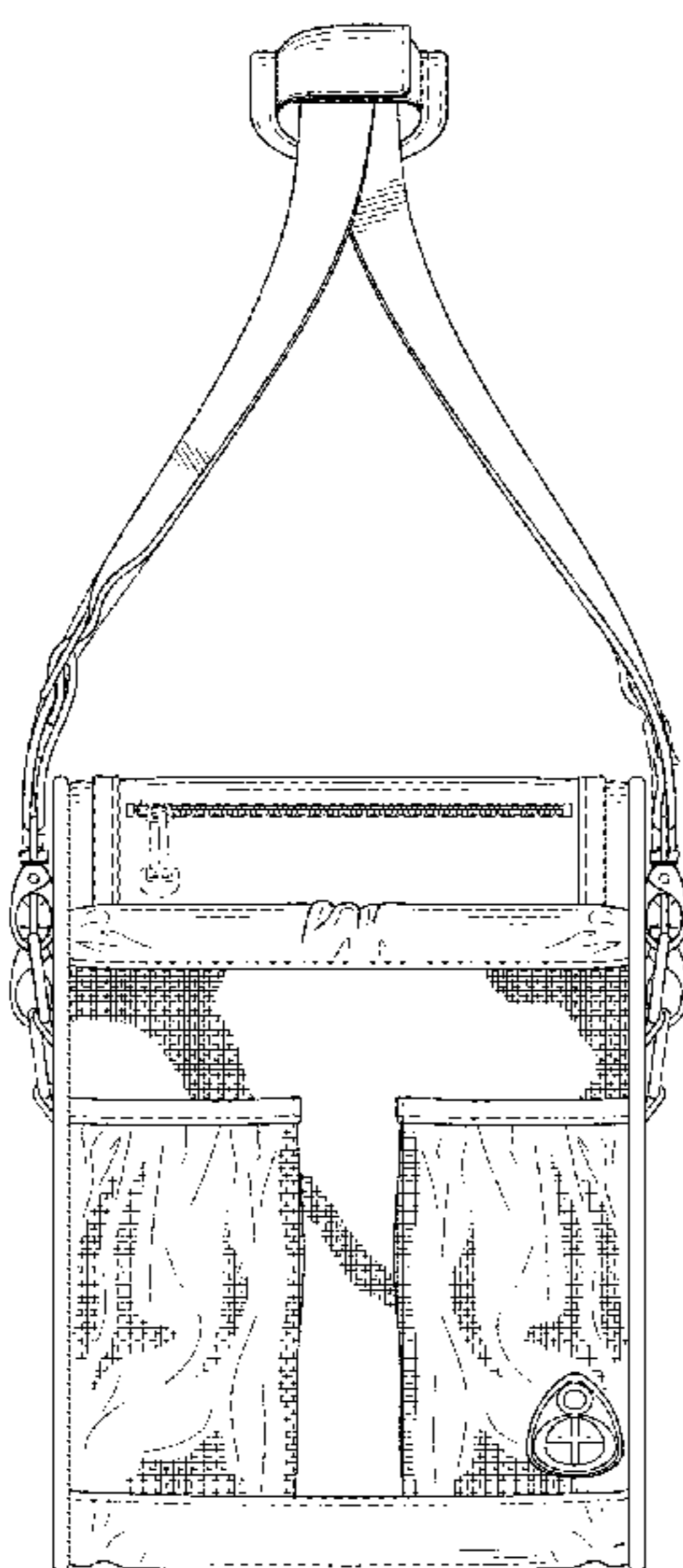




FIG. 1

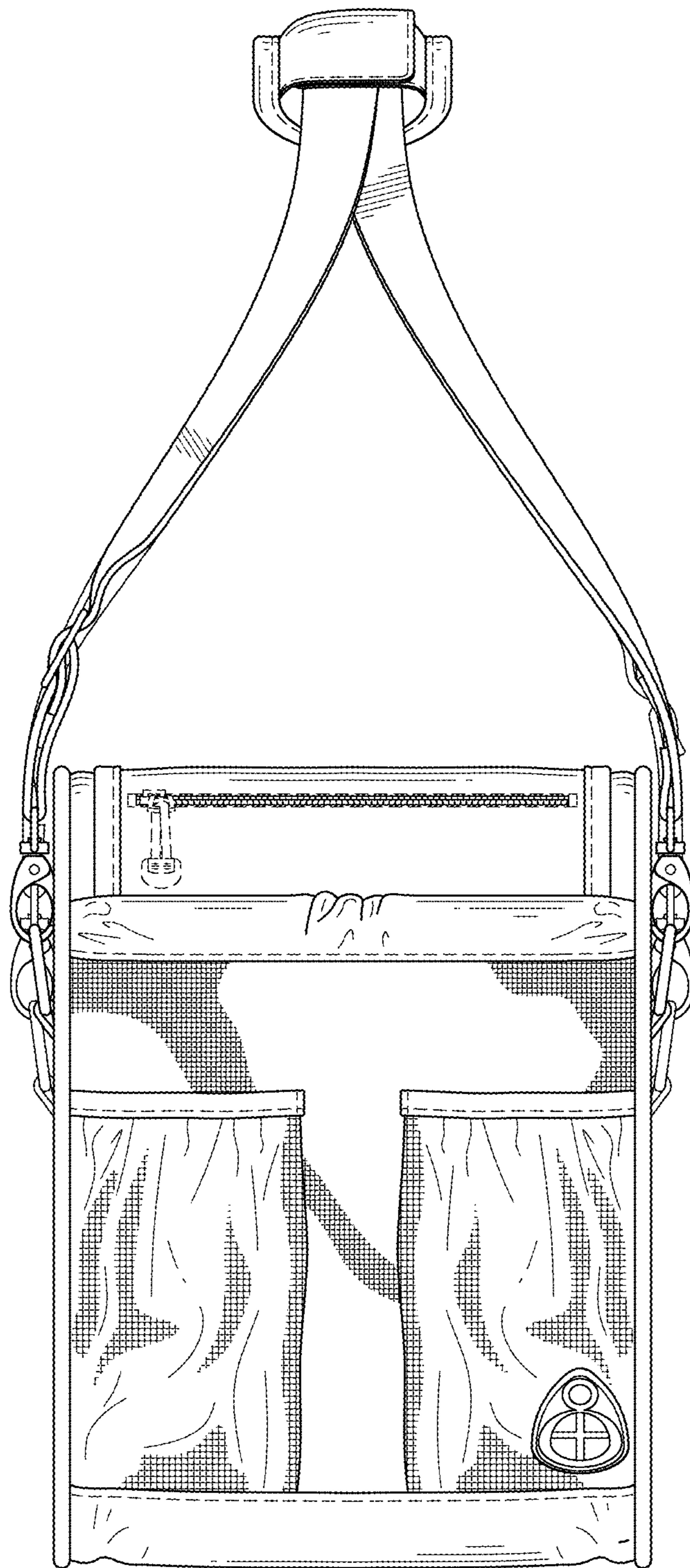


FIG. 2

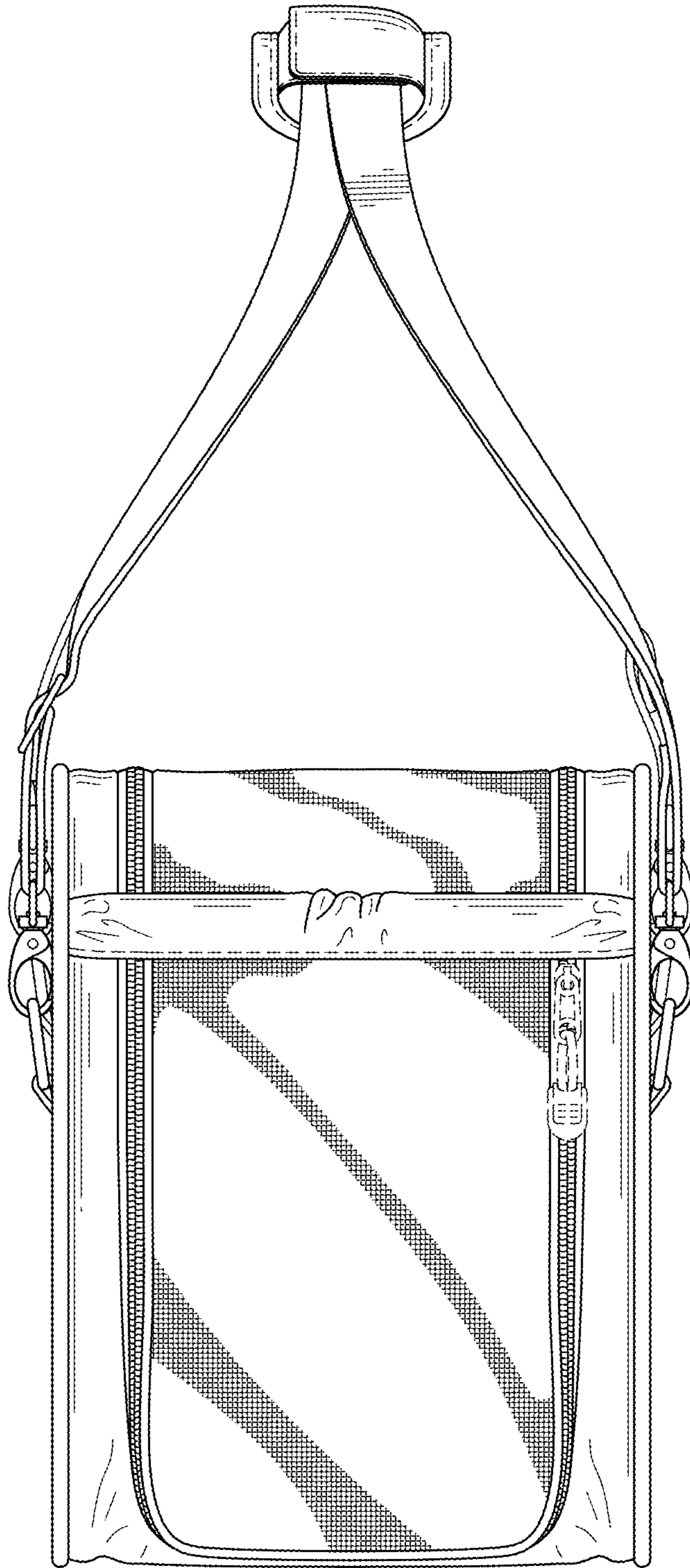


FIG. 3



FIG. 4

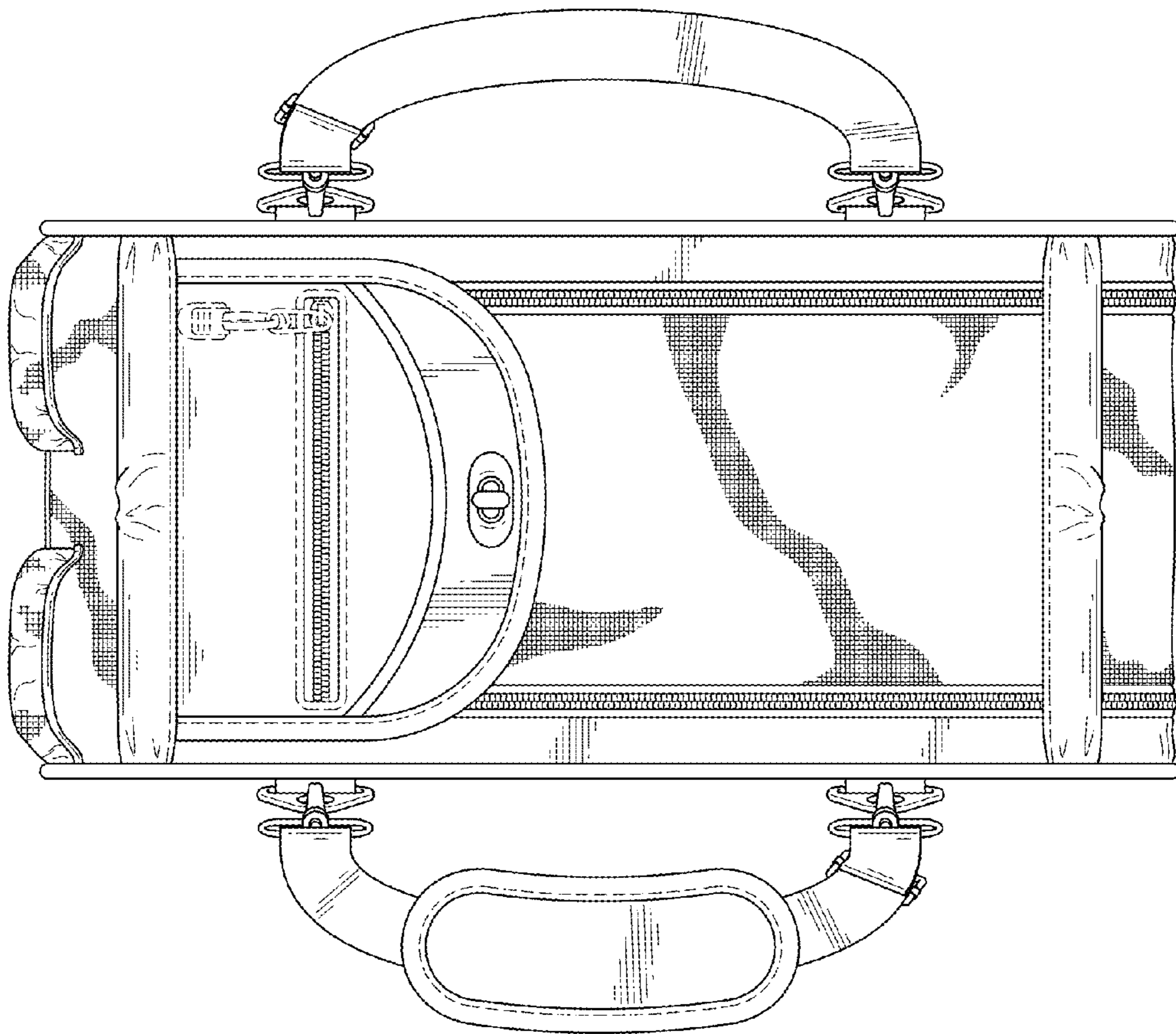


FIG. 5

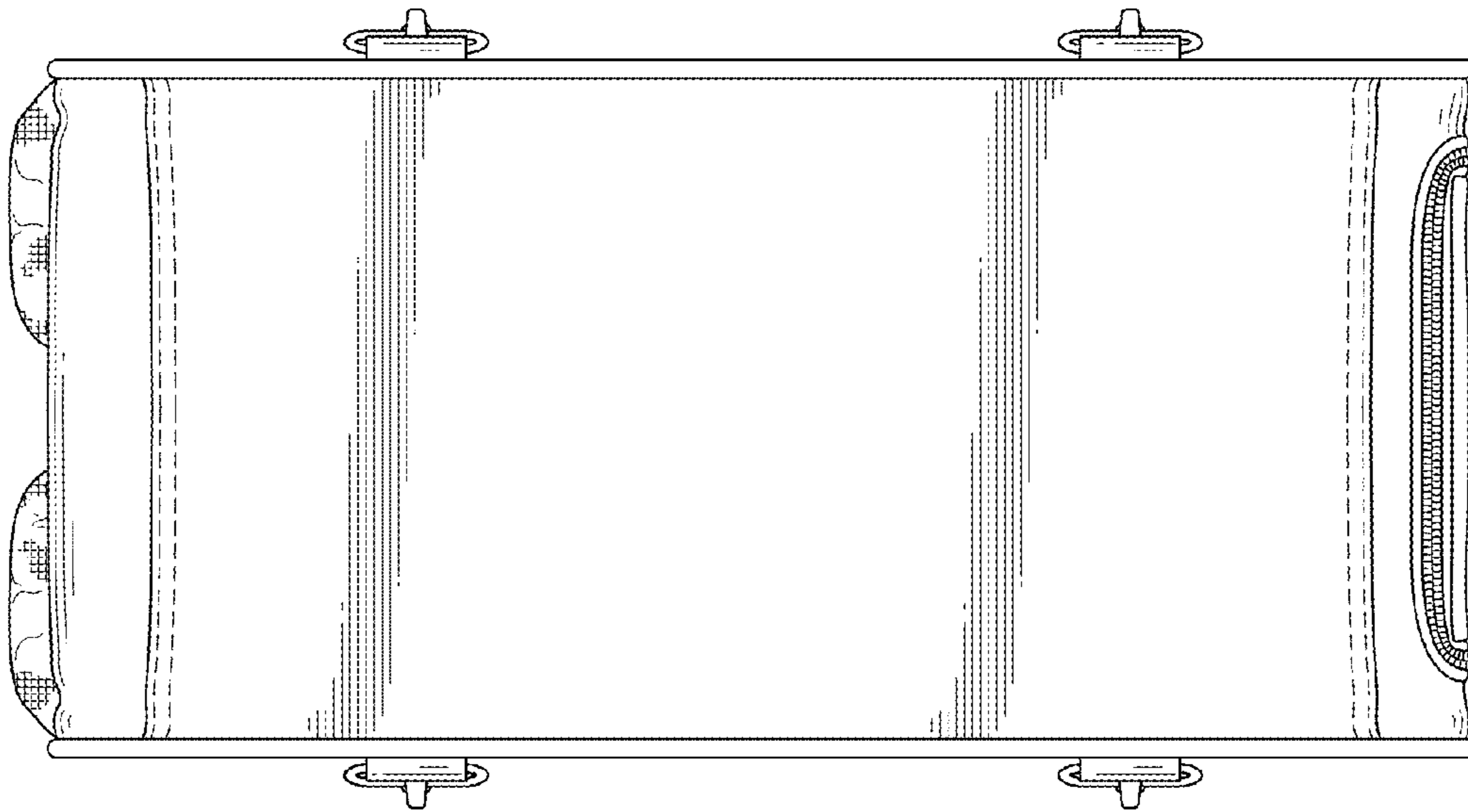


FIG. 6