



US00D717493S

(12) **United States Design Patent**
Kulshreshtha

(10) **Patent No.:** **US D717,493 S**

(45) **Date of Patent:** **** Nov. 11, 2014**

- (54) **ELECTRIC HAIR CLIPPER**
- (71) Applicant: **Skull Shaver, LLC**, Mount Holly, NJ
(US)
- (72) Inventor: **Neel B. Kulshreshtha**, Burlington
Township, NJ (US)
- (73) Assignee: **Skull Shaver, LLC**, Mount Holly, NJ
(US)
- (**) Term: **14 Years**
- (21) Appl. No.: **29/467,365**
- (22) Filed: **Sep. 18, 2013**
- (51) **LOC (10) Cl.** **28-03**
- (52) **U.S. Cl.**
USPC **D28/53**
- (58) **Field of Classification Search**
USPC D28/44-54; 30/32, 34.05, 34.1, 34.2,
30/43-43.92, 526-527, 44-45, 341,
30/195-223, 272.1, 226-227, 231,
30/233-233.5, 298
See application file for complete search history.

D546,001	S	*	7/2007	McLachlan	D28/50
D558,924	S	*	1/2008	Cafaro et al.	D28/52
D671,267	S	*	11/2012	Hsu	D28/50
D672,504	S	*	12/2012	Lyles	D28/50
D693,060	S	*	11/2013	Lyles	D28/50
2005/0246906	A1	*	11/2005	Greene	30/527
2008/0072430	A1	*	3/2008	Cafaro et al.	30/45
2009/0025234	A1	*	1/2009	Carlucci	30/527
2011/0016734	A1	*	1/2011	Kludjian et al.	30/526

* cited by examiner

Primary Examiner — Jennifer Rivard

(74) *Attorney, Agent, or Firm* — Norman E. Lehrer

(57) **CLAIM**

The ornamental design for an electric hair clipper, as shown and described.

DESCRIPTION

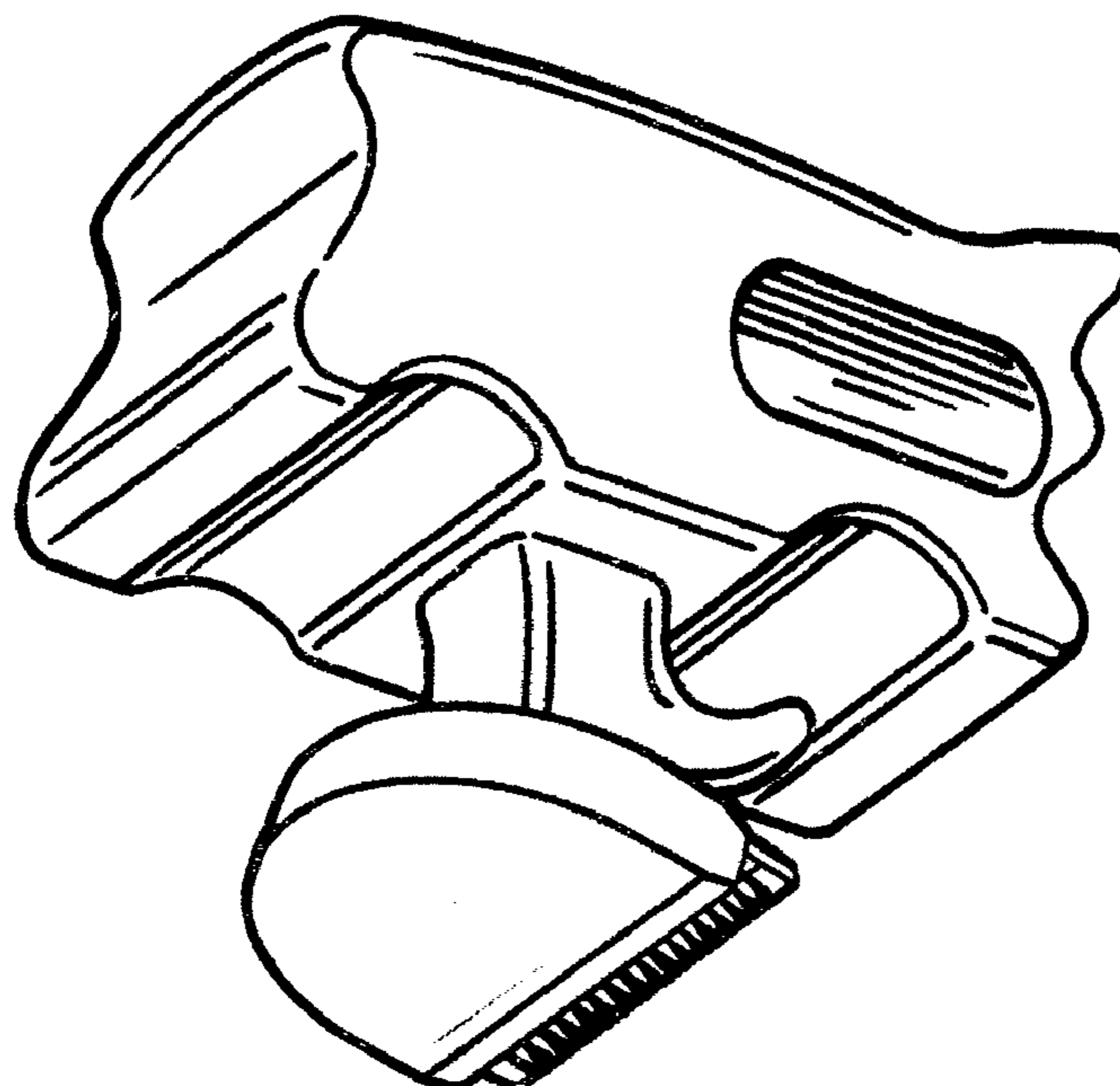
FIG. 1 is a top perspective view of an electric hair clipper showing my new design;
 FIG. 2 is a bottom perspective view thereof;
 FIG. 3 is a top plan view thereof;
 FIG. 4 is a bottom plan view thereof;
 FIG. 5 is a left side elevational view thereof, the right side being the mirror image thereof;
 FIG. 6 is a rear elevational view thereof; and,
 FIG. 7 is a front elevational view thereof.

1 Claim, 2 Drawing Sheets

(56) **References Cited**

U.S. PATENT DOCUMENTS

D446,351	S	*	8/2001	Greene	D28/46
6,550,148	B2	*	4/2003	Cecil	30/526



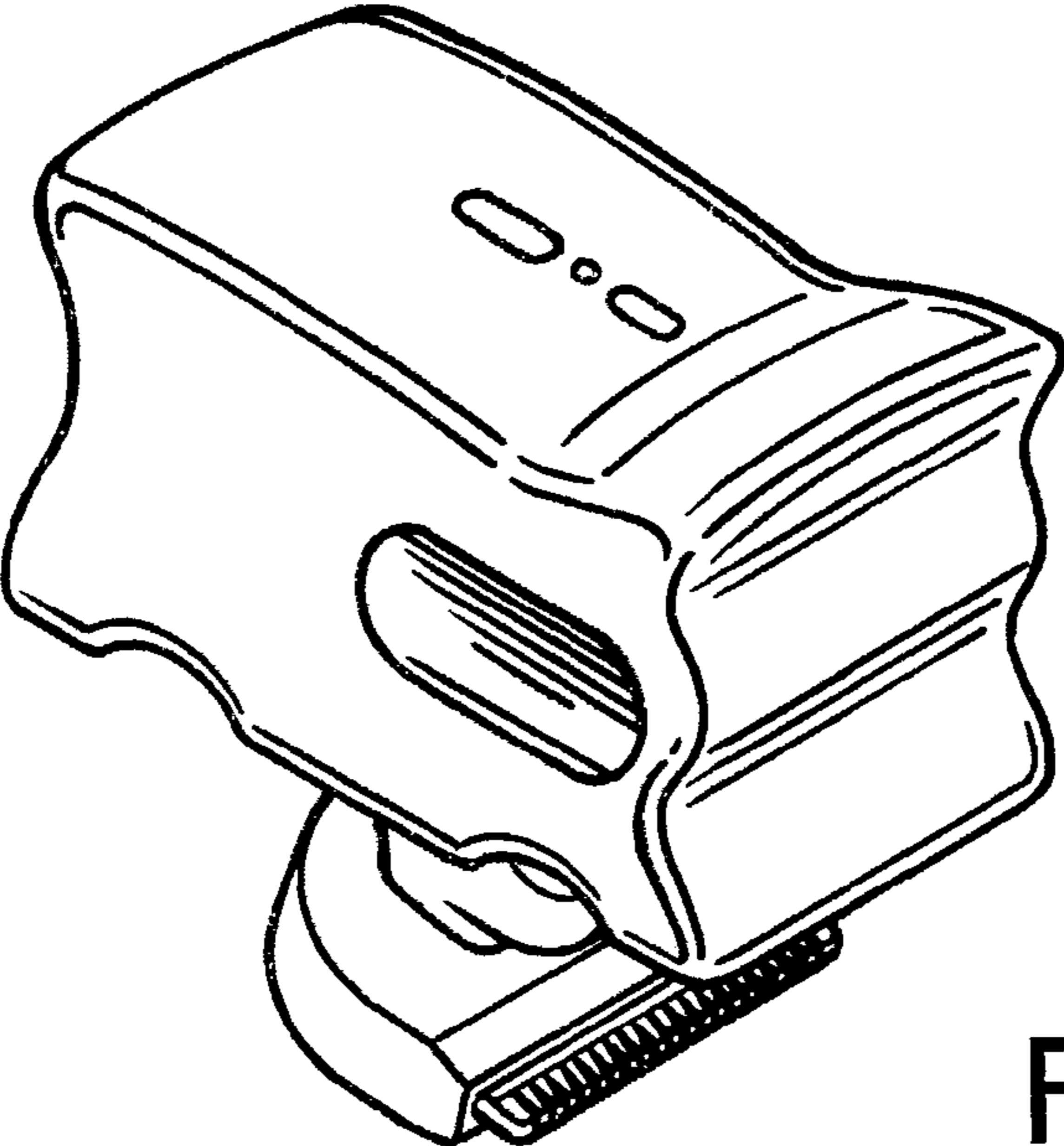


FIG. 1

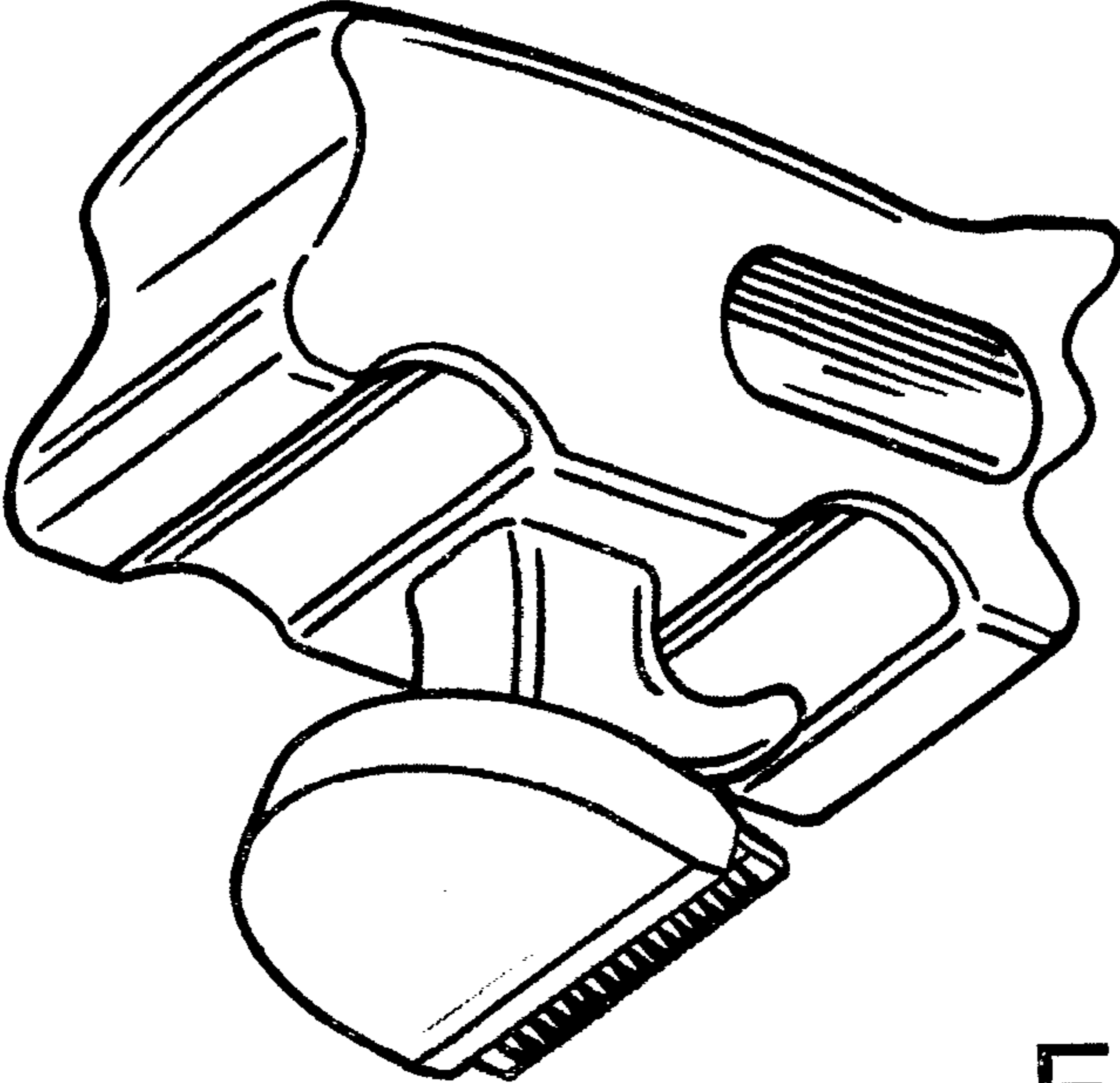


FIG. 2




FIG. 3

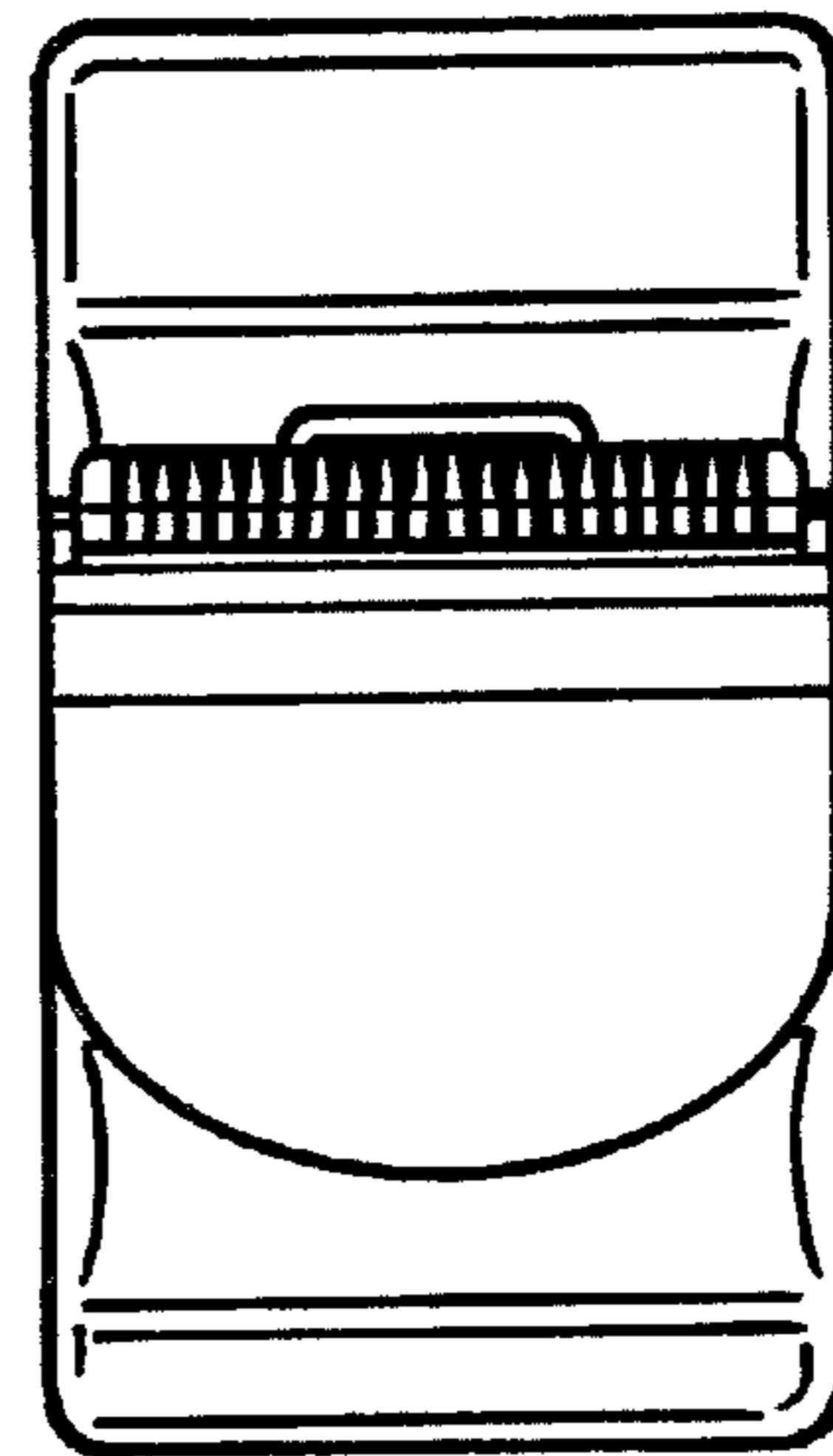


FIG. 4

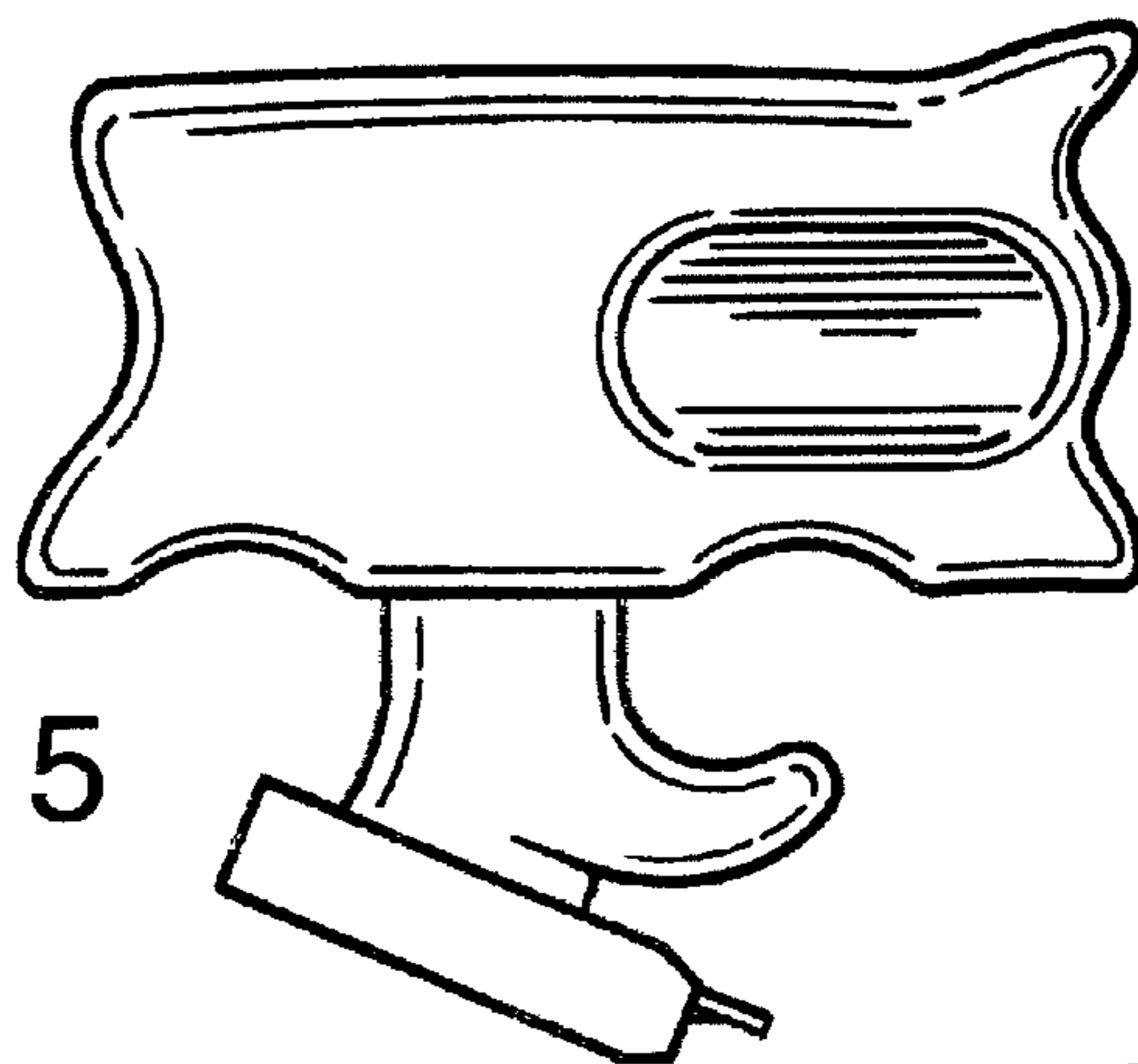


FIG. 5




FIG. 6




FIG. 7