



US00D717485S

(12) **United States Design Patent**
Lovegrove

(10) **Patent No.:** **US D717,485 S**

(45) **Date of Patent:** **** Nov. 11, 2014**

(54) **WALL LAMP**

(71) Applicant: **Artemide S.p.A.**, Milan (IT)

(72) Inventor: **Ross Lovegrove**, Milan (IT)

(73) Assignee: **Artemide S.p.A.**, Milan (IT)

(**) Term: **14 Years**

(21) Appl. No.: **29/469,867**

(22) Filed: **Oct. 15, 2013**

(30) **Foreign Application Priority Data**

Apr. 15, 2013 (EM) 002220640-0007

(51) **LOC (10) Cl.** **26-03**

(52) **U.S. Cl.**
USPC **D26/85**

(58) **Field of Classification Search**
USPC D26/24, 26, 72, 85, 89, 118, 128, 130,
D26/134-136; 362/147, 350, 404-408,
362/453-456, 373
See application file for complete search history.

(56) **References Cited**

U.S. PATENT DOCUMENTS

D75,432 S * 6/1928 Keller D27/133
D228,792 S * 10/1973 Conrad D26/123
D240,320 S * 6/1976 Anderson, Jr. D26/85
D292,525 S * 10/1987 Van Deelen D26/85
6,595,664 B2 * 7/2003 Bucher et al. 362/404

D509,617 S * 9/2005 Benghozi D26/89
D511,020 S * 10/2005 Egawa et al. D26/89
D567,987 S * 4/2008 Khubani D26/85
D571,034 S * 6/2008 Goetz-Schaefer D26/85
D626,282 S * 10/2010 Sabernig D26/120
D644,372 S * 8/2011 Verelst D26/87
D655,849 S * 3/2012 Sabernig D26/85
D655,850 S * 3/2012 Sabernig D26/85
D656,264 S * 3/2012 Janssen D26/85
D667,160 S * 9/2012 van Klinken et al. D26/87
D667,985 S * 9/2012 Gielen D26/89
D694,463 S * 11/2013 Sieczkowski D26/124
D699,387 S * 2/2014 Snell et al. D26/124

* cited by examiner

Primary Examiner — Clare E Heflin

(74) *Attorney, Agent, or Firm* — Venable LLP; Robert Kinberg



(57) **CLAIM**

I claim the ornamental design for a wall lamp, as shown and described.

DESCRIPTION

FIG. 1 is a perspective view of a wall lamp, according to an embodiment of the invention;
FIG. 2 is a front view of a wall lamp, according to FIG. 1;
FIG. 3 is a rear view of a wall lamp, according to FIG. 1;
FIG. 4 is a side view of a wall lamp, according to FIG. 1;
FIG. 5 is an opposite side view of a wall lamp, according to FIG. 1;
FIG. 6 is a top view of a wall lamp, according to FIG. 1; and,
FIG. 7 is a bottom view of a wall lamp, according to FIG. 1.

1 Claim, 7 Drawing Sheets






FIG. 1




FIG. 2




FIG. 3



FIG. 4




FIG. 5




FIG. 6

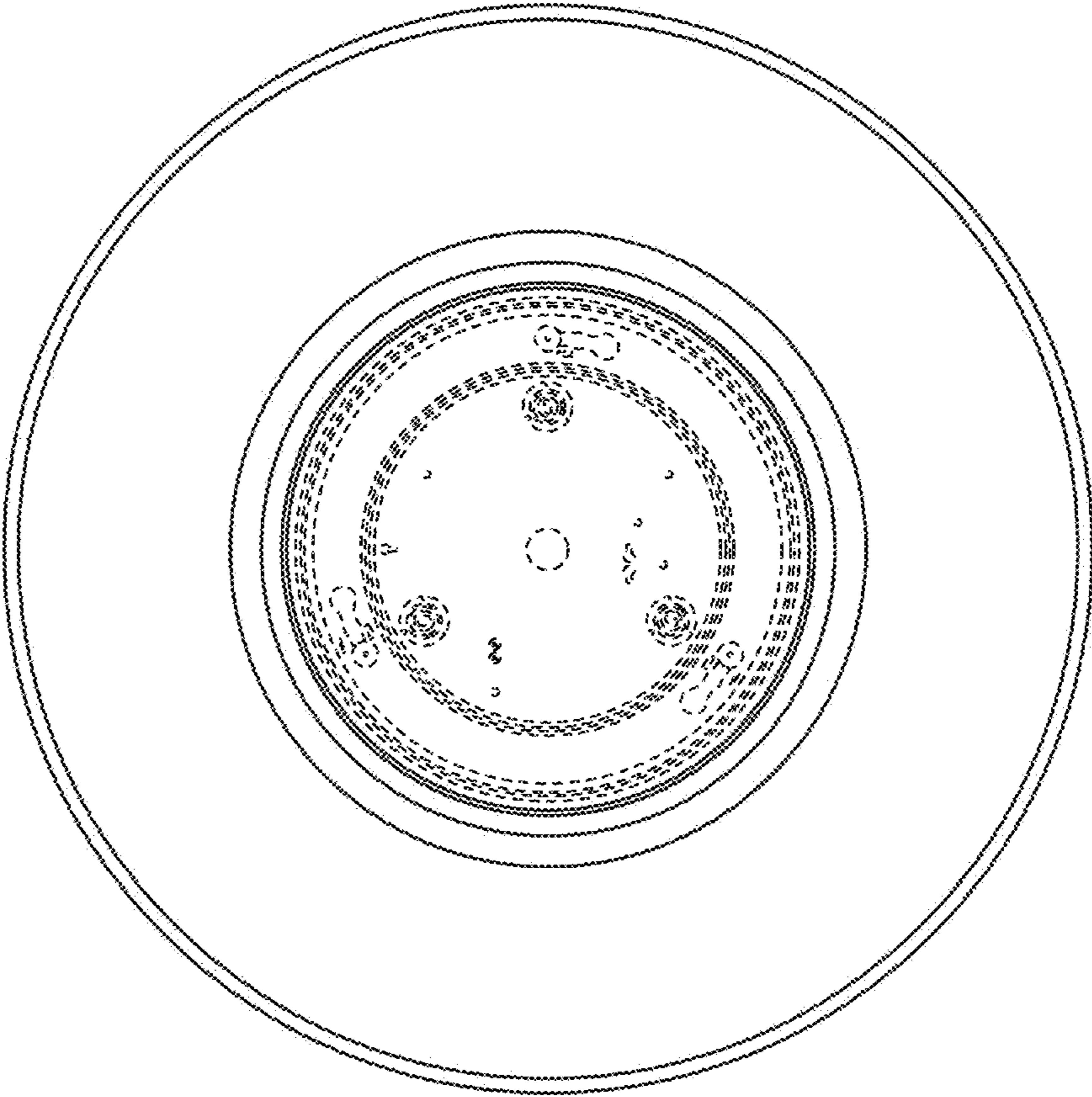


FIG. 7