



US00D717482S

(12) **United States Design Patent**  
**Jarnagin et al.**

(10) **Patent No.:** **US D717,482 S**

(45) **Date of Patent:** **\*\* Nov. 11, 2014**

- (54) **FURNITURE LIGHT ASSEMBLY**
- (75) Inventors: **Michael W. Jarnagin**, Moultrie, GA (US); **Jonathan Richard Butts**, Coolidge, GA (US); **Tommy Jack Harper, Jr.**, Coolidge, GA (US)
- (73) Assignee: **Aaron Investment Company**, Greenville, DE (US)
- (\*\*) Term: **14 Years**
- (21) Appl. No.: **29/377,738**
- (22) Filed: **Oct. 25, 2010**
- (51) **LOC (10) Cl.** ..... **26-05**
- (52) **U.S. Cl.**  
USPC ..... **D26/51**
- (58) **Field of Classification Search**  
USPC ..... D26/113, 1, 3, 75, 24, 34, 51, 58, 2, 4;  
362/130, 131; 297/217.6; 313/313,  
313/315, 318, 485, 493, 567, 569, 578, 579,  
313/580  
See application file for complete search history.

(56) **References Cited**

**U.S. PATENT DOCUMENTS**

1,953,451	A	4/1934	Watkins	
3,247,415	A *	4/1966	Martyny	313/493
D248,501	S *	7/1978	Fridrich et al.	D26/3
D268,442	S *	3/1983	Darmon	D26/24
D280,025	S *	8/1985	Waters	D26/24
4,947,298	A	8/1990	Stephen	
D359,571	S *	6/1995	Abbott	D26/3
D381,734	S *	7/1997	Murphy	D22/134
D387,445	S *	12/1997	Sato et al.	D26/3
5,918,932	A	7/1999	Morrison et al.	
D418,936	S *	1/2000	Dunning	D26/76
6,126,233	A	10/2000	Gaetano et al.	
D435,131	S *	12/2000	Szymanek	D26/75
6,234,642	B1	5/2001	Bokamper	
D473,328	S *	4/2003	Chelf	D26/3

6,595,654	B2	7/2003	Washburn	
D497,442	S *	10/2004	Patel	D26/28
6,854,869	B1	2/2005	Fernandez	
D520,156	S *	5/2006	Campagna	D26/28
D547,897	S *	7/2007	Willmorth et al.	D26/76
7,303,304	B2	12/2007	Gharabegian	
D575,430	S *	8/2008	Jiang	D26/42
D576,749	S *	9/2008	Kitagawa et al.	D26/3
D577,138	S *	9/2008	Kitagawa et al.	D26/37
7,559,667	B2	7/2009	Holderman	
D603,549	S *	11/2009	Ng	D26/80

(Continued)

*Primary Examiner* — Ian Simmons

*Assistant Examiner* — Carissa C Fitts

(74) *Attorney, Agent, or Firm* — Brient Globerman LLC

(57) **CLAIM**

The ornamental design for a furniture light assembly, as shown and described.

**DESCRIPTION**

FIG. 1 is a left, front perspective view of a furniture light assembly mounted on a sofa, according to an embodiment of the invention, wherein a right, front perspective view (not shown) is a mirror image thereof;

FIG. 2 is a front view of the furniture light assembly of FIG. 1;

FIG. 3 is a rear view of the furniture light assembly of FIG. 1; FIG. 4 is a left side view of the furniture light assembly of FIG. 1, wherein a right side view (not shown) is a mirror image thereof;

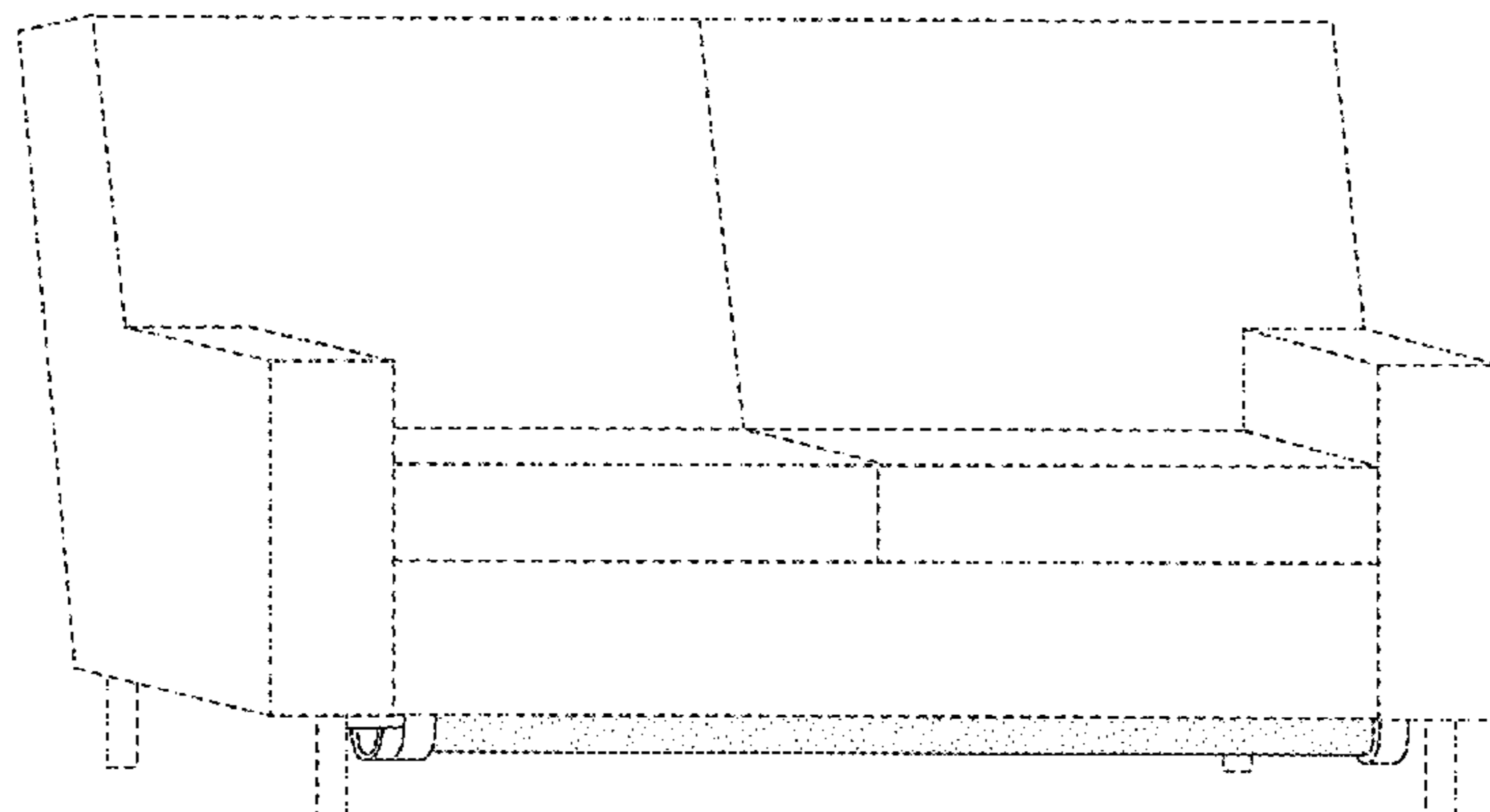
FIG. 5 is a top view of the furniture light assembly of FIG. 1; and,

FIG. 6 is a bottom view of the furniture light assembly of FIG. 1.

The dashed lines in FIGS. 1 through 6 represent features of a sofa and portions of the light assembly which do not form part of the claimed design.

The Stipple Pattern applied to the drawings represents surface shading.

**1 Claim, 6 Drawing Sheets**



(56)

**References Cited**

U.S. PATENT DOCUMENTS

D605,787 S *	12/2009	Barton et al. ....	D26/3	D645,589 S *	9/2011	Fukano et al. ....	D26/3
D610,740 S *	2/2010	Mark .....	D26/113	D646,002 S *	9/2011	Wang .....	D26/24
D625,032 S *	10/2010	Mollaert et al. ....	D26/3	D646,003 S *	9/2011	Wang .....	D26/24
D636,504 S *	4/2011	Duster .....	D26/3	D650,099 S *	12/2011	Polish .....	D26/3
D638,566 S *	5/2011	Goelz et al. ....	D26/75	2006/0087165 A1	4/2006	Gharabegian	
				2006/0193124 A1	8/2006	Moll	
				2009/0109661 A1	4/2009	Holderman	

\* cited by examiner

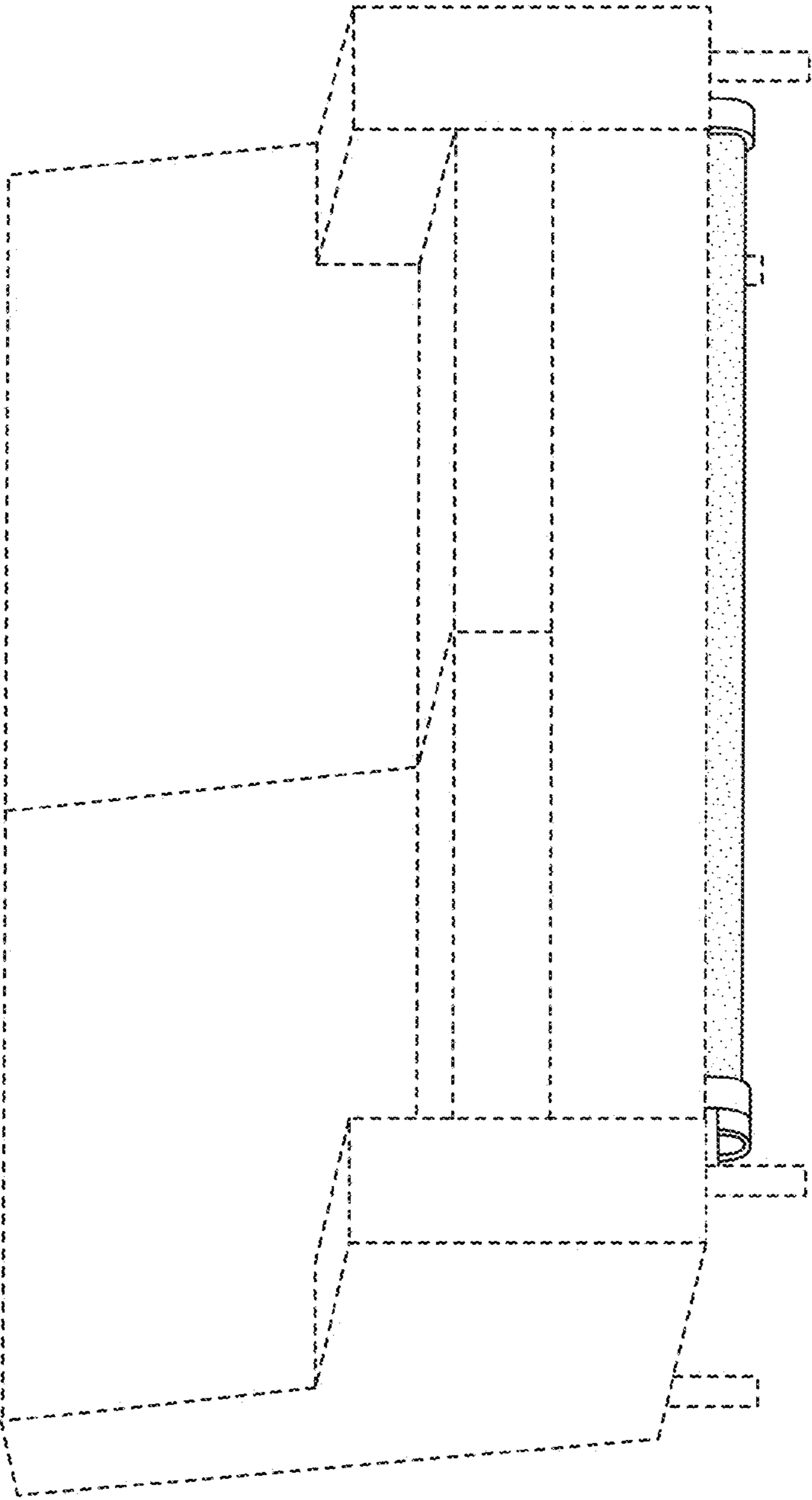


FIG. 1




FIG. 2




FIG. 3

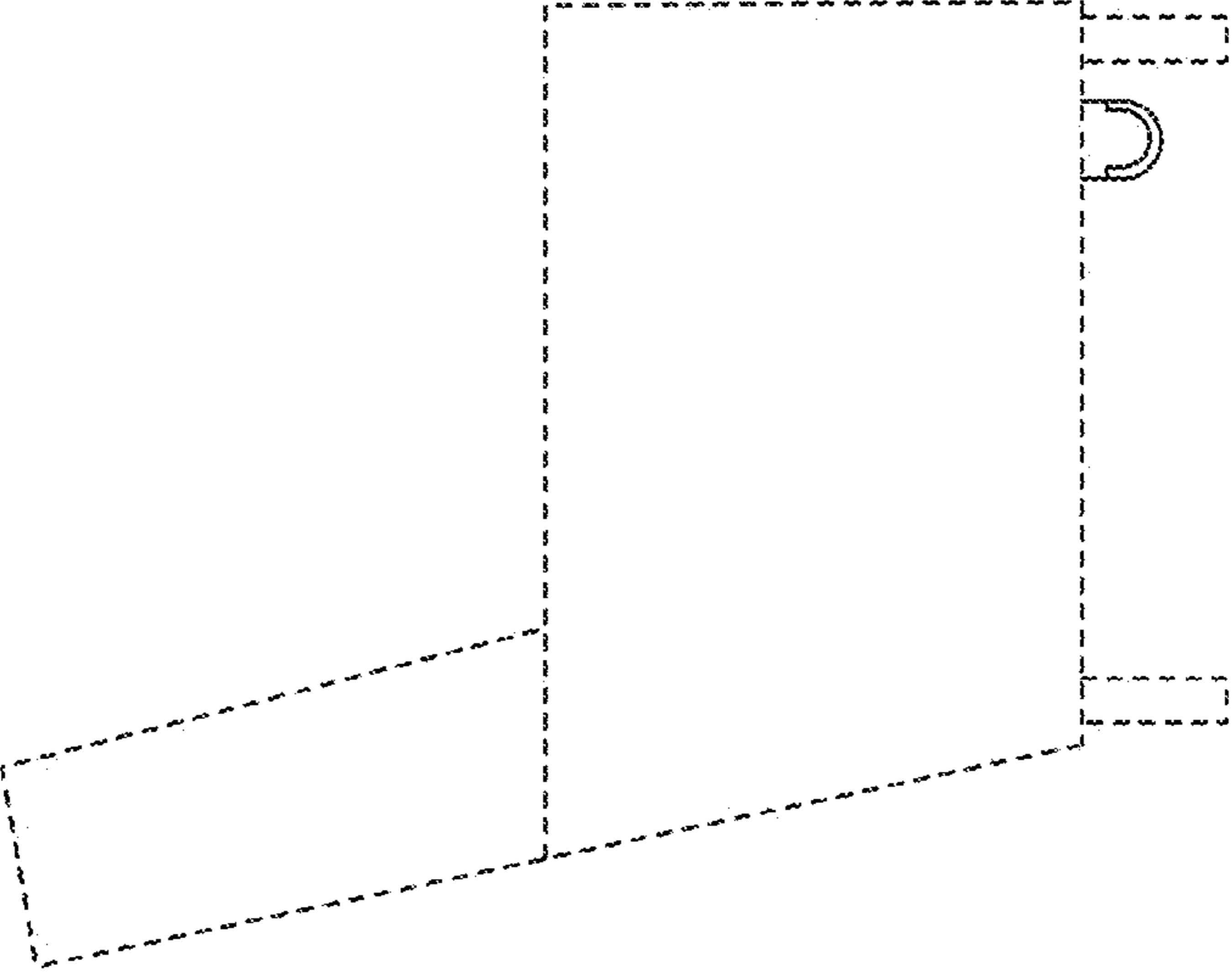


FIG. 4




FIG. 5




FIG. 6