



US00D717471S

(12) **United States Design Patent**
Donnelly et al.

(10) **Patent No.:** **US D717,471 S**

(45) **Date of Patent:** **** Nov. 11, 2014**

(54) **FENCE PANEL**

(71) Applicant: **Suncast Technologies, LLC**, Palm Beach Gardens, FL (US)

(72) Inventors: **Brian C. Donnelly**, Naperville, IL (US);
Michael Thuma, La Grange, IL (US);
Michael R. Vogler, Oswego, IL (US)

(73) Assignee: **Suncast Technologies, LLC**, Palm Beach Gardens, FL (US)

(**) Term: **14 Years**

(21) Appl. No.: **29/450,218**

(22) Filed: **Mar. 15, 2013**

(51) **LOC (10) Cl.** **25-02**

(52) **U.S. Cl.**
USPC **D25/38.1**

(58) **Field of Classification Search**
USPC D25/38.1; 256/73, 24, 19
See application file for complete search history.

(56) **References Cited**

U.S. PATENT DOCUMENTS

3,652,060	A *	3/1972	Glover	256/19
6,772,998	B2 *	8/2004	Bebendorf	256/24
D509,904	S *	9/2005	Deschenes	D25/38.1
7,380,379	B2 *	6/2008	Venegas, Jr.	52/222

* cited by examiner

Primary Examiner — Doris Clark

(74) *Attorney, Agent, or Firm* — McHale & Slavin, P.A.

(57) **CLAIM**

The ornamental design for a fence panel, as shown and described.

DESCRIPTION

FIG. 1 is a front right perspective view of the fence panel of the present invention;

FIG. 2 is a rear perspective view thereof;

FIG. 3 is a front view thereof;

FIG. 4 is a rear view thereof;

FIG. 5 is a right side view thereof;

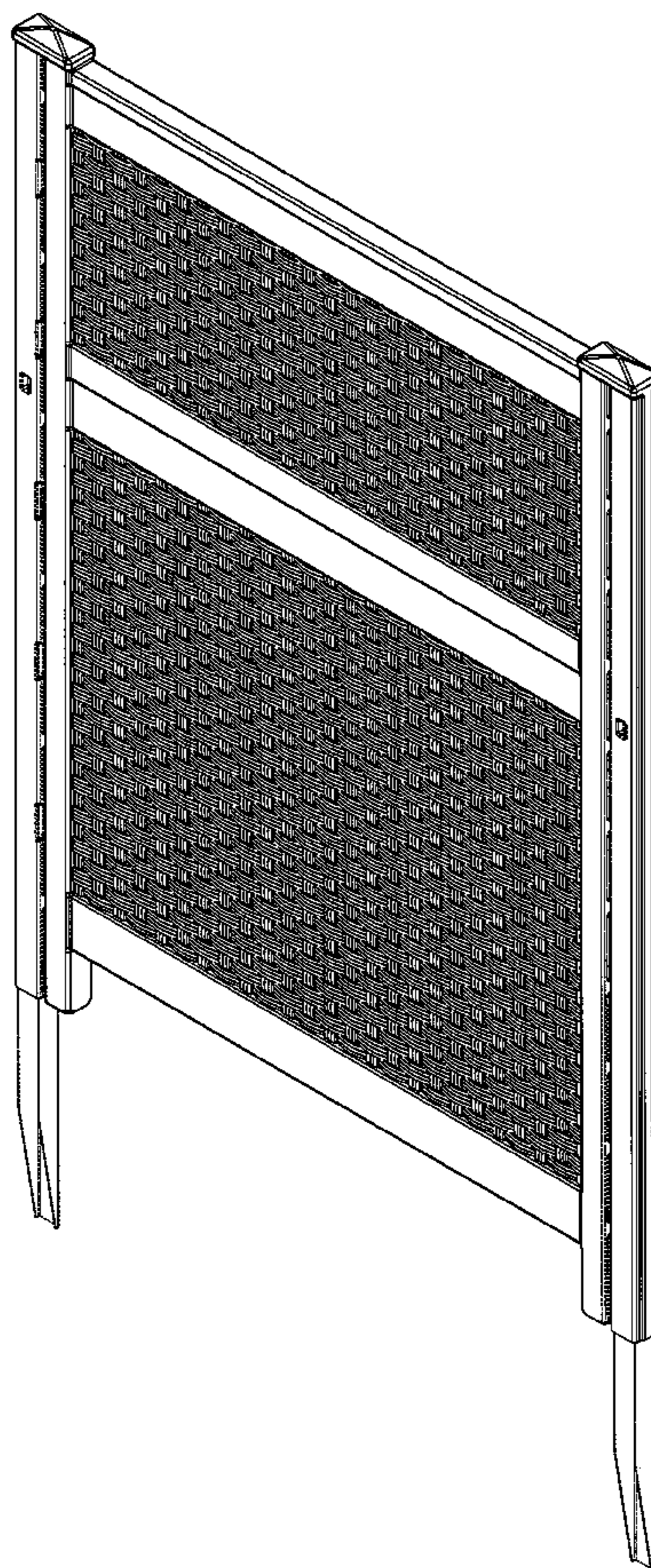
FIG. 6 is a left side view thereof;

FIG. 7 is a bottom view thereof; and,

FIG. 8 is a top view thereof.

The portions of the fence panel illustrated in broken lines form no part of the claimed subject matter.

1 Claim, 6 Drawing Sheets



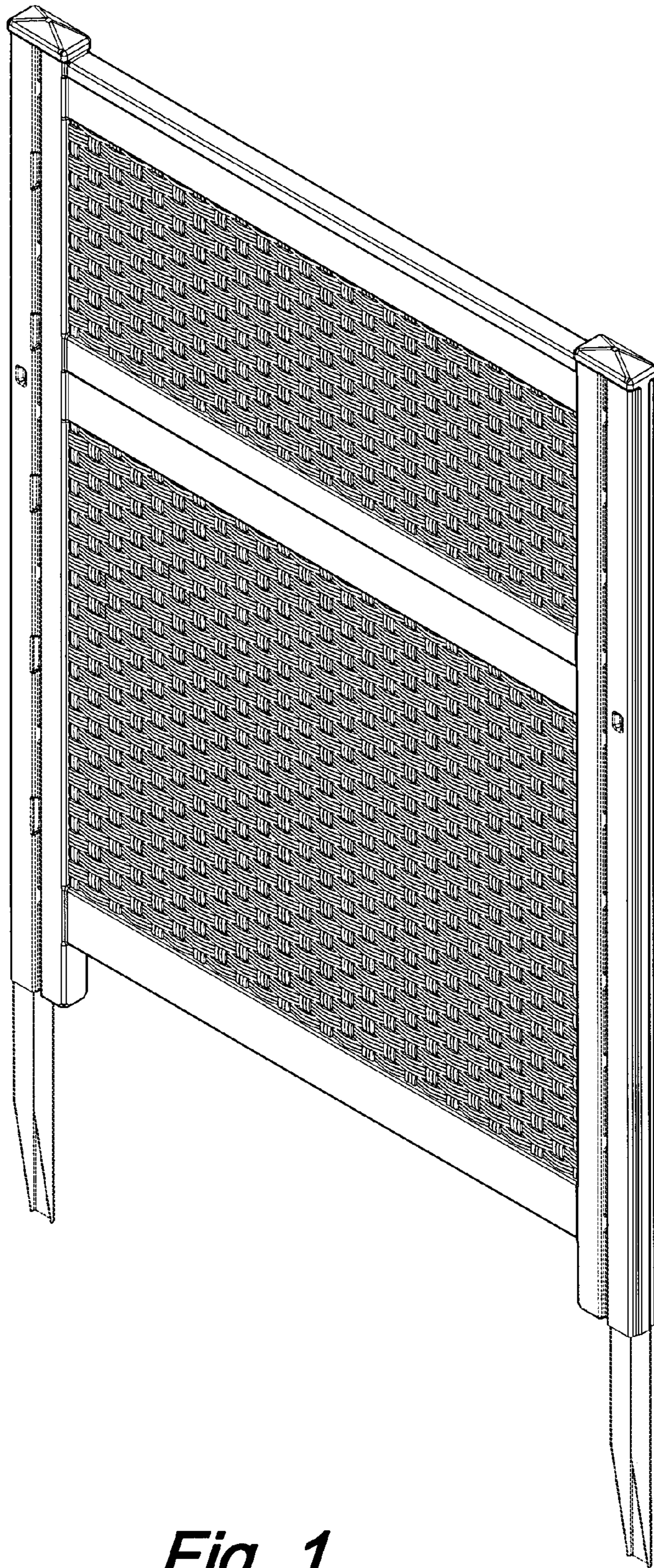


Fig. 1

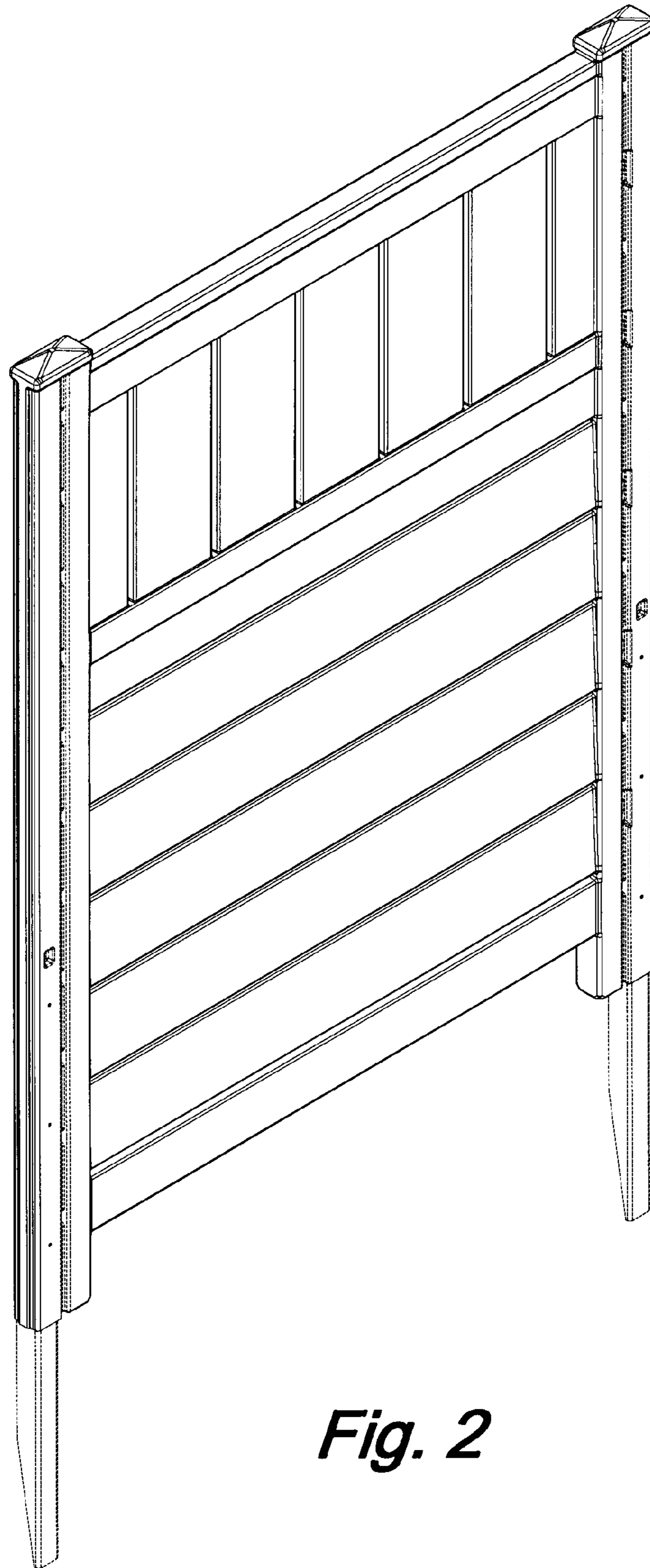


Fig. 2




Fig. 3




Fig. 4



Fig. 5



Fig. 6

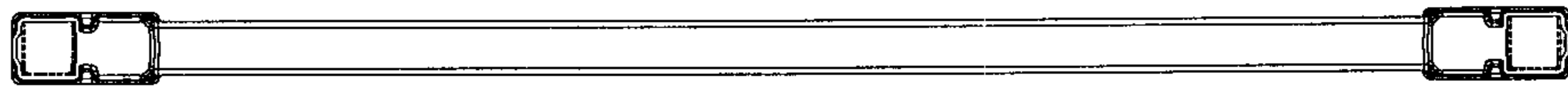


Fig. 7

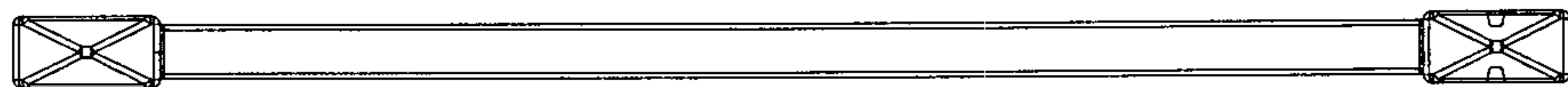


Fig. 8