



US00D717468S

(12) **United States Design Patent**
Tsai

(10) **Patent No.:** **US D717,468 S**

(45) **Date of Patent:** **** Nov. 11, 2014**

(54) **MICROWELL STRIP**

(71) Applicant: **Biopic, Inc.**, New Taipei (TW)

(72) Inventor: **Shou-Kuan Tsai**, New Taipei (TW)

(73) Assignee: **Biopic, Inc.**, New Taipei (TW)

(**) Term: **14 Years**

(21) Appl. No.: **29/458,922**

(22) Filed: **Jun. 24, 2013**

(51) **LOC (10) Cl.** **24-01**

(52) **U.S. Cl.**
USPC **D24/224**

(58) **Field of Classification Search**
USPC D24/216, 219, 223–226, 227, 229–231,
D24/232, 121; D10/81; 422/500, 547,
422/551–554, 550, 568, 569;
435/305.1–305.4
See application file for complete search history.

(56) **References Cited**

U.S. PATENT DOCUMENTS

D373,633 S * 9/1996 La Motte D24/133
D445,907 S * 7/2001 Monks D24/224
6,402,950 B1 * 6/2002 Nix et al. 422/527

D608,013 S * 1/2010 Coulling et al. D24/224
D679,830 S * 4/2013 May et al. D24/224
D687,567 S * 8/2013 Jungheim et al. D24/224
D709,625 S * 7/2014 Baum et al. D24/224

* cited by examiner

Primary Examiner — Anhdao Doan

(74) *Attorney, Agent, or Firm* — Liu & Liu

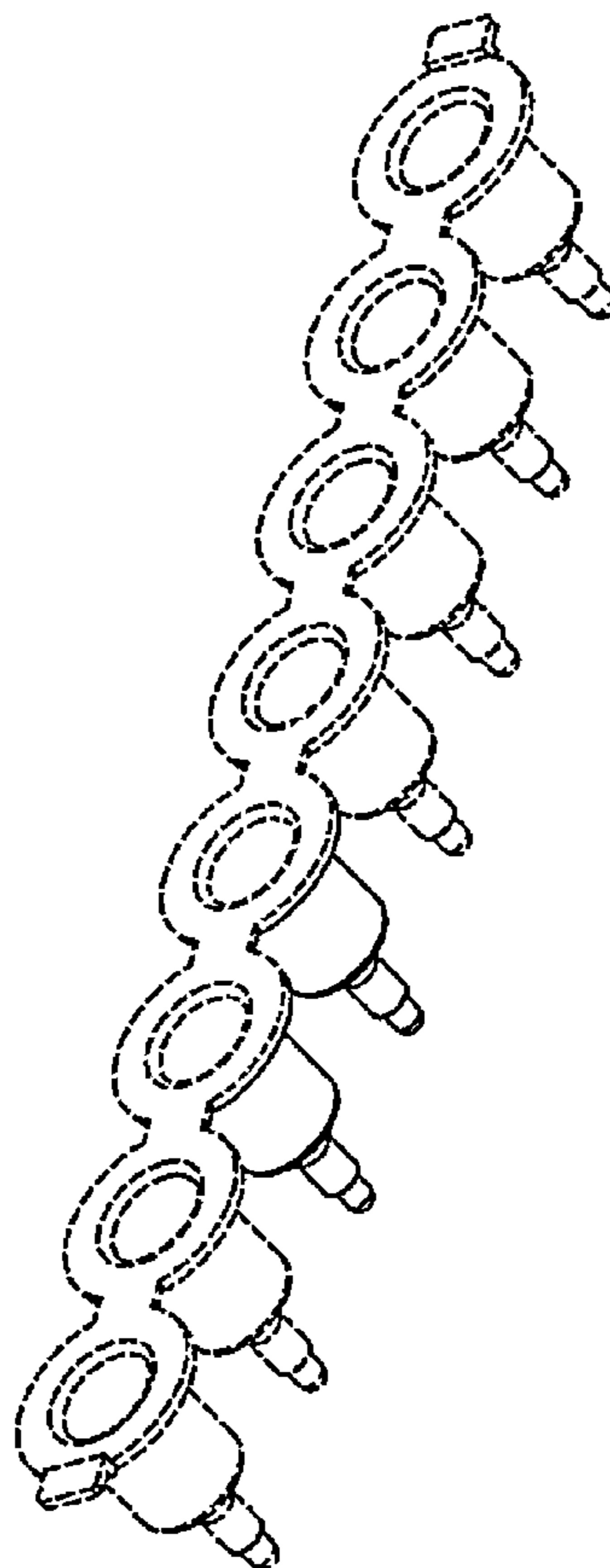
(57) **CLAIM**

The ornamental design for microwell strip, as shown and described.

DESCRIPTION

FIG. 1 is a perspective view of the new design;
FIG. 2 is a front view thereof (the rear view is a mirror image of the front view);
FIG. 3 is a right side view thereof (the left side view is a mirror image of the right side view);
FIG. 4 is a top plan view thereof;
FIG. 5 is a bottom plan view thereof; and,
FIG. 6 is a sectional view of a microwell, taken along line 6-6 in FIG. 4, showing interior structure, wherein each microwell has a similar exterior and interior structure.
The portions of the drawings shown in broken lines depict features forming no part of the claimed design.

1 Claim, 6 Drawing Sheets



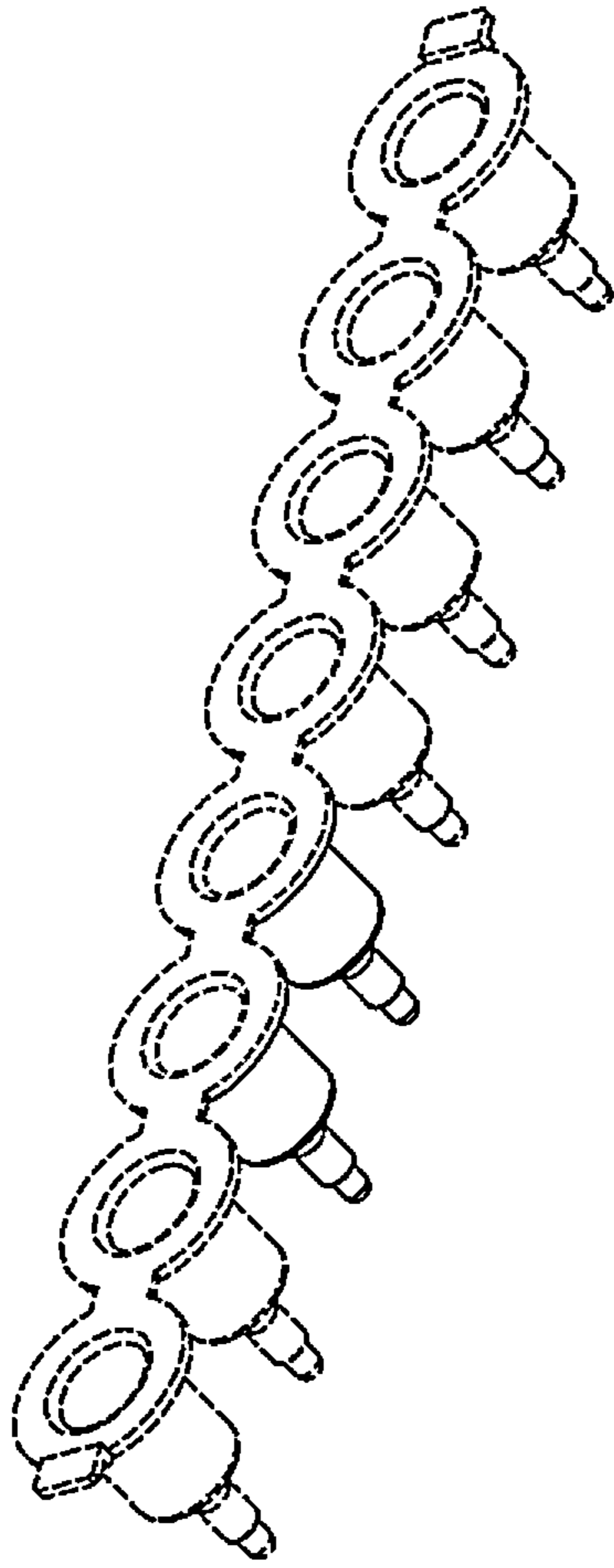


FIG. 1

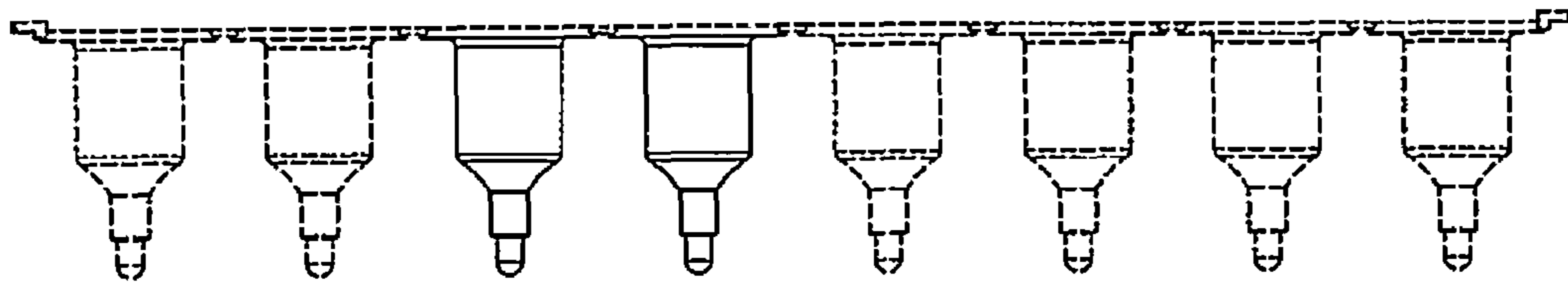


FIG. 2

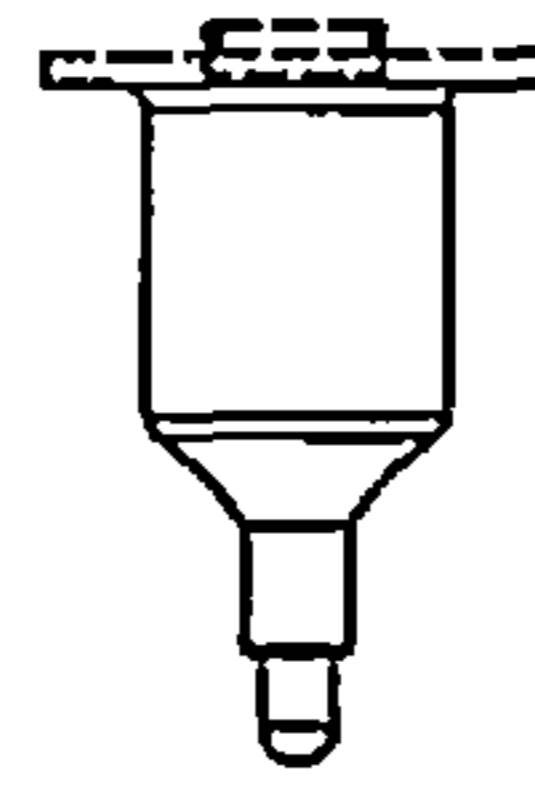


FIG. 3

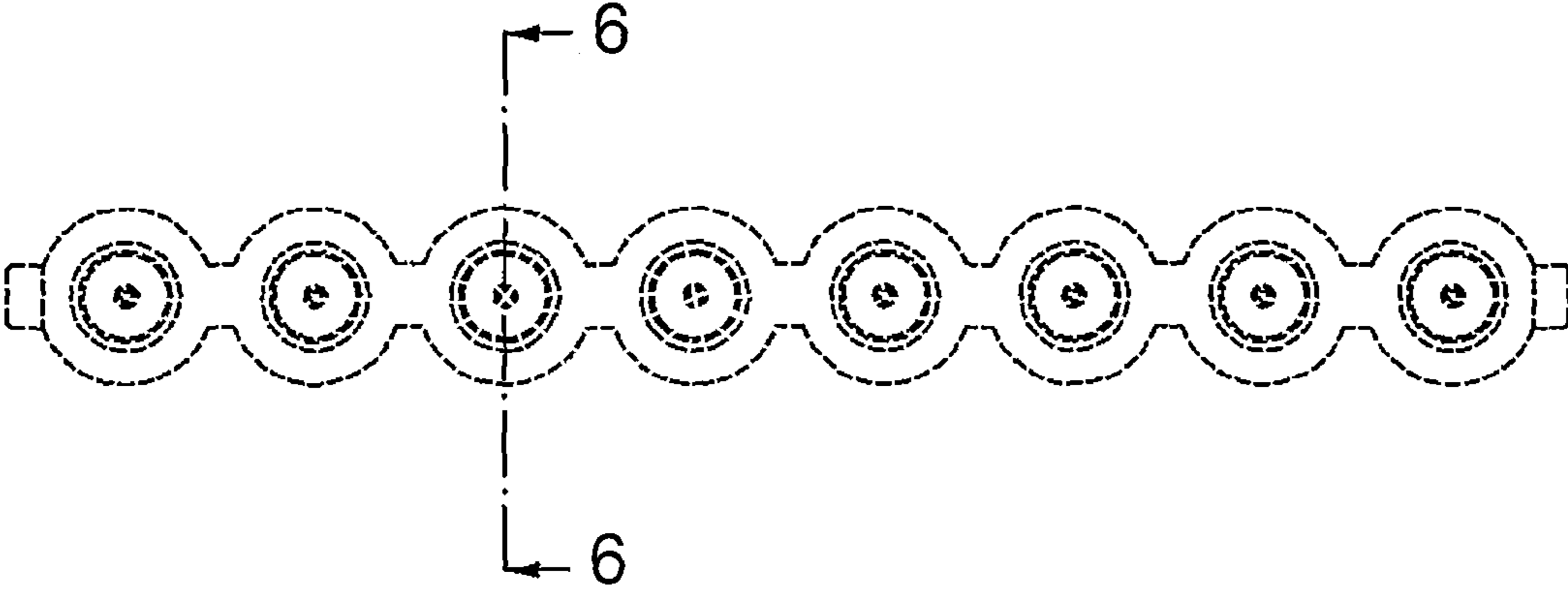


FIG. 4

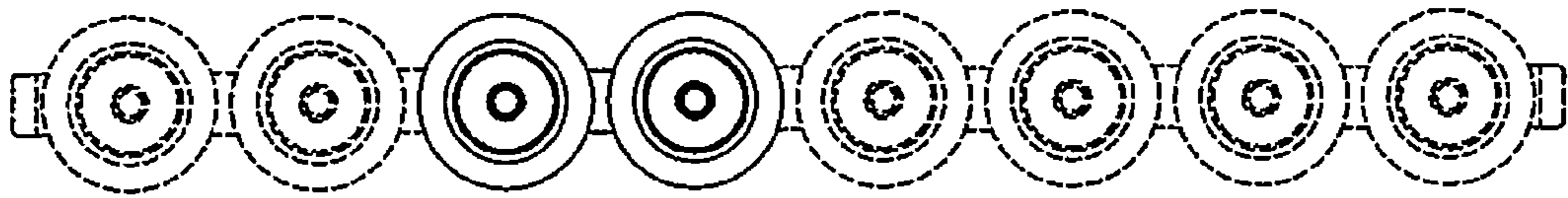


FIG. 5

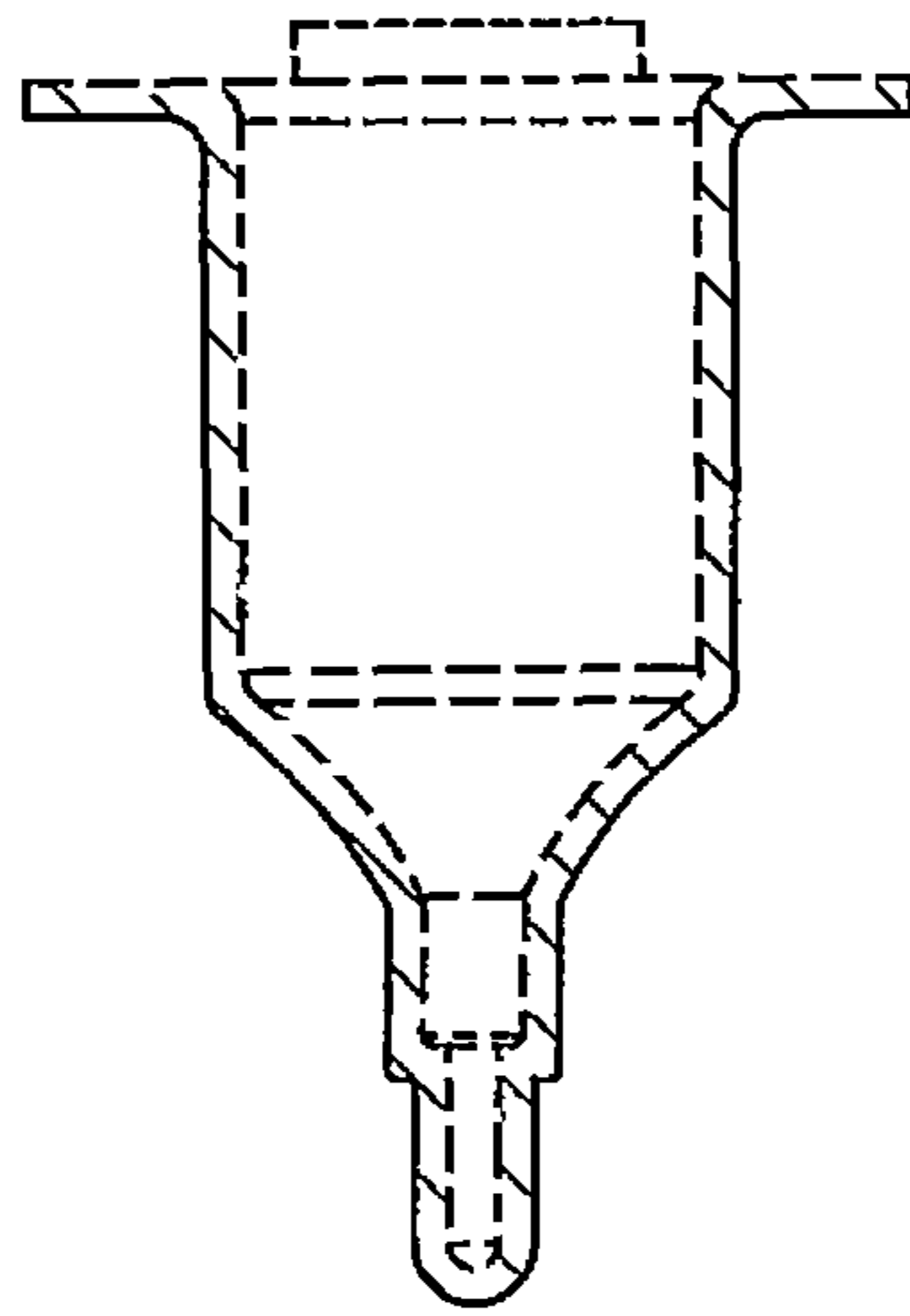


FIG. 6