



US00D717454S

(12) **United States Design Patent**  
**Reese**

(10) **Patent No.:** **US D717,454 S**

(45) **Date of Patent:** **\*\* Nov. 11, 2014**

(54) **INFANT TEETHER**

(71) Applicant: **Bradford Reese**, Decatur, GA (US)

(72) Inventor: **Bradford Reese**, Decatur, GA (US)

(73) Assignee: **Kids II, Inc.**, Atlanta, GA (US)

(\*\*) Term: **14 Years**

(21) Appl. No.: **29/488,226**

(22) Filed: **Apr. 17, 2014**

(51) **LOC (10) Cl.** ..... **24-04**

(52) **U.S. Cl.**

USPC ..... **D24/195**

(58) **Field of Classification Search**

CPC ..... A61J 17/02

USPC ..... 606/234, 235, 236; D24/193, 194, 195,  
D24/196, 177, 199, 214; D21/659, 625,  
D21/627; D30/160; D1/106, 125, 199;  
119/707, 709

See application file for complete search history.

(56) **References Cited**

**U.S. PATENT DOCUMENTS**

D238,387 S \* 1/1976 Rosenberg ..... D30/160  
D417,914 S \* 12/1999 Nowak ..... D24/194  
D473,021 S \* 4/2003 Gourley ..... D30/160  
D475,487 S \* 6/2003 DeAngelis ..... D30/160  
D497,833 S \* 11/2004 Lach ..... D11/131

D563,609 S \* 3/2008 Gick ..... D30/160  
D583,113 S \* 12/2008 Simon ..... D30/160  
D640,383 S \* 6/2011 Roehrig et al. .... D24/194  
D678,813 S \* 3/2013 Akbik ..... D11/121  
D687,954 S \* 8/2013 Dallman ..... D24/194  
D705,499 S \* 5/2014 Zamarripa ..... D30/124  
2009/0112260 A1\* 4/2009 Renko et al. .... 606/235  
2011/0232581 A1\* 9/2011 Gick ..... 119/707

\* cited by examiner

*Primary Examiner* — George D Kirschbaum

*Assistant Examiner* — Kendra L Hamilton

(74) *Attorney, Agent, or Firm* — Joseph W. Staley; Katherine D. Buchanan

(57) **CLAIM**

I claim the ornamental design for an infant teether, as shown and described.

**DESCRIPTION**

FIG. 1 is a perspective view of a teether, according to my new design;

FIG. 2 is a top plan view thereof;

FIG. 3 is a bottom plan view thereof;


FIG. 4 is a front elevation view thereof;

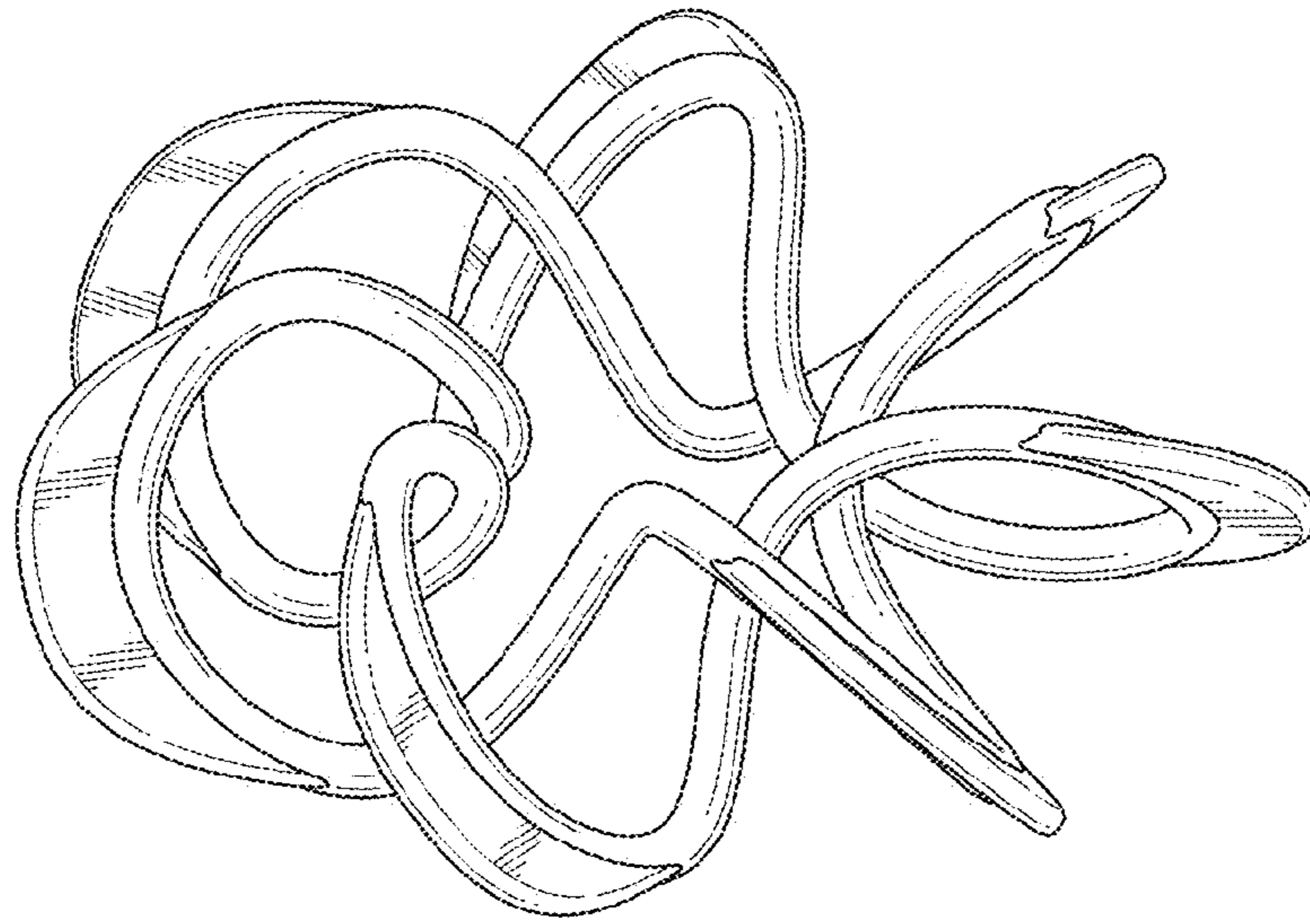
FIG. 5 is a back elevation view thereof;

FIG. 6 is a left side elevation view thereof; and,


FIG. 7 is a right side elevation view thereof.

**1 Claim, 3 Drawing Sheets**







*FIG. 1*




*FIG. 2*




*FIG. 3*



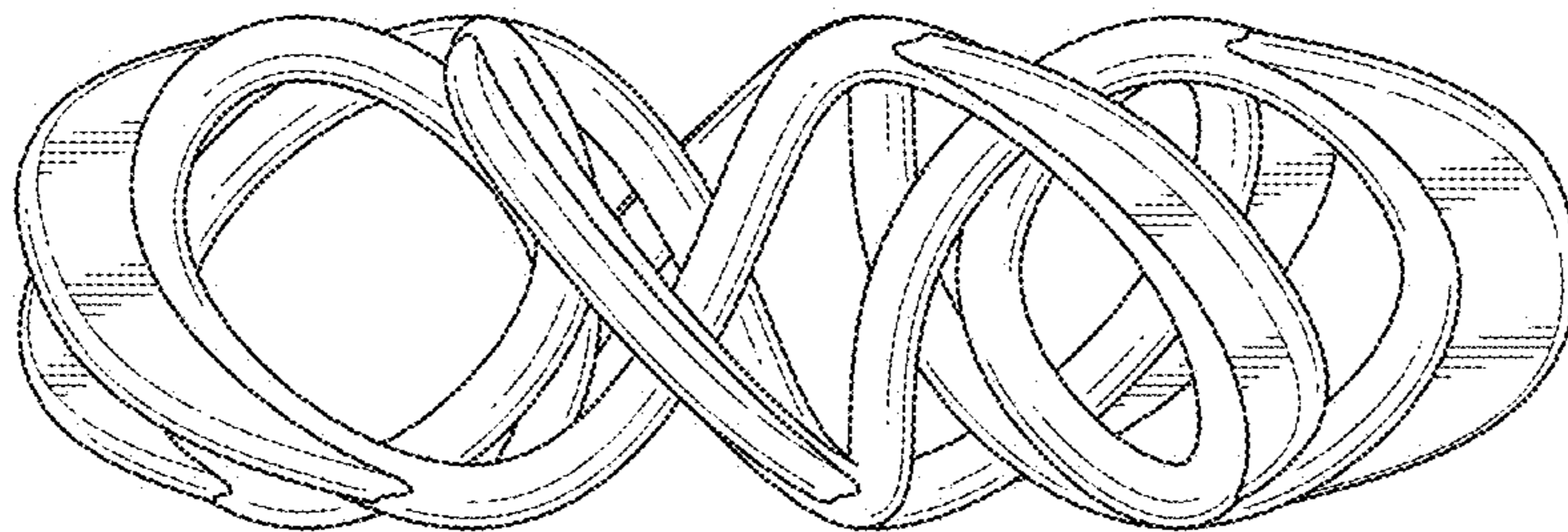
*FIG. 4*



*FIG. 5*



*FIG. 6*



*FIG. 7*