



US00D717450S

(12) **United States Design Patent**
Farrell

(10) **Patent No.:** **US D717,450 S**

(45) **Date of Patent:** **** Nov. 11, 2014**

(54) **ORTHODONTIC APPLIANCE**

(71) Applicant: **Christopher John Farrell**, Helensvale (AU)

(72) Inventor: **Christopher John Farrell**, Helensvale (AU)

(**) Term: **14 Years**

(21) Appl. No.: **29/447,052**

(22) Filed: **Feb. 28, 2013**

(30) **Foreign Application Priority Data**

Aug. 31, 2012 (AU) 14331/2012

(51) **LOC (10) Cl.** **24-02**

(52) **U.S. Cl.**
USPC **D24/181**

(58) **Field of Classification Search**
USPC D24/155-156, 176, 180-182; D29/108;
128/848, 859, 861-862; 602/902;
433/6, 18-19, 21, 70, 168.1, 173, 213,
433/219
See application file for complete search history.

(56) **References Cited**

U.S. PATENT DOCUMENTS

3,207,153	A	9/1965	Goldstein
3,216,527	A	11/1965	Lewis
3,224,443	A	12/1965	Monaghan
3,234,942	A	2/1966	Simor
3,236,235	A	2/1966	Jacobs
3,247,844	A	4/1966	Berghash
3,312,218	A	4/1967	Jacobs
D212,848	S	12/1968	Westlund et al.
D215,685	S	10/1969	Helmer

(Continued)

FOREIGN PATENT DOCUMENTS

AU	656715	4/1991
AU	676142	6/1993

(Continued)

OTHER PUBLICATIONS

Myofunctional Research Co., Pty. Ltd., Myobrace, Myobrace for Adults, Orthodontics without braces, Myobrace Product Brochure, offered for sale since Aug. 1, 2011, 4 pages.

(Continued)

Primary Examiner — Wan Laymon

(74) *Attorney, Agent, or Firm* — McAndrews Held & Malloy, Ltd.

(57) **CLAIM**

The ornamental design for an orthodontic appliance, as shown and described.

DESCRIPTION

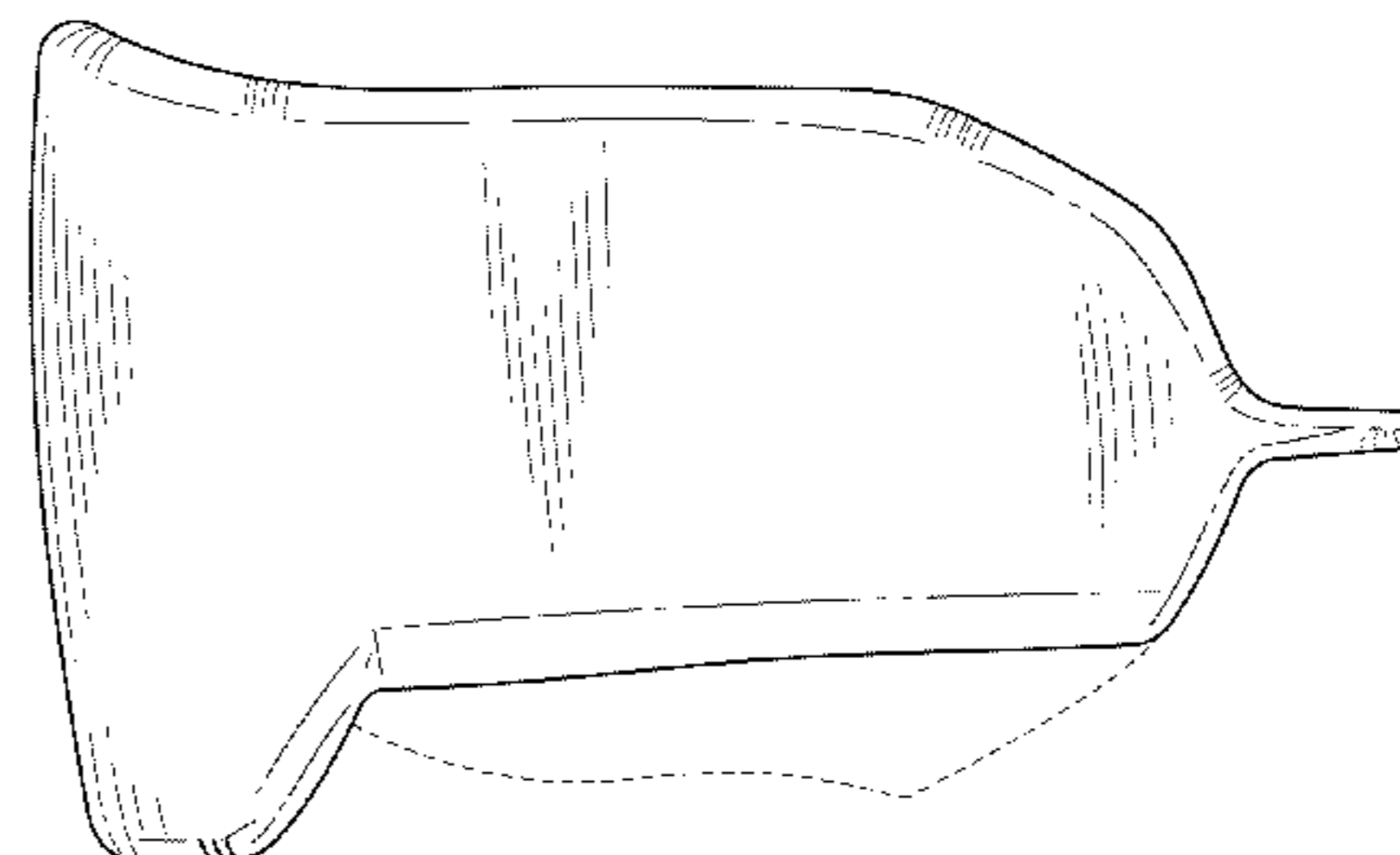
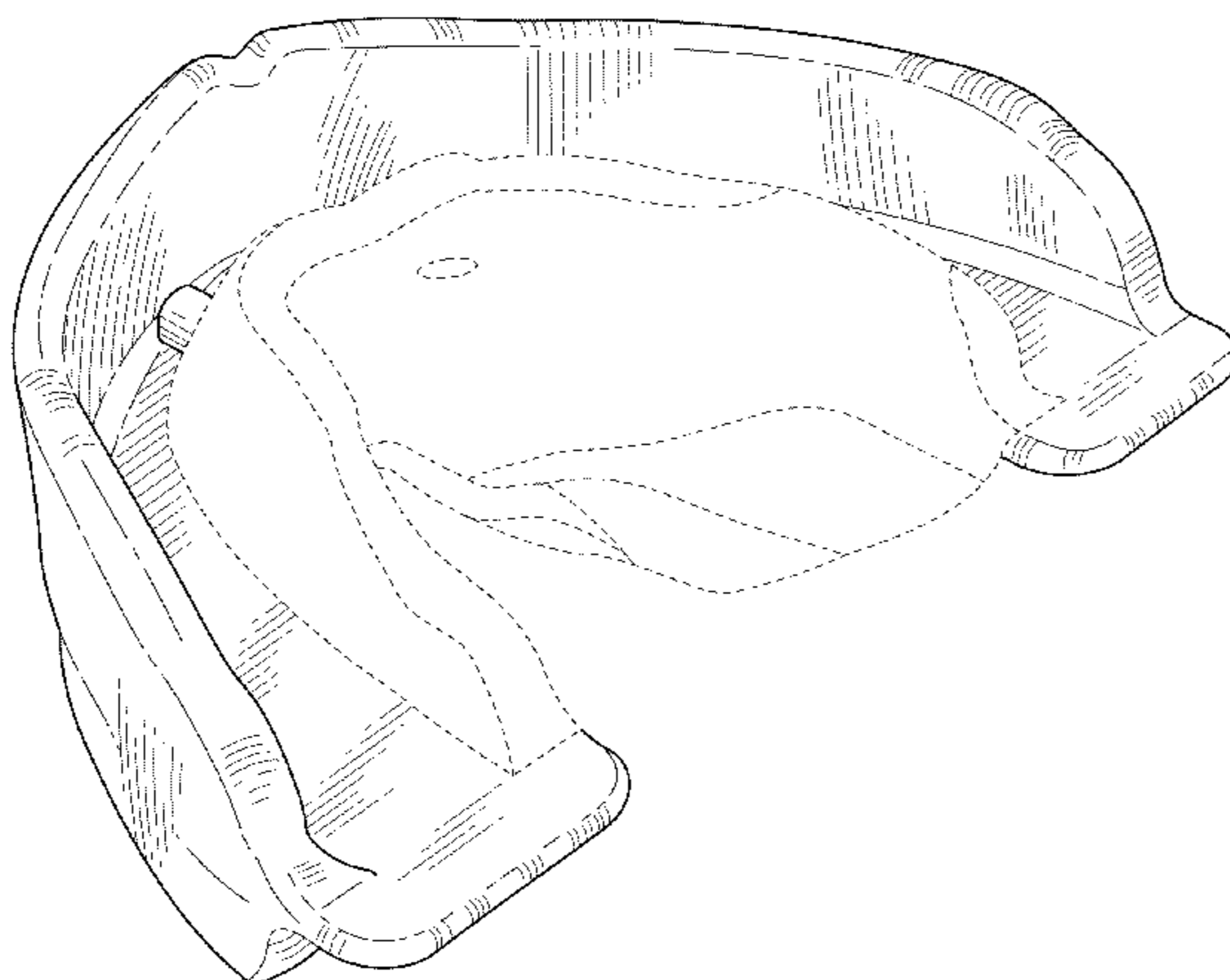
This application makes reference to: U.S. Design application Ser. No. 29/447,046 filed Feb. 28, 2013; U.S. Design application Ser. No. 29/447,047 filed Feb. 28, 2013; U.S. Design application Ser. No. 29/447,048 filed Feb. 28, 2013; and, U.S. Design application Ser. No. 29/447,054 filed Feb. 28, 2013.

Each of the above referenced applications, and all of the subject matter disclosed therein, is incorporated herein by reference in its entirety.

FIG. 1 is a top, right, rear perspective view of an orthodontic appliance showing my new design; FIG. 2 is a bottom, right, rear perspective view thereof; FIG. 3 is a front elevation view thereof; FIG. 4 is a rear elevation view thereof; FIG. 5 is a top plan view thereof; FIG. 6 is a bottom plan view thereof; FIG. 7 is a right elevation view thereof; and, FIG. 8 is a left elevation view thereof.

The dashed broken lines are for purposes of illustrating portions of the orthodontic appliance and form no part of the claimed design. The shade lines in the figures show contour and not surface ornamentation.

1 Claim, 6 Drawing Sheets



(56)

References Cited

U.S. PATENT DOCUMENTS

3,692,025 A 9/1972 Greenberg
 D289,795 S 5/1987 Andersson
 5,031,638 A 7/1991 Castaldi
 5,082,007 A 1/1992 Adell
 D328,494 S 8/1992 Schwendeman et al.
 5,259,762 A 11/1993 Farrell
 5,293,880 A 3/1994 Levitt
 5,406,962 A 4/1995 Adell
 D358,889 S 5/1995 Wong
 5,462,066 A 10/1995 Snyder
 5,592,951 A 1/1997 Castagnaro et al.
 5,624,257 A 4/1997 Farrell
 5,636,379 A 6/1997 Williams
 D382,965 S 8/1997 Wagner
 D406,647 S 3/1999 Wagner
 D408,919 S 4/1999 Cooley
 6,082,363 A 7/2000 Washburn
 6,170,485 B1 1/2001 Orrico
 6,494,210 B1 12/2002 Mams
 6,508,251 B2 1/2003 Kittelsen et al.
 D473,976 S 4/2003 Wilkens
 6,584,978 B1 7/2003 Brett et al.
 6,598,605 B1 7/2003 Kittelsen et al.
 6,637,436 B2 10/2003 Farrell
 D492,785 S 7/2004 Garabito
 D509,028 S 8/2005 Farrell
 6,935,857 B1 8/2005 Farrell
 D530,863 S 10/2006 Manzo et al.
 D537,987 S 3/2007 Manzo et al.
 D539,429 S 3/2007 Wong
 7,210,483 B1 5/2007 Lesniak et al.
 D548,402 S 8/2007 Trodick
 7,404,403 B2 7/2008 Farrell
 D595,413 S 6/2009 Farrell
 D609,347 S 2/2010 Farrell
 D609,348 S 2/2010 Farrell
 7,790,009 B2 9/2010 Moller et al.

D626,292 S 10/2010 Farrell
 D627,107 S 11/2010 Manzo et al.
 D629,909 S 12/2010 Chiu
 D642,277 S 7/2011 Farrell
 D652,576 S 1/2012 Farrell
 8,105,079 B2 * 1/2012 Farrell 433/6
 D654,173 S 2/2012 Farrell
 D654,595 S * 2/2012 Farrell D24/181
 8,322,344 B2 * 12/2012 Fisher et al. 128/848
 8,459,987 B2 * 6/2013 Farrell 433/6
 8,496,009 B2 * 7/2013 Manzo 128/862
 2003/0101999 A1 6/2003 Kittelsen et al.
 2004/0154625 A1 8/2004 Foley
 2005/0115571 A1 6/2005 Jacobs
 2006/0065277 A1 3/2006 Jacobs
 2006/0084024 A1 4/2006 Farrell
 2007/0254256 A1 11/2007 Farrell
 2010/0196837 A1 8/2010 Farrell
 2011/0091833 A1 4/2011 Farrell
 2013/0244195 A1 * 9/2013 Farrell 433/6

FOREIGN PATENT DOCUMENTS

AU 319889 6/2008
 AU 319890 6/2008
 EM 000883541-0001 4/2008
 EM 000883541-0002 4/2008
 WO 2006/108209 10/2006
 WO 2009/026659 3/2009

OTHER PUBLICATIONS

Myofunctional Research Co., Pty. Ltd., Myobrace Orthodontics without braces, Appliance Catalogue, (Myobrace A Series appliance, see p. 6) offered for sale since Aug. 1, 2011, 8 pages.
 International Search Report from PCT/AU2005/001598, dated Oct. 10, 2005.
 International Search Report from PCT/AU2008/001293, dated Dec. 22, 2008.

* cited by examiner

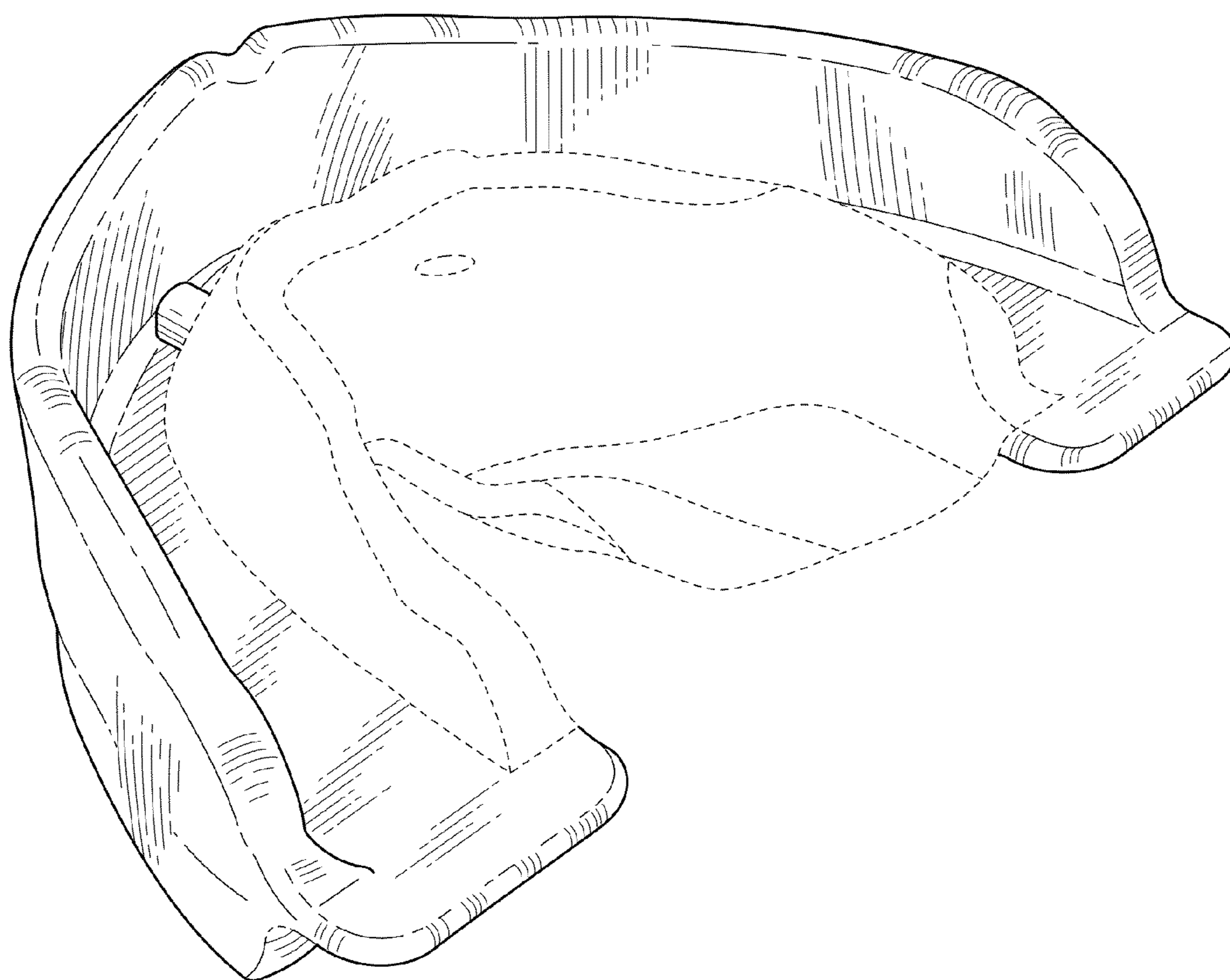


FIG. 1

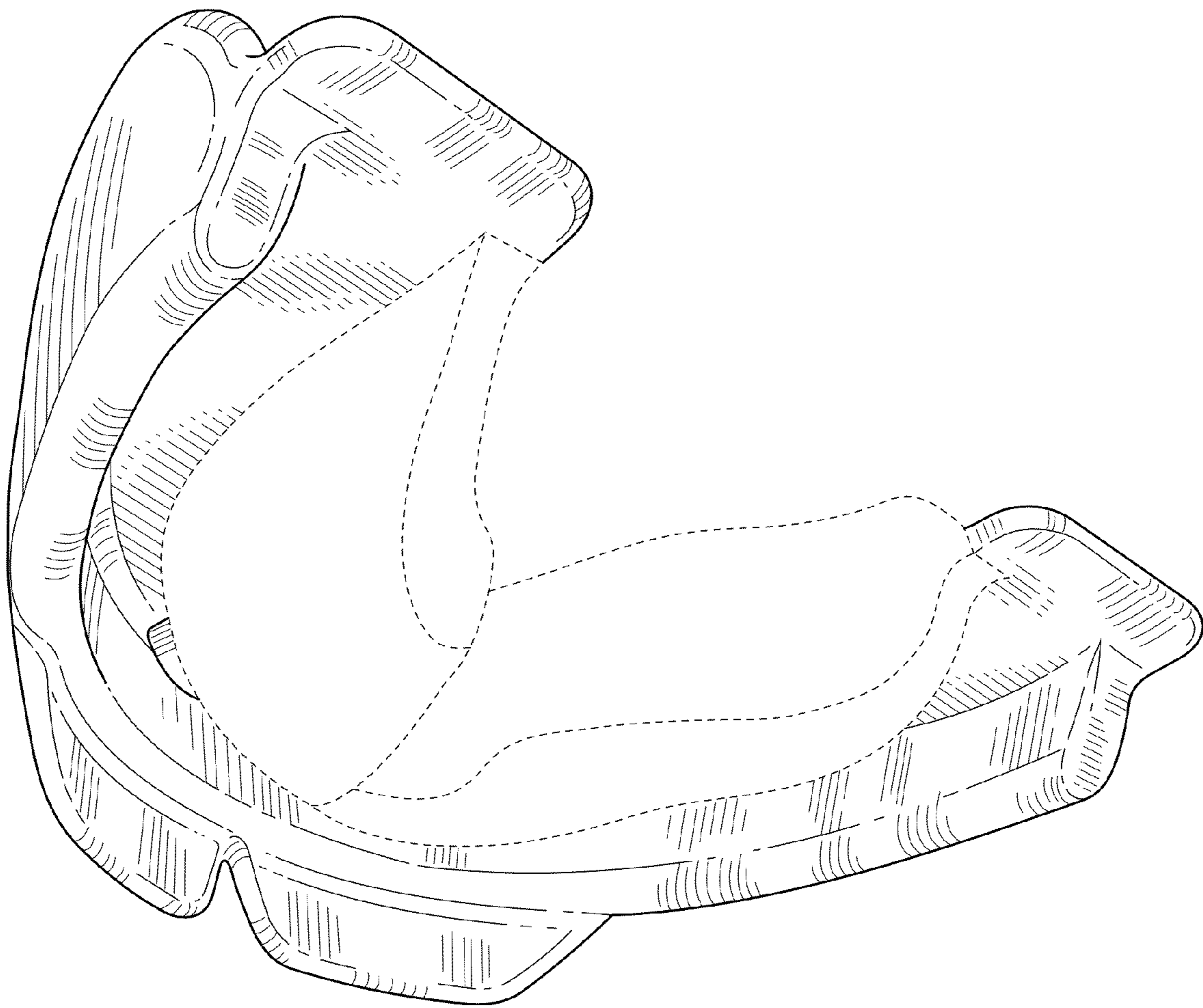


FIG. 2

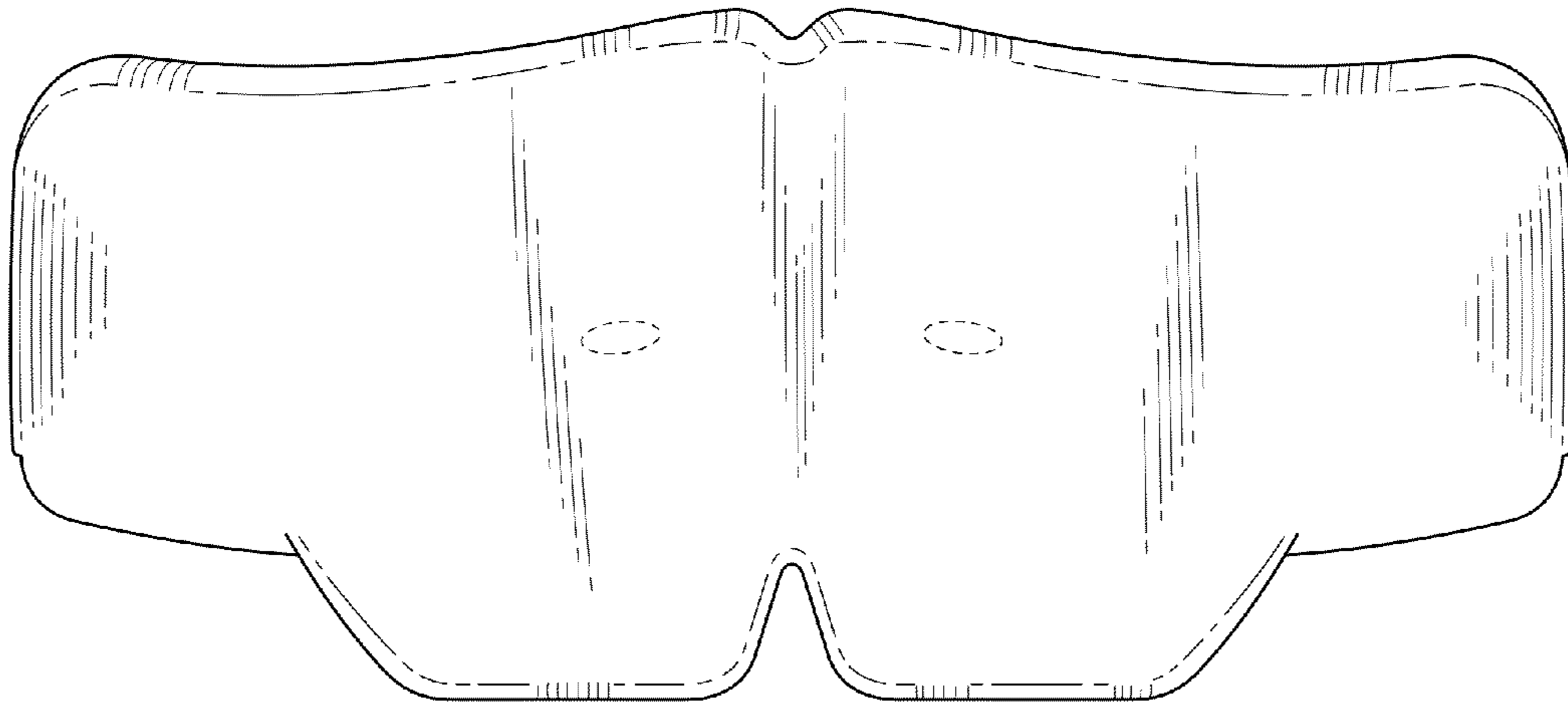


FIG. 3

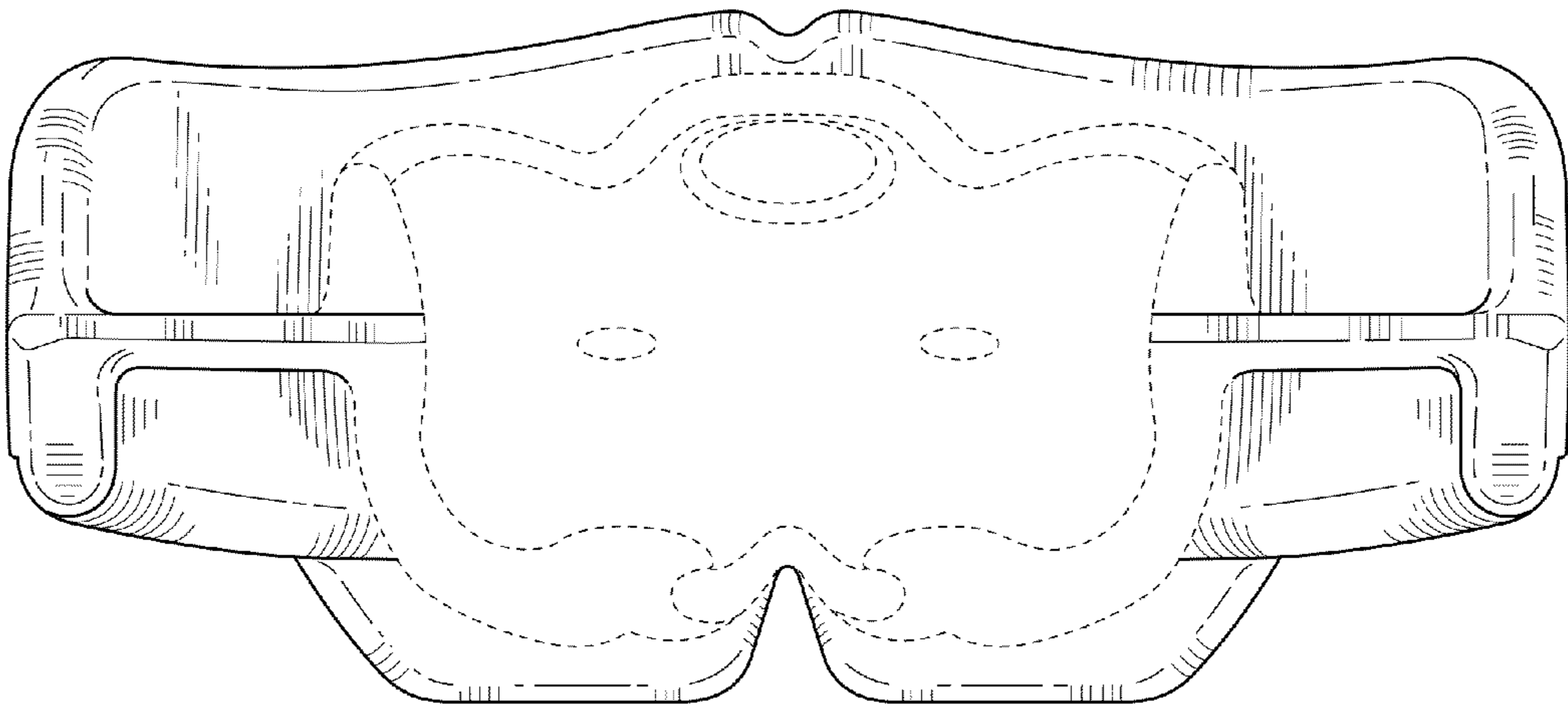


FIG. 4

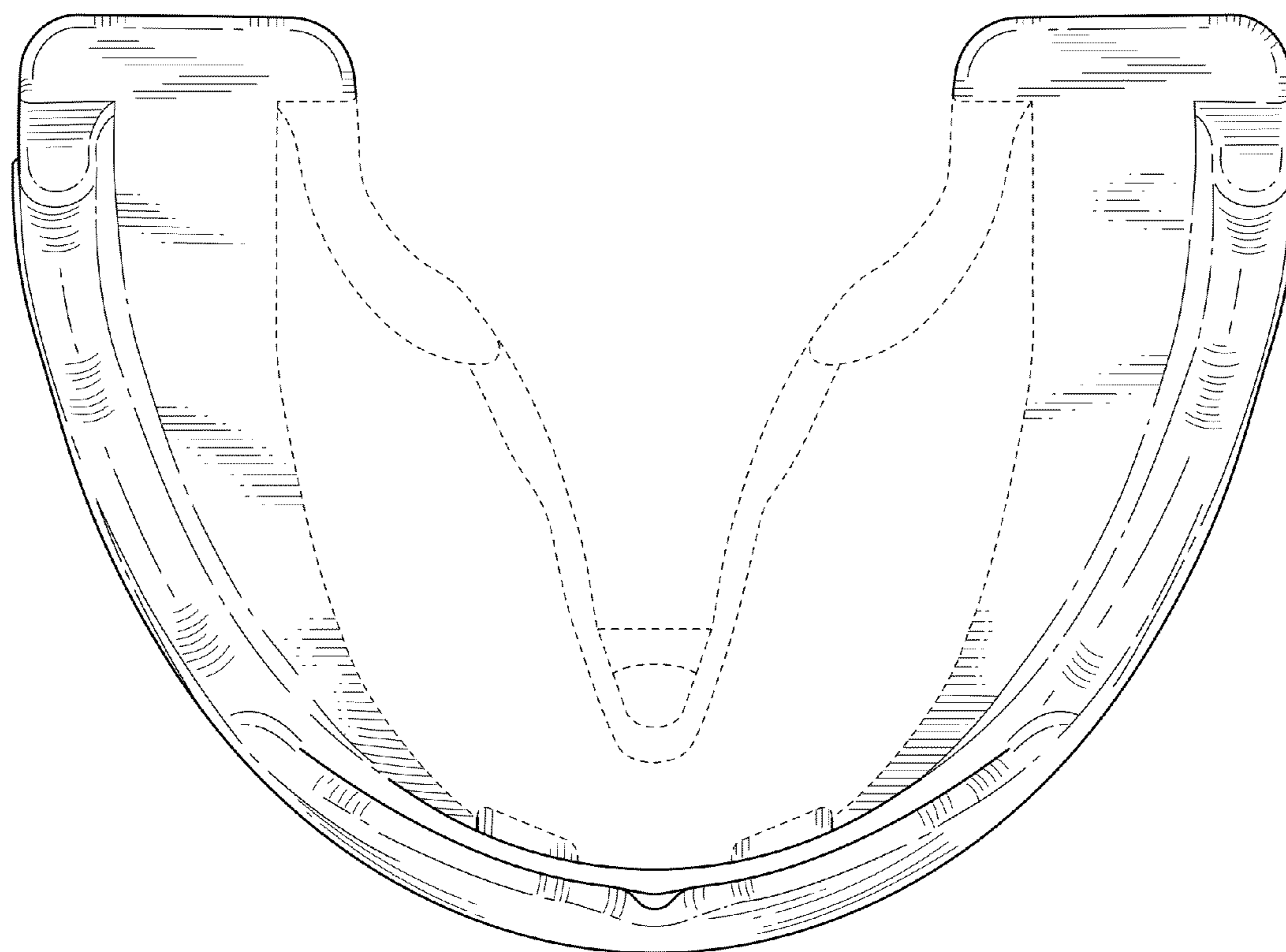


FIG. 5

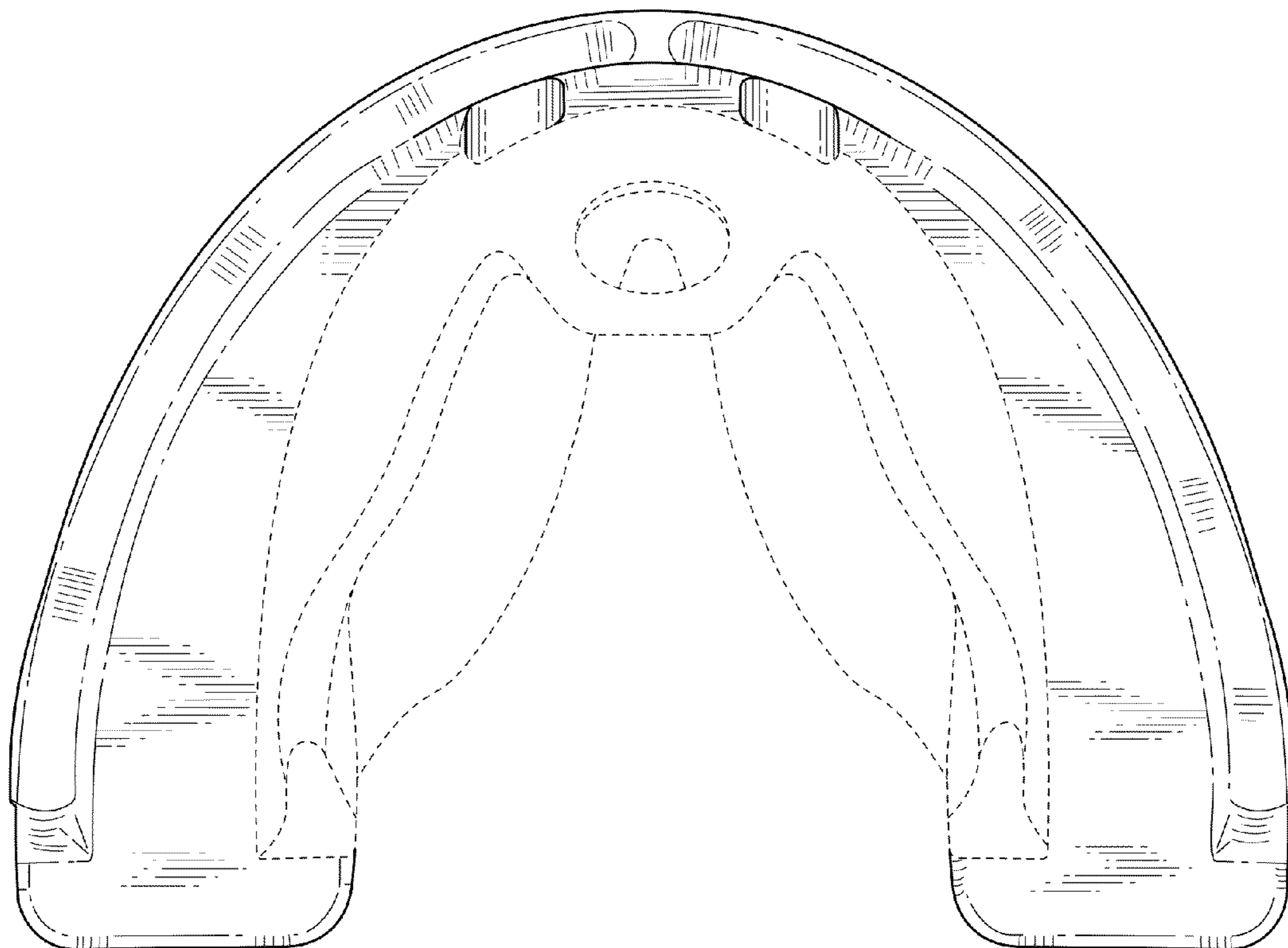


FIG. 6

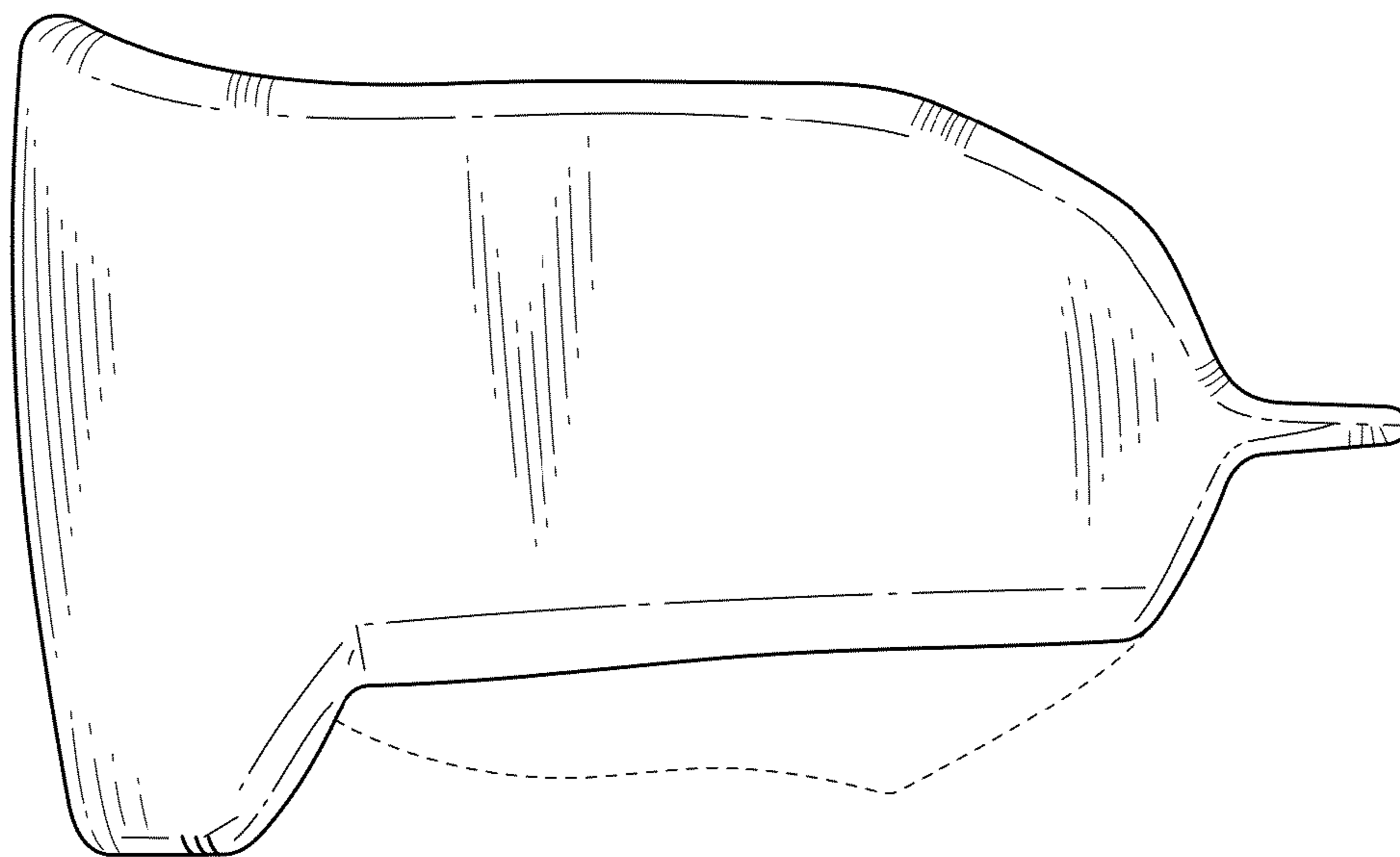


FIG. 7

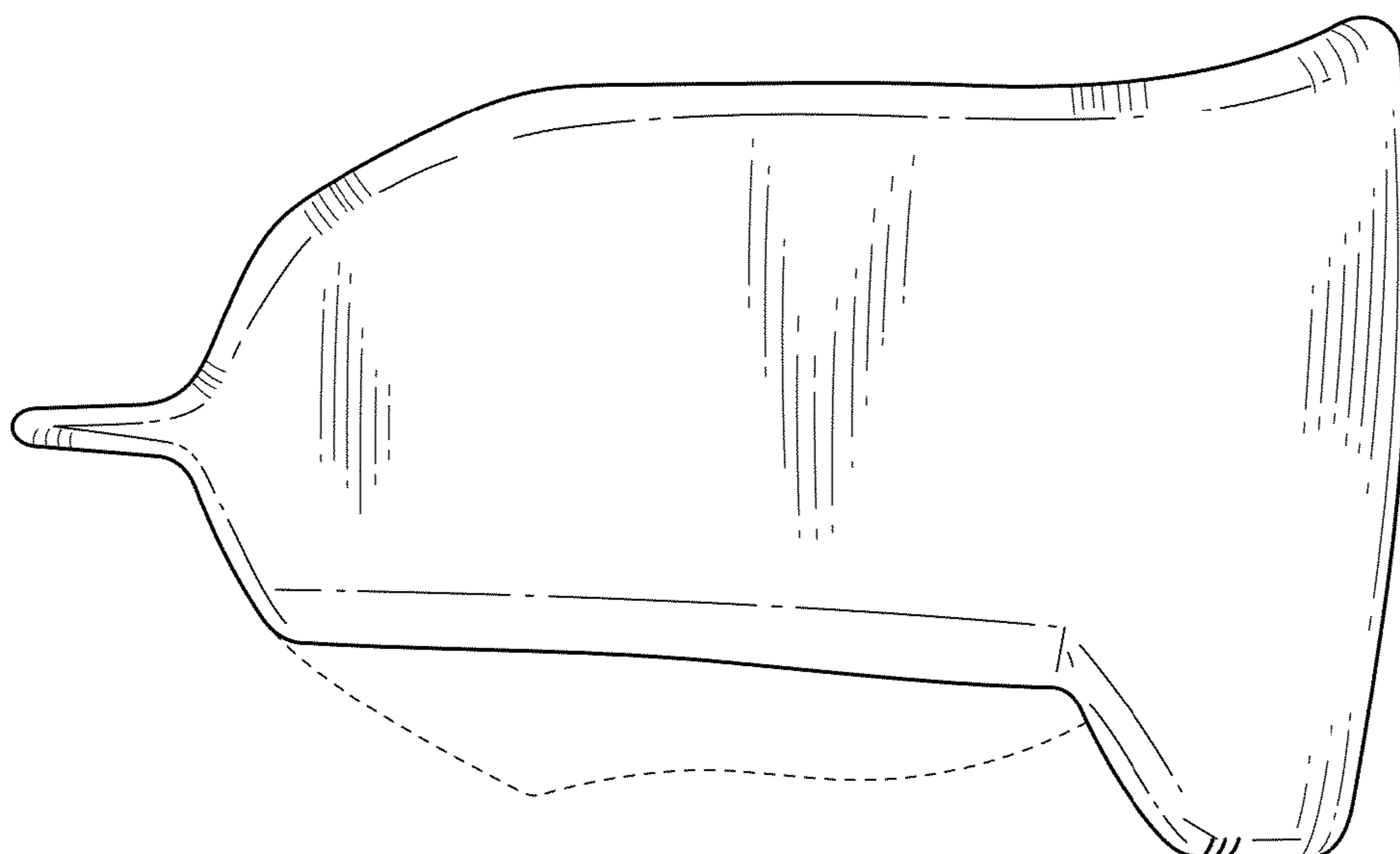


FIG. 8