



US00D717436S

(12) **United States Design Patent**
Park

(10) **Patent No.:** **US D717,436 S**

(45) **Date of Patent:** **** *Nov. 11, 2014**

(54) **IMPLANT FIXTURE**

(71) Applicant: **Megagen Implant Co., Ltd.**,
Gyeongsan-si (KR)

(72) Inventor: **Kwang Bum Park**, Daegu (KR)

(73) Assignee: **Megagen Implant Co., Ltd.** (KR)

(*) Notice: This patent is subject to a terminal disclaimer.

(**) Term: **14 Years**

(21) Appl. No.: **29/436,178**

(22) Filed: **Nov. 2, 2012**

(51) **LOC (10) Cl.** **24-02**

(52) **U.S. Cl.**
USPC **D24/156**

(58) **Field of Classification Search**
USPC D24/155-156, 176; D8/387;
433/172-176; 623/17.16, 17.17, 23.26,
623/23.27, 11.11

See application file for complete search history.

(56) **References Cited**

U.S. PATENT DOCUMENTS

D565,181 S * 3/2008 Anitua Aldecoa D24/156
D577,122 S * 9/2008 Aldecoa D24/156
D583,945 S * 12/2008 Anitua Aldecoa D24/156

D588,699 S * 3/2009 Aldecoa D24/156
D588,700 S * 3/2009 Anitua Aldecoa D24/156
D603,512 S * 11/2009 Emanuelli D24/156
D603,513 S * 11/2009 Emanuelli D24/156
D603,514 S * 11/2009 Emanuelli D24/156
D604,851 S * 11/2009 Ishikawa D24/156
D605,291 S * 12/2009 Ishikawa D24/156
D612,055 S * 3/2010 Riva D24/156
D665,910 S * 8/2012 Hung D24/156
D666,295 S * 8/2012 Hung D24/156

* cited by examiner

Primary Examiner — Ian Simmons

Assistant Examiner — Charles Hanson

(74) *Attorney, Agent, or Firm* — Cantor Colburn LLP

(57) **CLAIM**

The ornamental design for implant fixture, as shown and described.

DESCRIPTION

FIG. 1 is a perspective view of an implant fixture showing my new design;

FIG. 2 is a front view thereof;

FIG. 3 is a rear view thereof;

FIG. 4 is a left side view thereof;

FIG. 5 is a right side view thereof;

FIG. 6 is a top plane view thereof; and,

FIG. 7 is a bottom plane view thereof.

The broken line showing is included for the purpose of illustrating environment and forms no part of the claimed design.

1 Claim, 7 Drawing Sheets

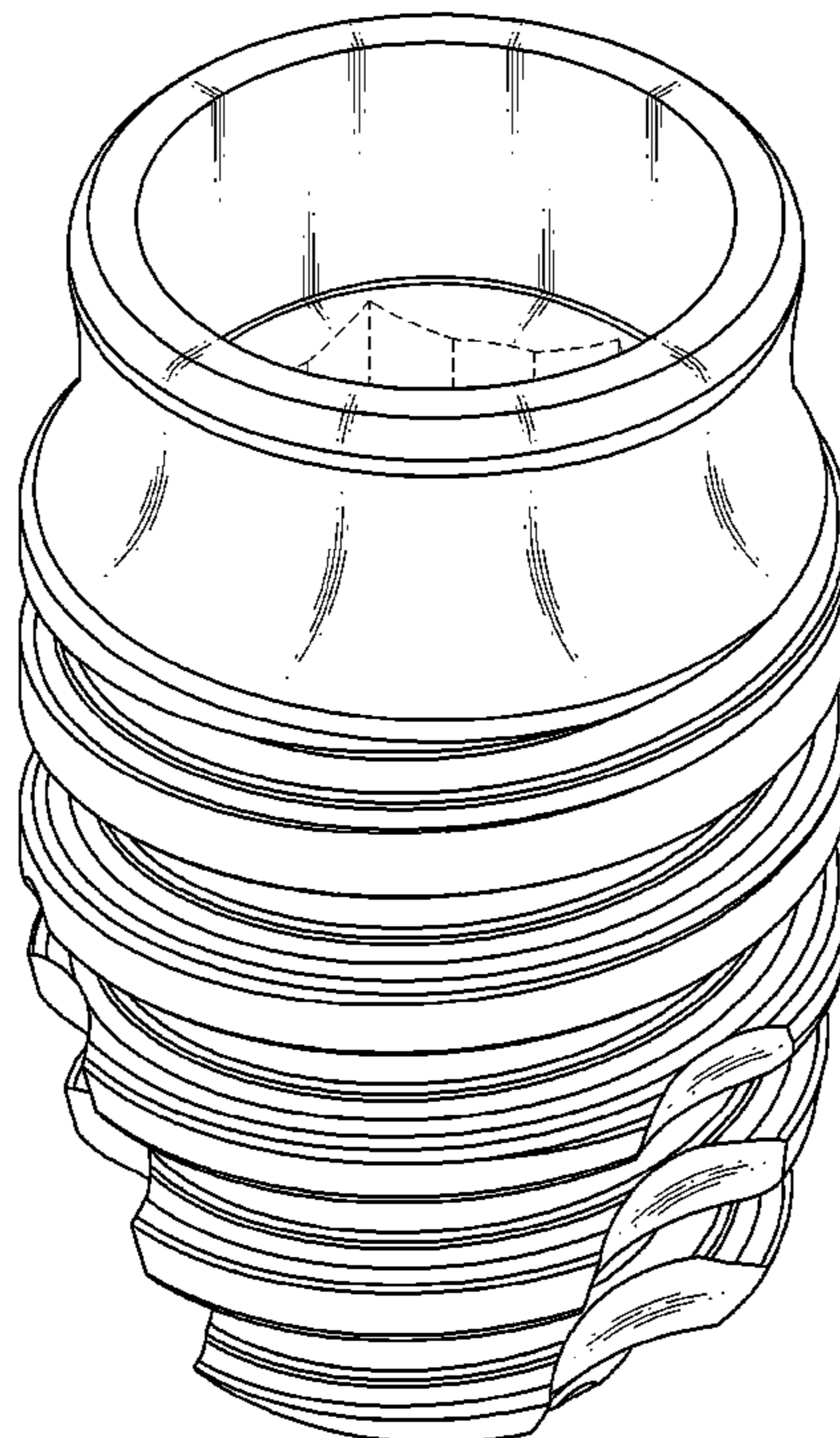


Fig. 1

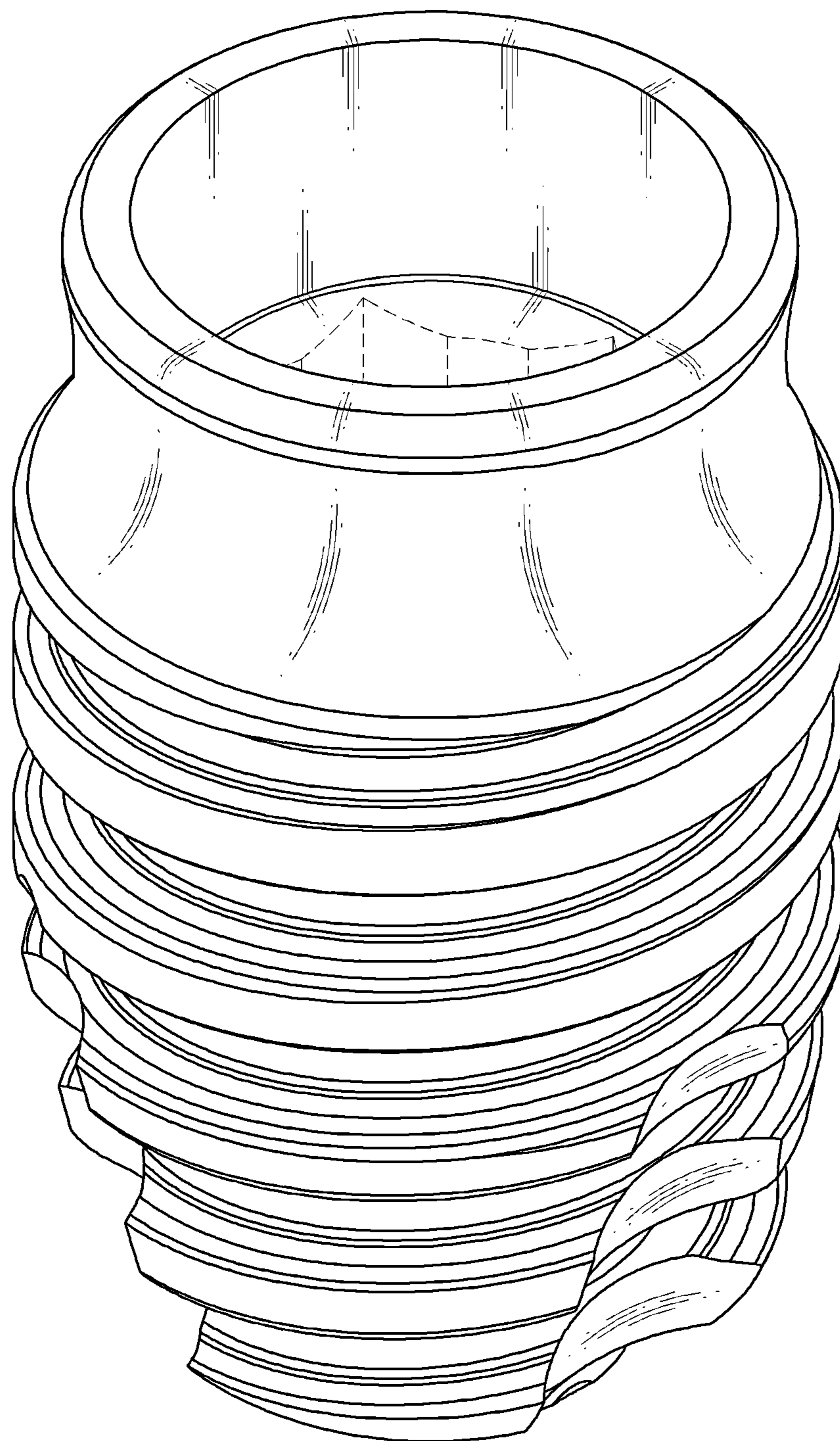


Fig. 2




Fig. 3




Fig. 4




Fig. 6

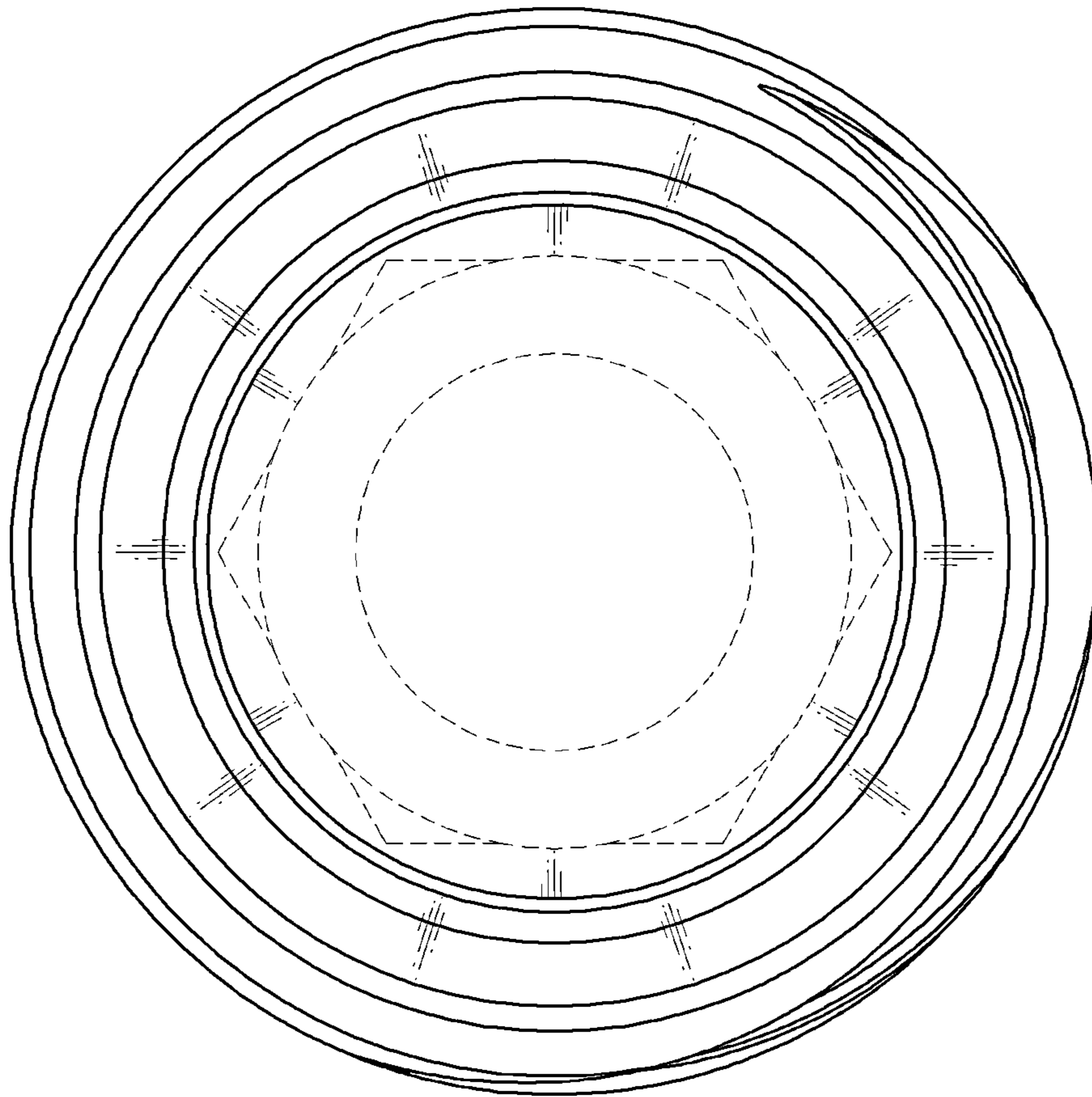


Fig. 7

