



US00D717435S

(12) **United States Design Patent**  
**Park**

(10) **Patent No.:** **US D717,435 S**

(45) **Date of Patent:** **\*\* \*Nov. 11, 2014**

(54) **IMPLANT FIXTURE**

(71) Applicant: **Megagen Implant Co., Ltd.**,  
Gyeongsan-si (KR)

(72) Inventor: **Kwang Bum Park**, Daegu (KR)

(73) Assignee: **Megagen Implant Co., Ltd.** (KR)

(\*) Notice: This patent is subject to a terminal disclaimer.

(\*\*) Term: **14 Years**

(21) Appl. No.: **29/436,176**

(22) Filed: **Nov. 2, 2012**

(51) **LOC (10) Cl.** ..... **24-02**

(52) **U.S. Cl.**  
USPC ..... **D24/156**

(58) **Field of Classification Search**  
USPC ..... D24/155-156, 176; D8/387;  
433/172-176; 623/17.16, 17.17, 23.26,  
623/23.27, 11.11

See application file for complete search history.

(56) **References Cited**

**U.S. PATENT DOCUMENTS**

D565,181 S \* 3/2008 Anitua Aldecoa ..... D24/156  
D577,122 S \* 9/2008 Aldecoa ..... D24/156  
D583,945 S \* 12/2008 Anitua Aldecoa ..... D24/156

D588,699 S \* 3/2009 Aldecoa ..... D24/156  
D588,700 S \* 3/2009 Anitua Aldecoa ..... D24/156  
D603,512 S \* 11/2009 Emanuelli ..... D24/156  
D603,513 S \* 11/2009 Emanuelli ..... D24/156  
D603,514 S \* 11/2009 Emanuelli ..... D24/156  
D604,851 S \* 11/2009 Ishikawa ..... D24/156  
D605,291 S \* 12/2009 Ishikawa ..... D24/156  
D612,055 S \* 3/2010 Riva ..... D24/156  
D665,910 S \* 8/2012 Hung ..... D24/156  
D666,295 S \* 8/2012 Hung ..... D24/156

\* cited by examiner

*Primary Examiner* — Ian Simmons

*Assistant Examiner* — Charles Hanson

(74) *Attorney, Agent, or Firm* — Cantor Colburn LLP

(57) **CLAIM**

The ornamental design for implant fixture, as shown and described.

**DESCRIPTION**

FIG. 1 is a perspective view of an implant fixture showing my new design;

FIG. 2 is a front view thereof;

FIG. 3 is a rear view thereof;

FIG. 4 is a left side view thereof;

FIG. 5 is a right side view thereof;

FIG. 6 is a top plane view thereof; and,

FIG. 7 is a bottom plane view thereof.

The broken line showing is included for the purpose of illustrating environment and forms no part of the claimed design.

**1 Claim, 7 Drawing Sheets**

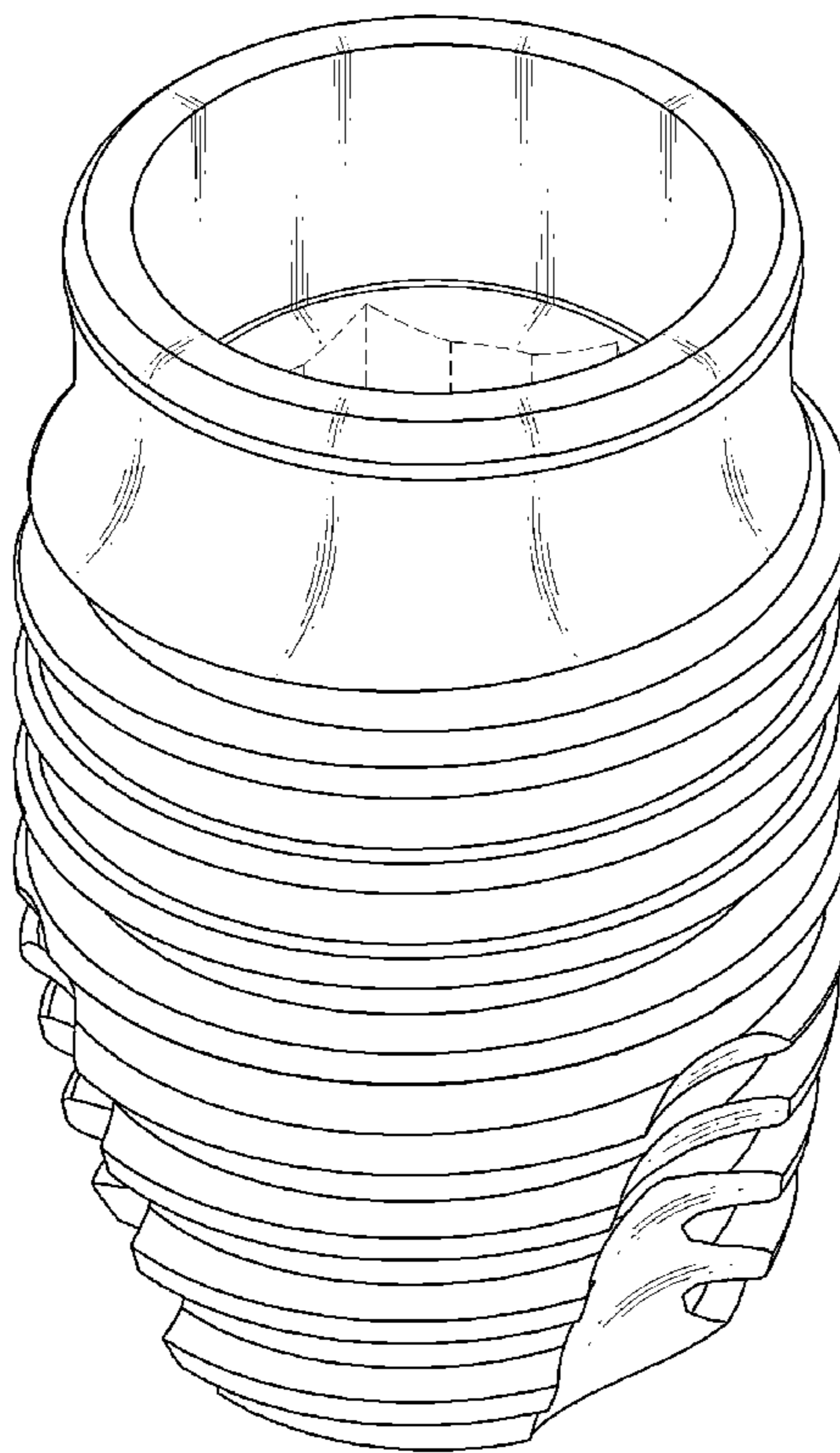


Fig. 1

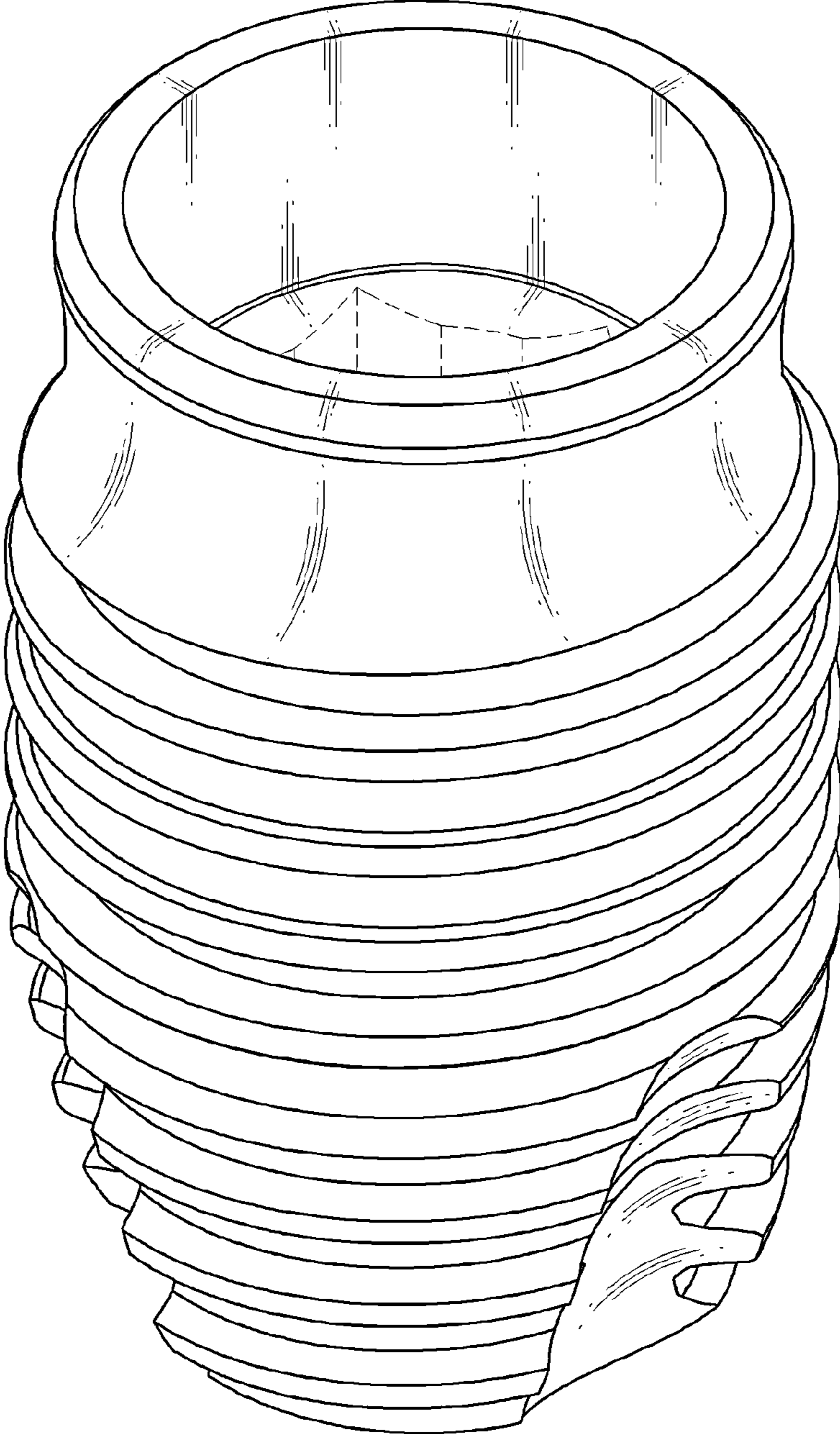


Fig. 2




Fig. 3

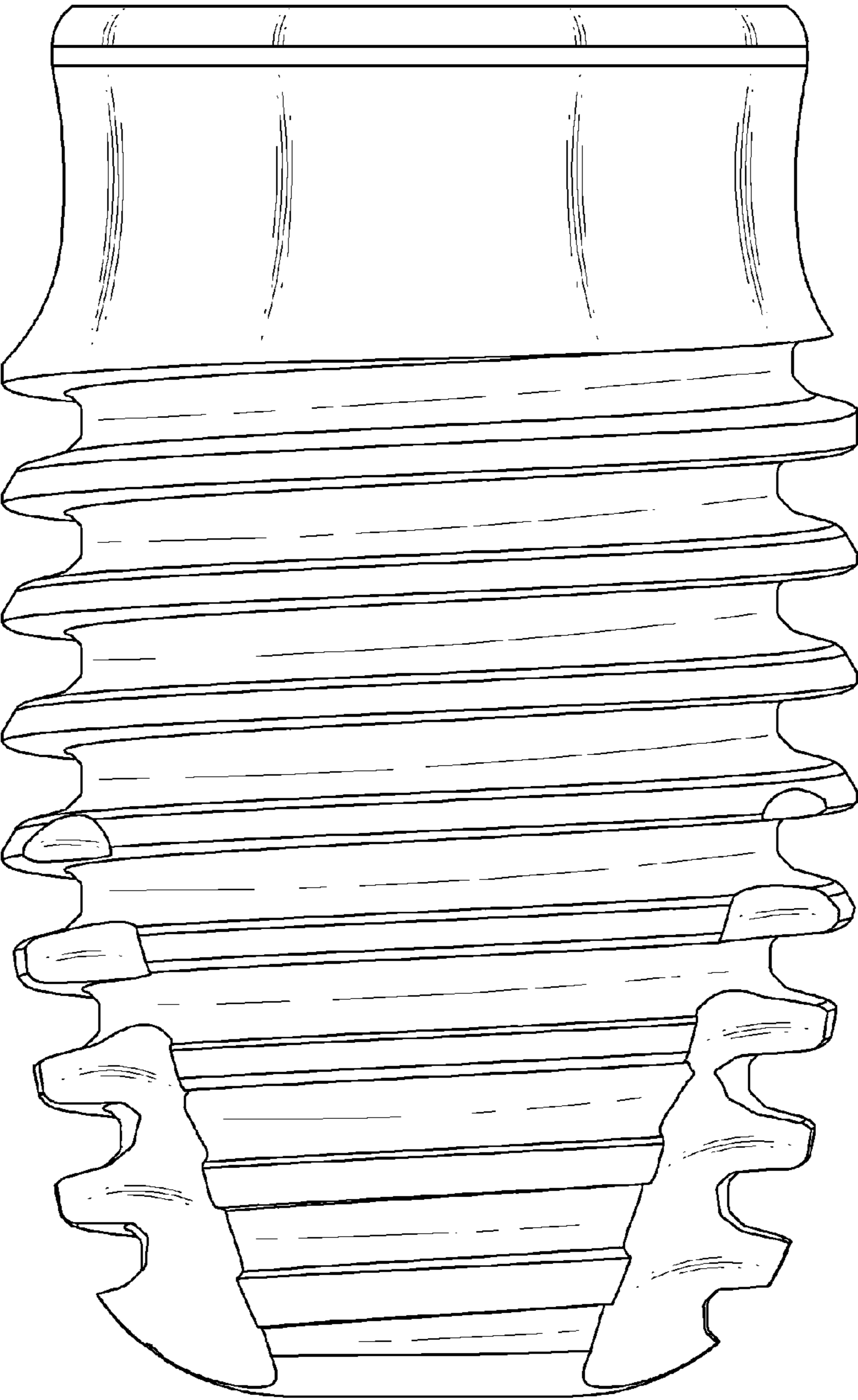


Fig. 4






Fig. 5




Fig. 6

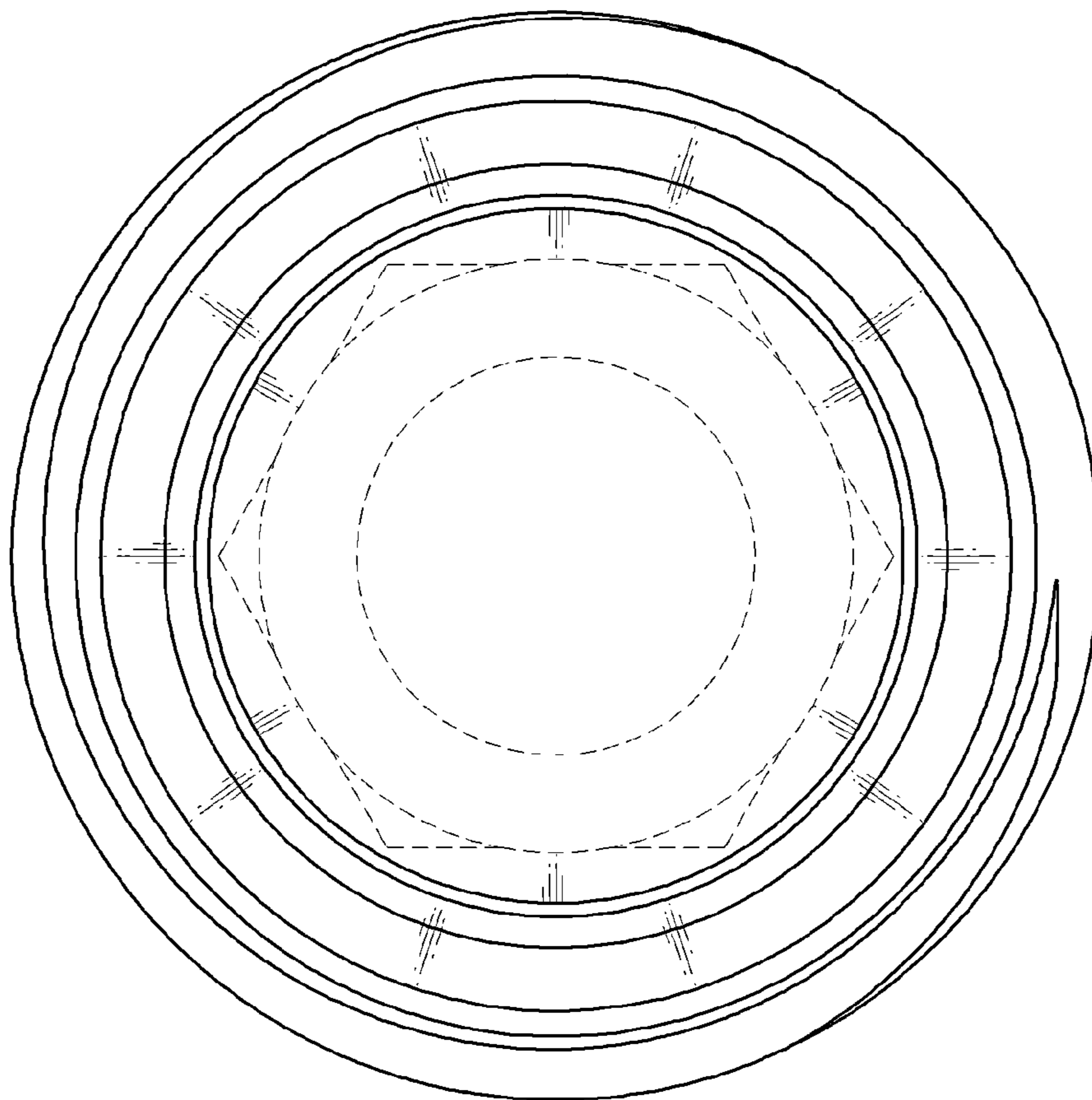


Fig. 7

