



US00D717385S

(12) **United States Design Patent**  
**Zaitouni**

(10) **Patent No.:** **US D717,385 S**

(45) **Date of Patent:** **\*\* Nov. 11, 2014**

(54) **POTTY TRAINING INDOOR TOILET TENT**

(71) Applicant: **Sarah Zaitouni**, Seminole, FL (US)

(72) Inventor: **Sarah Zaitouni**, Seminole, FL (US)

(\*\*) Term: **14 Years**

(21) Appl. No.: **29/446,031**

(22) Filed: **Feb. 20, 2013**

(51) **LOC (10) Cl.** ..... **21-04**

(52) **U.S. Cl.**  
USPC ..... **D21/838**

(58) **Field of Classification Search**  
CPC ..... E04H 15/003; E04H 15/006; E04H 15/14;  
E04H 15/16; E04H 15/32; E04H 15/40;  
E04H 15/44; E04H 15/64; E04H 1/1216;  
E04H 1/1244; A47K 11/00; A47K 11/02;  
A47K 11/04; A47K 11/06; A47K 3/30;  
A47K 3/32; A47K 3/325  
USPC ..... D21/834, 836, 838, 839; D23/299;  
D25/16; 135/93, 115, 128, 157; 4/460,  
4/476, 477, 599, 600  
See application file for complete search history.

(56) **References Cited**

U.S. PATENT DOCUMENTS

5,205,001	A *	4/1993	O'Connell	4/599
5,790,992	A *	8/1998	Ray	4/599
5,920,927	A	7/1999	Thomas	
5,937,452	A	8/1999	Brewer	
5,970,536	A *	10/1999	Suarez	4/599

5,974,597	A	11/1999	Conwell	
6,378,142	B1 *	4/2002	Gray	4/449
6,718,565	B1	4/2004	Cruz	
D510,972	S *	10/2005	Wehner	D21/834
D511,196	S *	11/2005	Wehner	D21/834
D559,140	S *	1/2008	Hilton	D10/113.4
8,185,979	B2	5/2012	Hentschel	
8,499,370	B1 *	8/2013	Felicetta	4/476
2006/0169310	A1 *	8/2006	Qian et al.	135/128
2006/0283493	A1 *	12/2006	Charles	135/121

\* cited by examiner

*Primary Examiner* — Cynthia M Chin

(74) *Attorney, Agent, or Firm* — Larson & Larson, P.A.;  
Frank Liebenow; Justin P. Miller

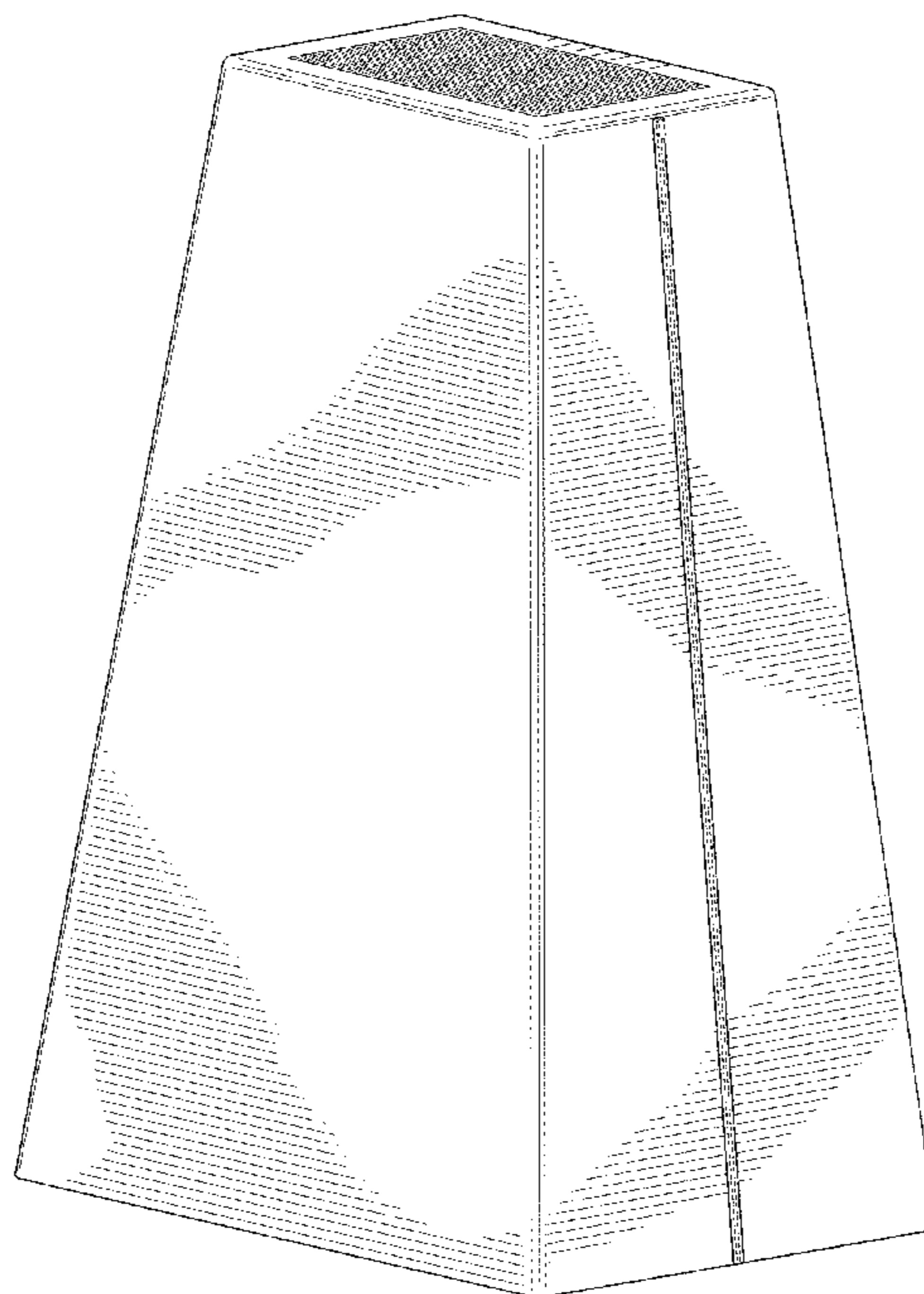
(57) **CLAIM**

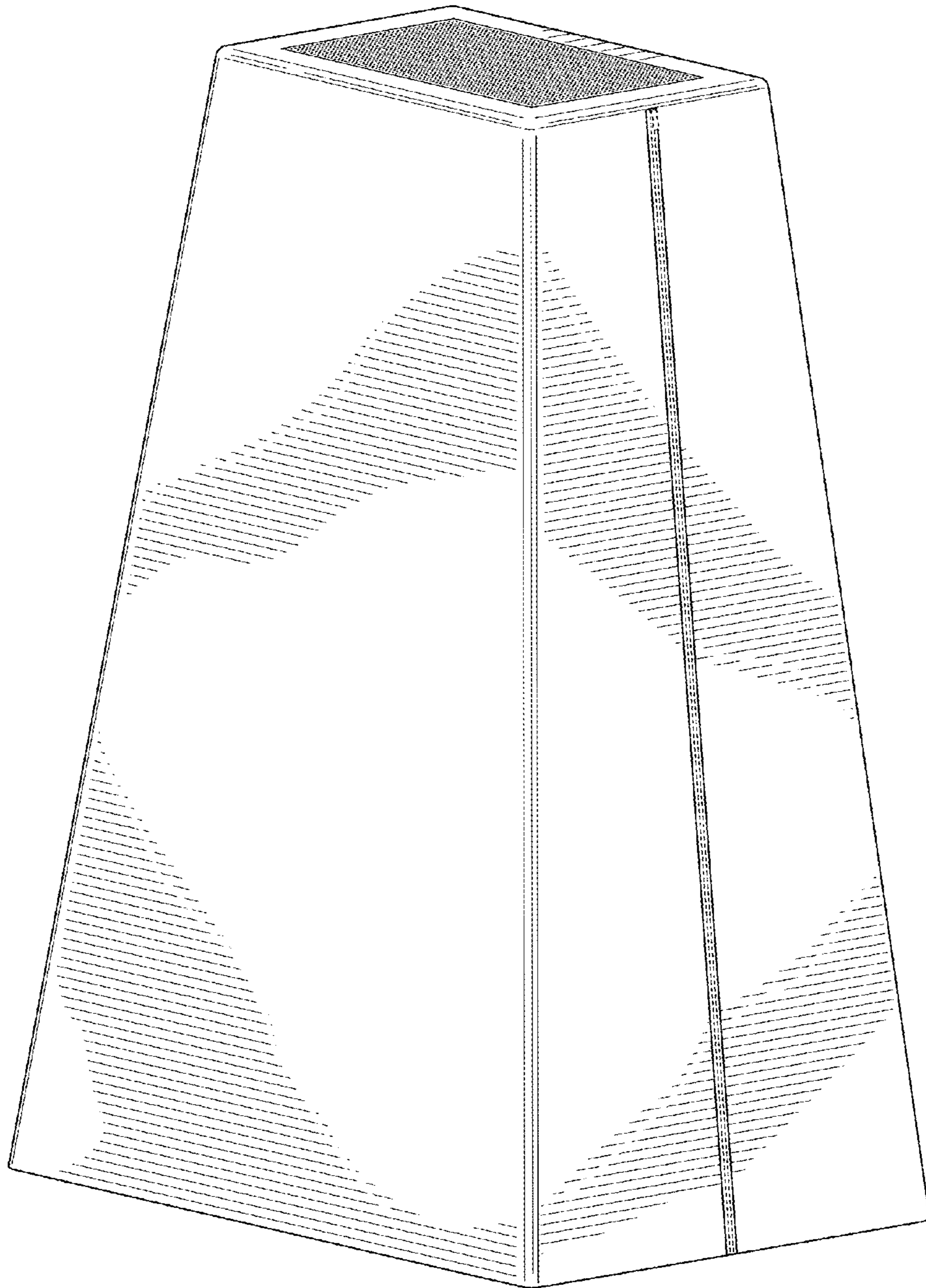
I claim the ornamental design for a potty training indoor toilet tent, as shown and described.

**DESCRIPTION**

FIG. 1 is a perspective view of the potty training indoor toilet tent showing my new design;  
FIG. 2 is a left side view thereof;  
FIG. 3 is a right side view thereof;  
FIG. 4 is a front elevation view thereof;  
FIG. 5 is a rear elevation view thereof;  
FIG. 6 is a top plan view thereof; and,  
FIG. 7 is an additional front elevation view thereof.  
The broken lines depicting a zipper in FIGS. 1, 2, and 6; depicting a hook-and-loop fastener in FIGS. 3 and 6; and a graphic of a child in FIG. 7; are included for the purpose of illustrating the unclaimed portions of the article and form no part of the claimed design.

**1 Claim, 7 Drawing Sheets**





**FIG. 1**

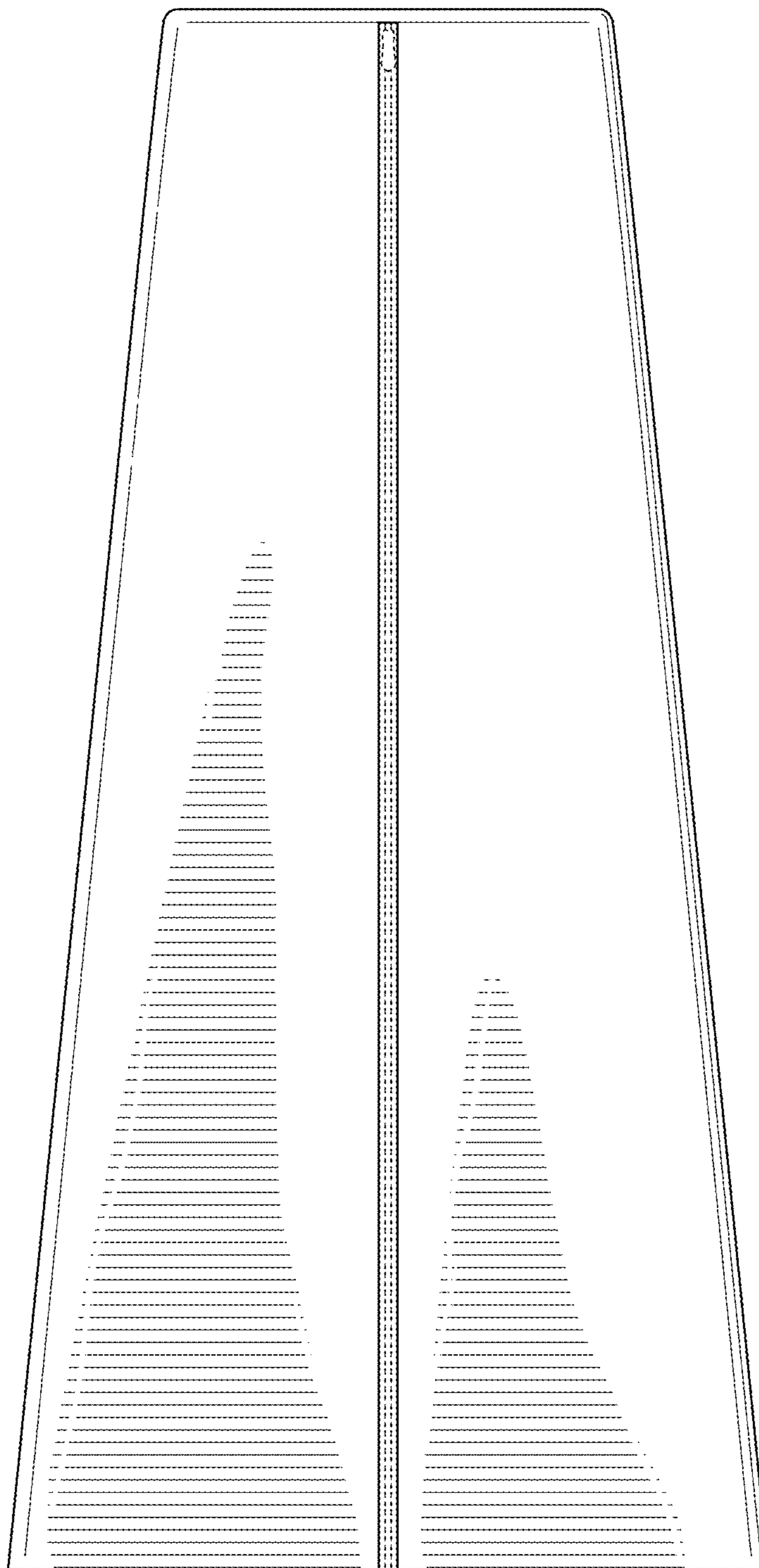


FIG. 2

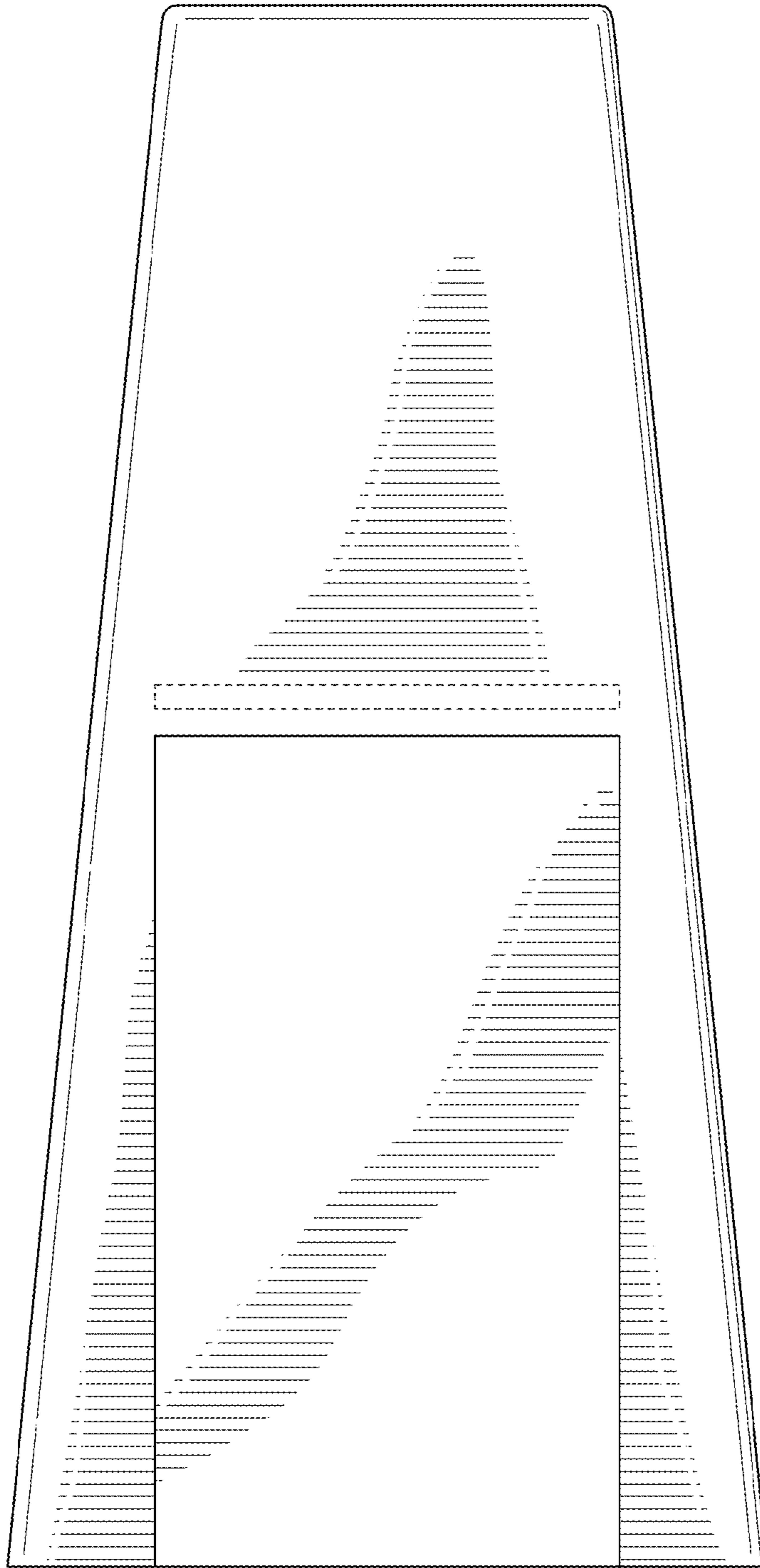


FIG. 3

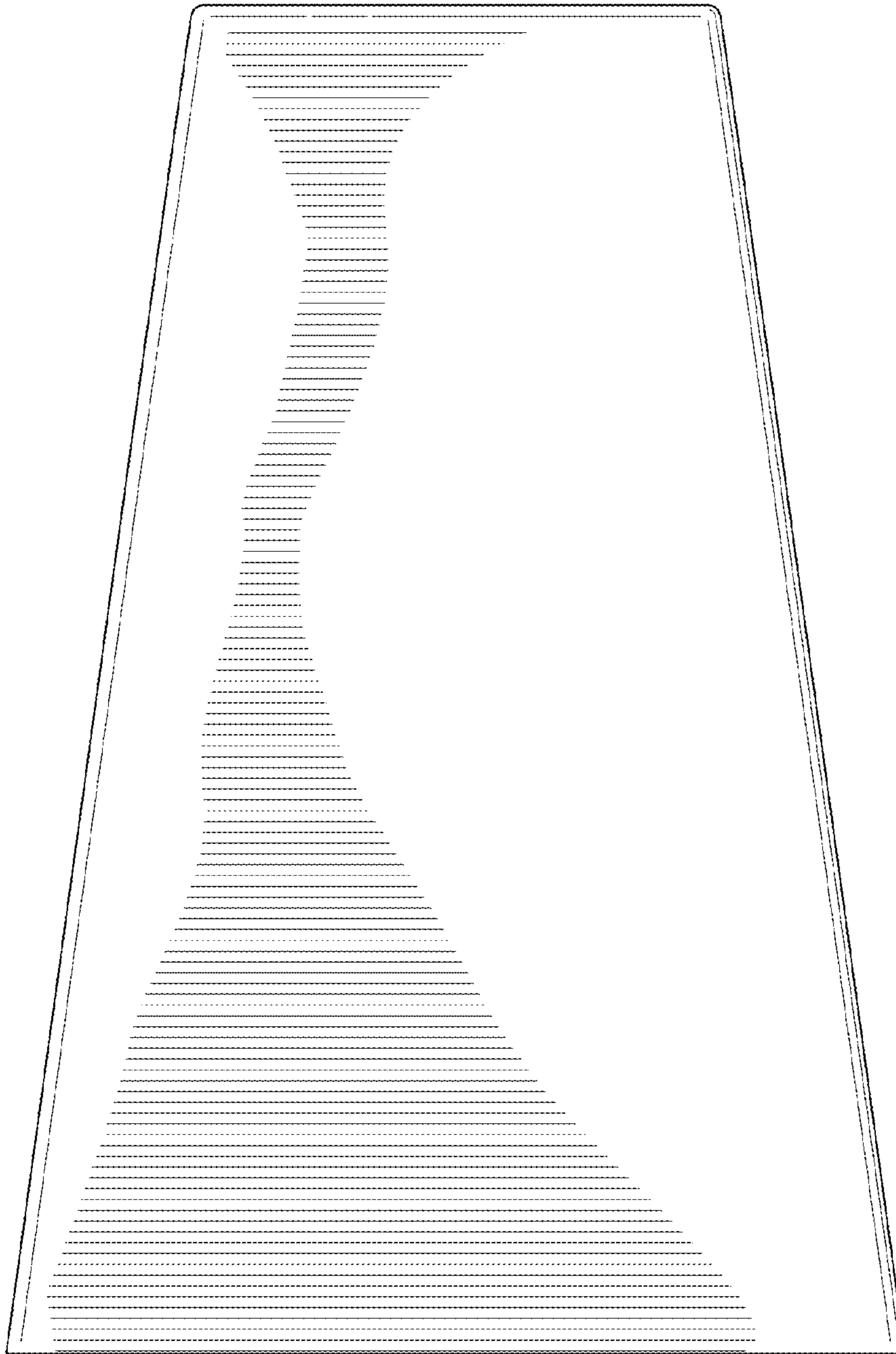


FIG. 4

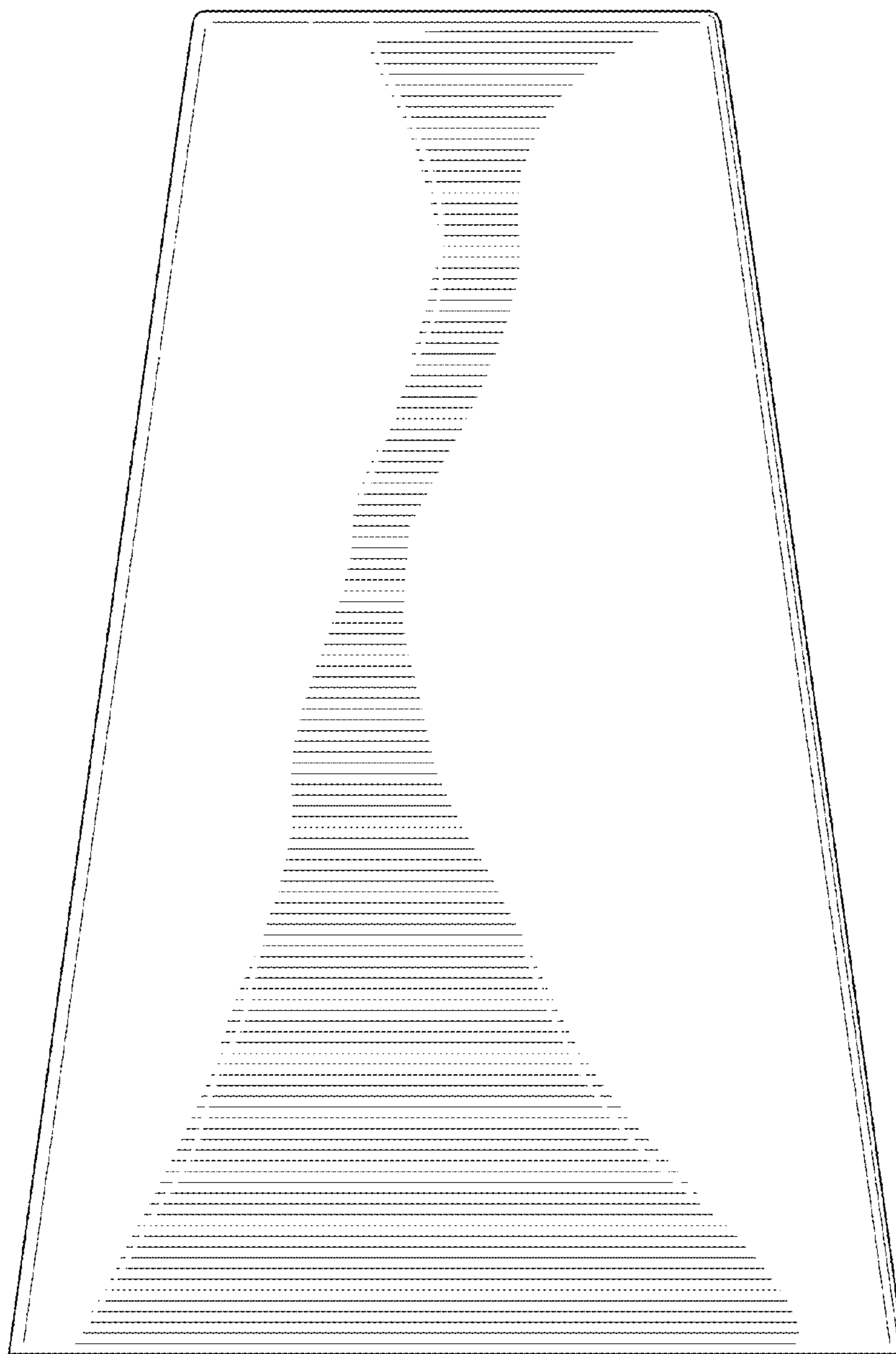


FIG. 5

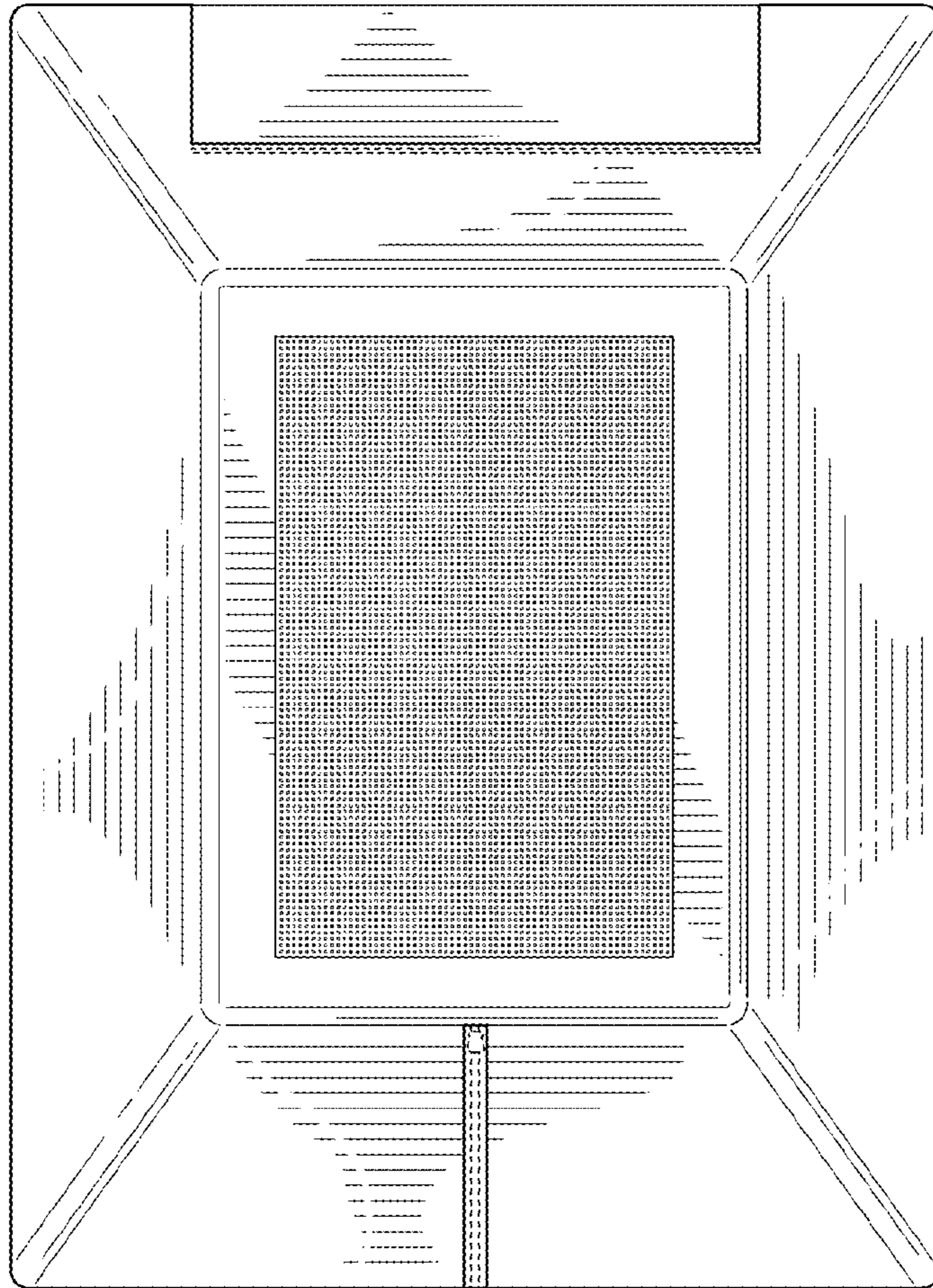


FIG. 6




FIG. 7