



US00D717384S

(12) **United States Design Patent**  
**Tatum**

(10) **Patent No.:** **US D717,384 S**

(45) **Date of Patent:** **\*\* \*Nov. 11, 2014**

(54) **ADJUSTABLE SPOT PUTTING DEVICE**

(71) Applicant: **Eugene Terry Tatum**, Bowling Green, KY (US)

(72) Inventor: **Eugene Terry Tatum**, Bowling Green, KY (US)

(\*) Notice: This patent is subject to a terminal disclaimer.

(\*\*) Term: **14 Years**

(21) Appl. No.: **29/462,388**

(22) Filed: **Aug. 2, 2013**

(51) **LOC (10) Cl.** ..... **21-02**

(52) **U.S. Cl.**  
USPC ..... **D21/791**

(58) **Field of Classification Search**  
USPC ..... D21/789-791, 700; 473/410-411,  
473/251-256, 268, 293, 150, 158  
See application file for complete search history.

(56) **References Cited**

**U.S. PATENT DOCUMENTS**

810,853 A \* 1/1906 Griswold ..... 473/410  
1,784,818 A \* 12/1930 Bump ..... 473/410

2,019,302 A \* 10/1935 Gibson ..... 473/410  
2,869,875 A \* 1/1959 Steenson ..... 473/170  
D273,803 S \* 5/1984 Johnson ..... D21/790  
D349,547 S \* 8/1994 Whittaker ..... D21/791  
D371,412 S \* 7/1996 Howard ..... D21/791  
D372,289 S \* 7/1996 Whittaker ..... D21/790  
D452,543 S \* 12/2001 Hiatt ..... D21/789  
D508,547 S \* 8/2005 Llewellyn ..... D21/791  
7,121,963 B2 \* 10/2006 Corbin et al. .... 473/410  
D536,404 S \* 2/2007 Lister ..... D21/791  
D569,470 S \* 5/2008 Lengsavat ..... D21/790  
D601,219 S \* 9/2009 Olson ..... D21/791  
D607,526 S \* 1/2010 Hofwegen et al. .... D21/790  
D667,069 S \* 9/2012 Dandrea ..... D21/791

\* cited by examiner

*Primary Examiner* — Mitchell Siegel

(74) *Attorney, Agent, or Firm* — Christina Chamberlain

(57) **CLAIM**

The ornamental design for adjustable spot putting device, as shown and described.

**DESCRIPTION**

FIG. 1 is a pictorial view of the present invention.

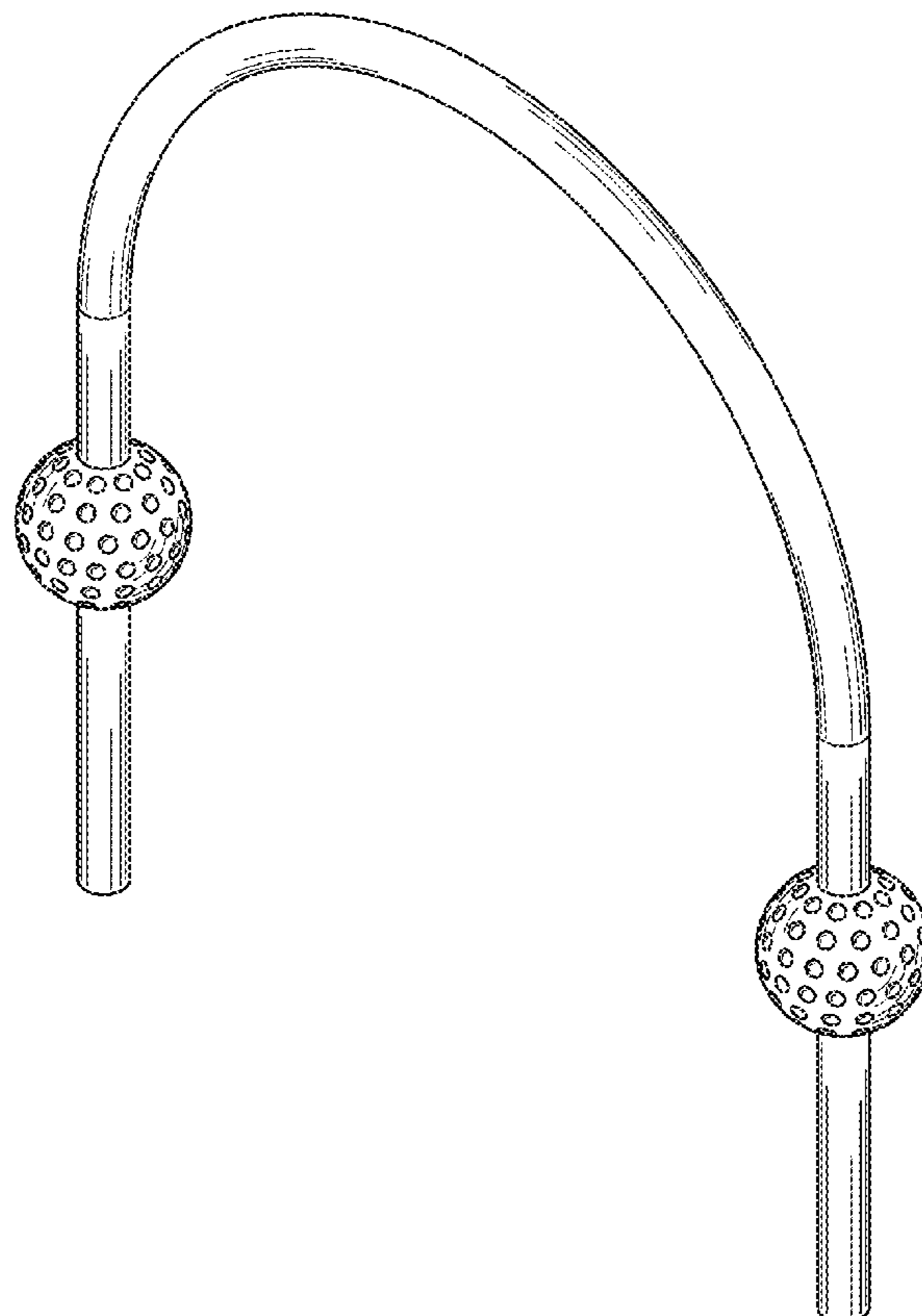
FIG. 2 is a front view of the present invention.

FIG. 3 is a side view of the present invention.

FIG. 4 is a top view of the present invention; and,

FIG. 5 is a bottom view of the present invention.

**1 Claim, 5 Drawing Sheets**



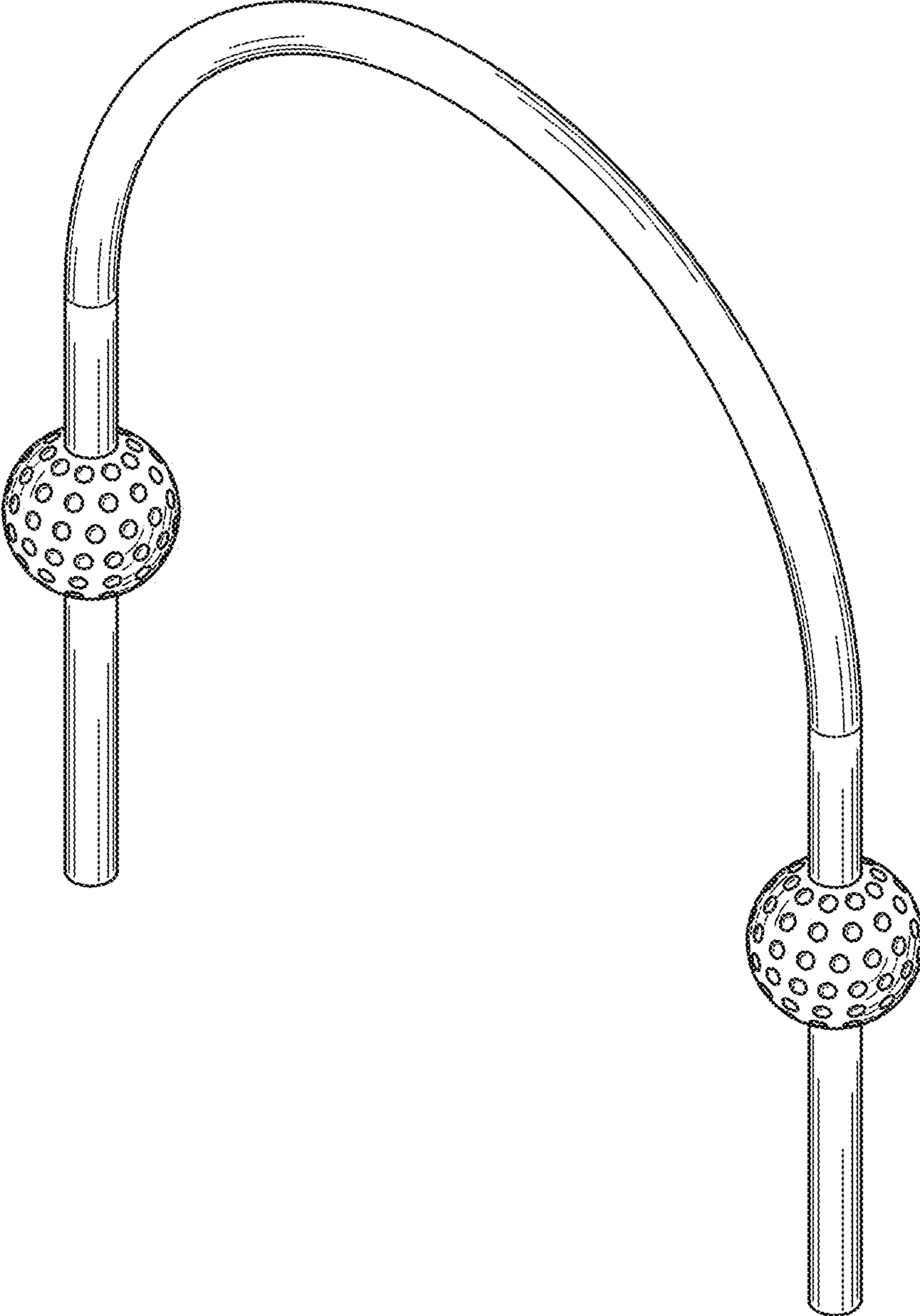


FIG. 1

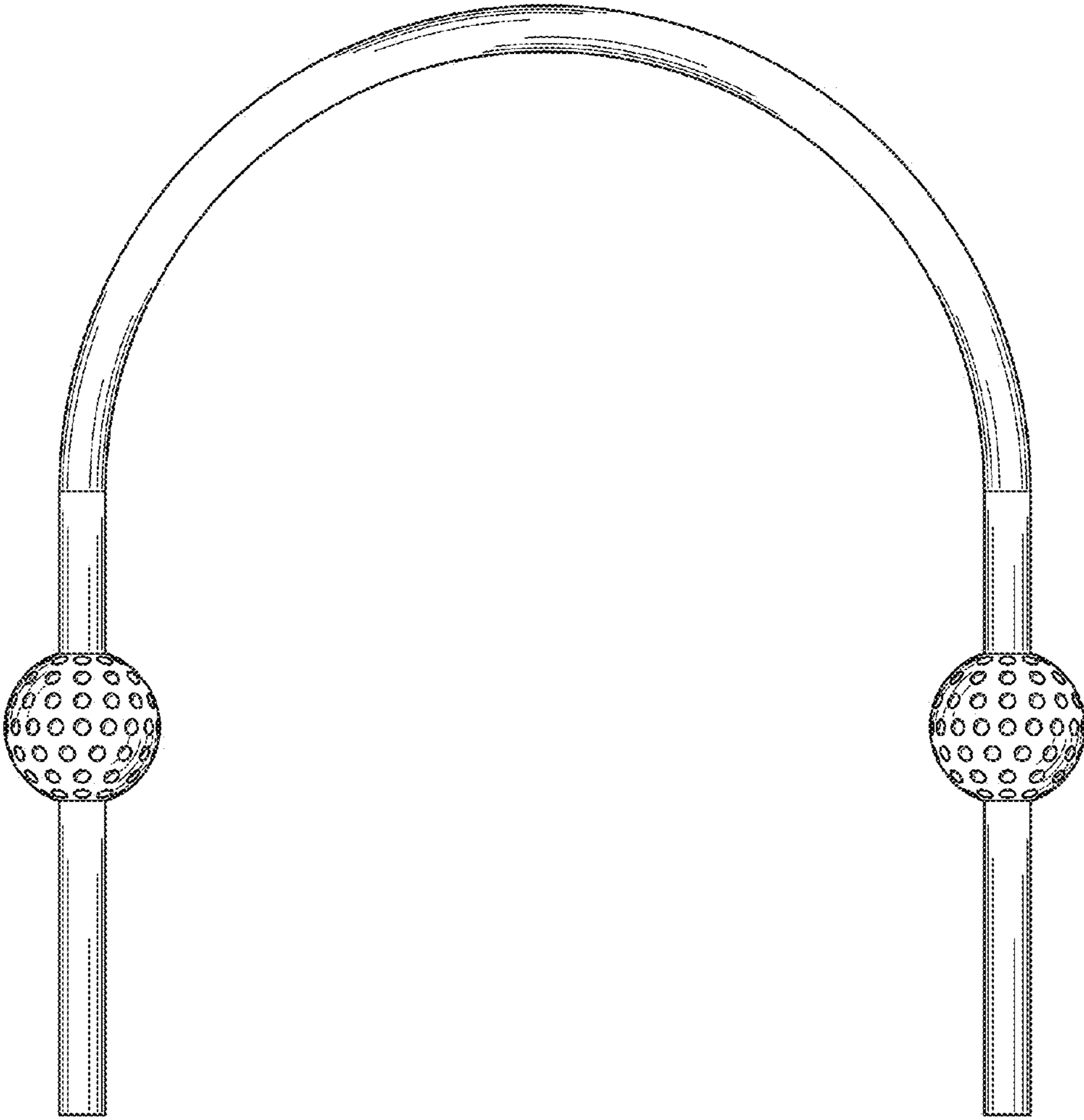


FIG. 2

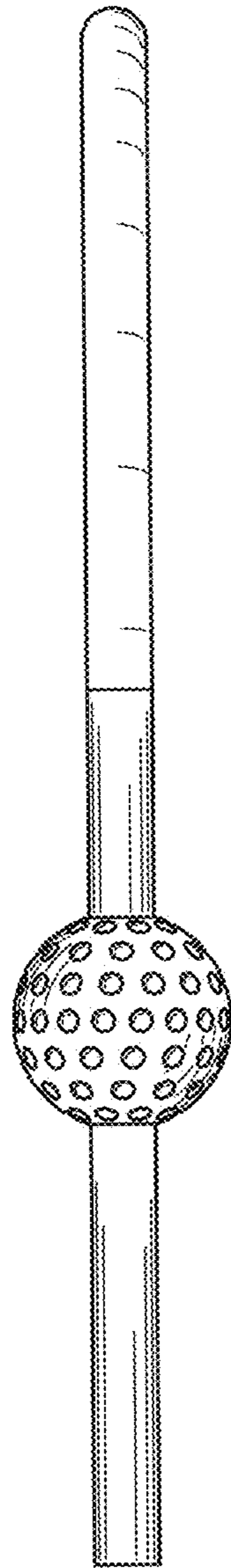


FIG. 3

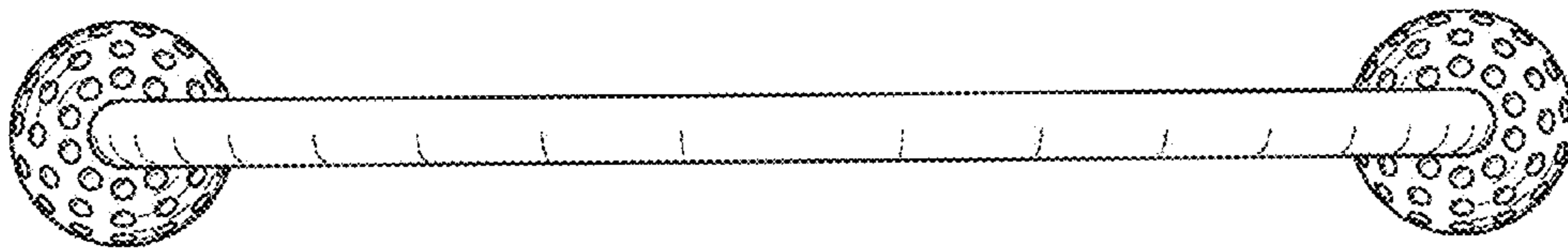


FIG. 4

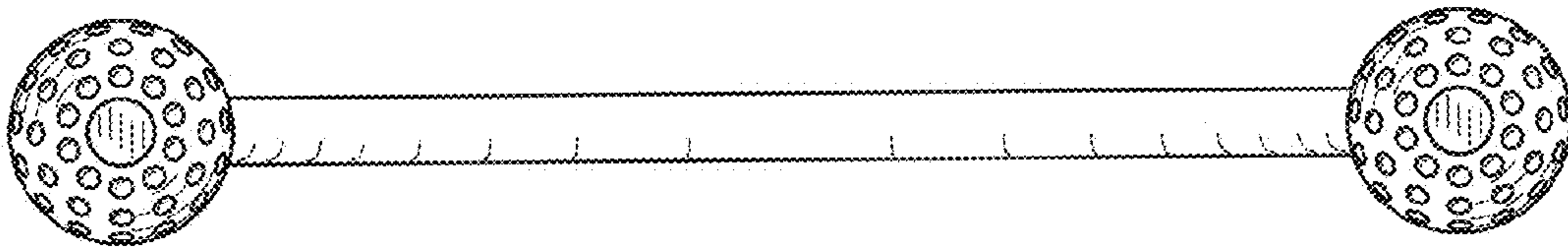


FIG. 5