

US00D717367S

(12) **United States Design Patent**  
**Kyser**

(10) **Patent No.:** **US D717,367 S**

(45) **Date of Patent:** **\*\* \*Nov. 11, 2014**

(54) **CAPO**

7,939,736 B2 \* 5/2011 Campling ..... 84/315  
2007/0143929 A1 \* 6/2007 Selin ..... 7/151  
2011/0036229 A1 \* 2/2011 Chen ..... 84/318

(76) Inventor: **Horace Milton Kyser**, Kaufman, TX  
(US)

FOREIGN PATENT DOCUMENTS

(\* ) Notice: This patent is subject to a terminal disclaimer.

JP 2010145998 A \* 7/2010

(\*\*) Term: **14 Years**

OTHER PUBLICATIONS

(21) Appl. No.: **29/410,051**

Rakuten Global Market. [http://global.rakuten.com/en/store/chuya-online/item/28082/?s-id=borderless\\_recommend\\_item\\_en](http://global.rakuten.com/en/store/chuya-online/item/28082/?s-id=borderless_recommend_item_en). Date Unknown: Copyright © 1997-2013. "Kyser KG6R/Quick-Change Capo Red".\*

(22) Filed: **Jan. 3, 2012**

(51) **LOC (10) Cl.** ..... **17-03**

\* cited by examiner

(52) **U.S. Cl.**

USPC ..... **D17/20**

(58) **Field of Classification Search**

USPC ..... D17/20, 21, 99; 84/312 R, 317, 318, 84/454, 455, 200-209

*Primary Examiner* — Rashida Johnson

(74) *Attorney, Agent, or Firm* — John K. Buche; Buche & Associates, P.C.

See application file for complete search history.

(57) **CLAIM**

The ornamental design for a capo, as shown.

(56) **References Cited**

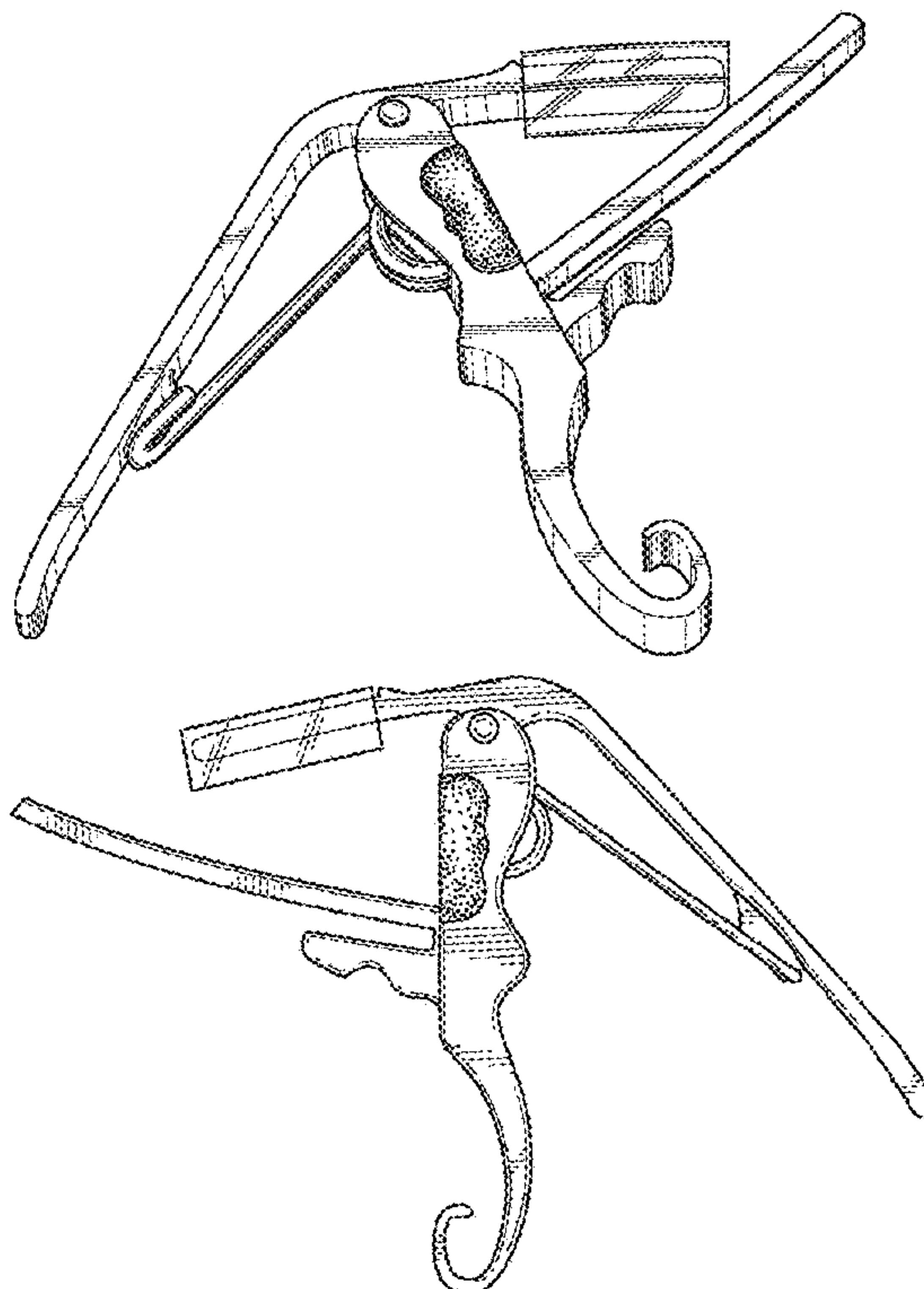
U.S. PATENT DOCUMENTS

4,143,576 A	3/1979	Nichols et al.	
4,583,440 A	4/1986	Powell, Jr.	
D365,118 S	12/1995	Kyser	
D372,259 S	7/1996	Kyser	
D378,825 S *	4/1997	Dunlop	D17/20
6,008,441 A *	12/1999	Steinberger	84/318
D521,048 S *	5/2006	Steinberger	D17/20
D533,211 S	12/2006	Kyser	
D573,173 S *	7/2008	Jackson	D17/20
D573,629 S *	7/2008	Steinberger	D17/20
D585,479 S *	1/2009	Campling	D17/20
7,511,208 B1	3/2009	Kyser	

**DESCRIPTION**

FIG. 1 is a front perspective view of a capo showing my new design;  
FIG. 2 is a side view thereof;  
FIG. 3 is an opposite side view thereof;  
FIG. 4 is a bottom view thereof;  
FIG. 5 is a top view thereof;  
FIG. 6 is a rear view thereof; and,  
FIG. 7 is a front view thereof.

**1 Claim, 3 Drawing Sheets**



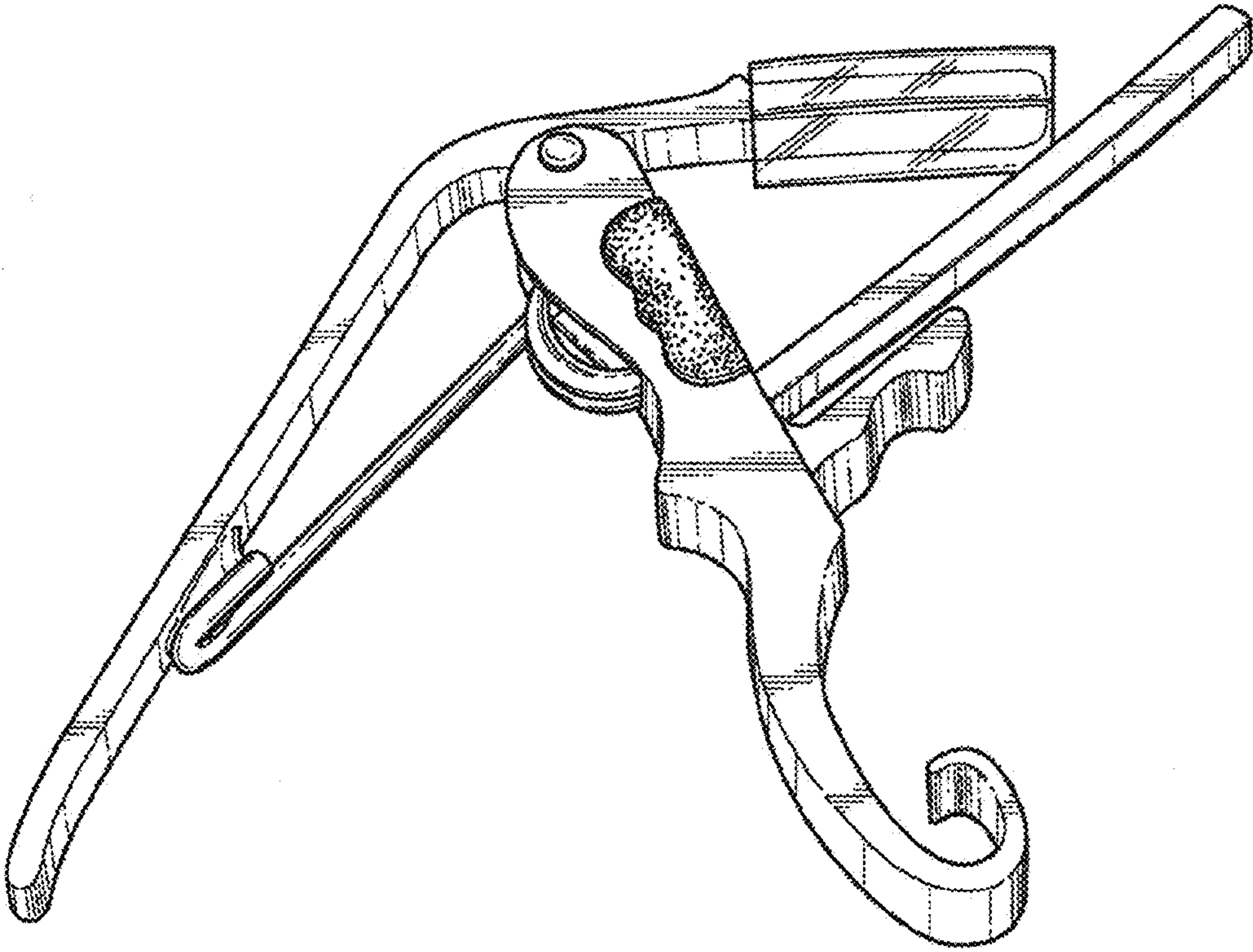


FIG. 1

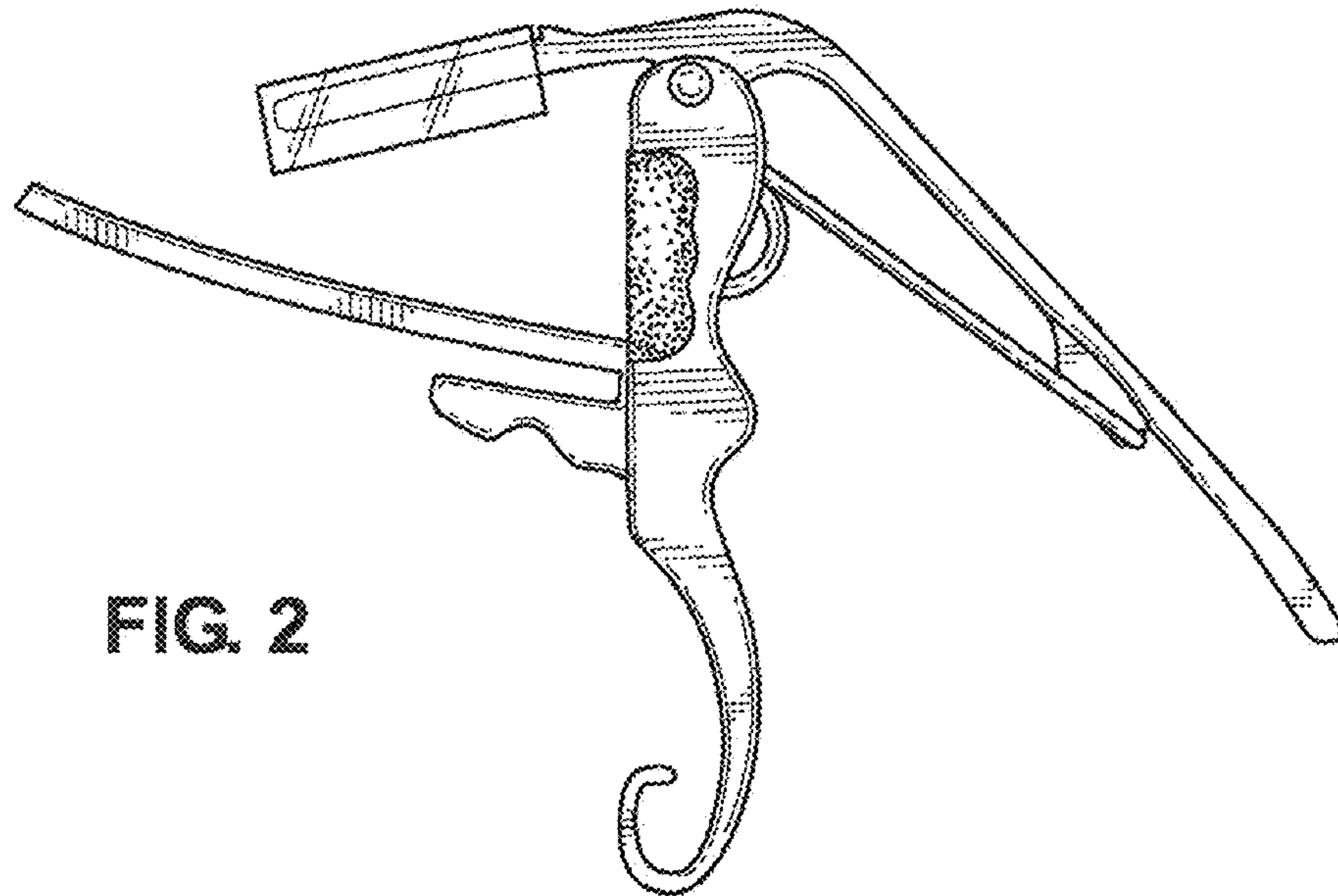


FIG. 2

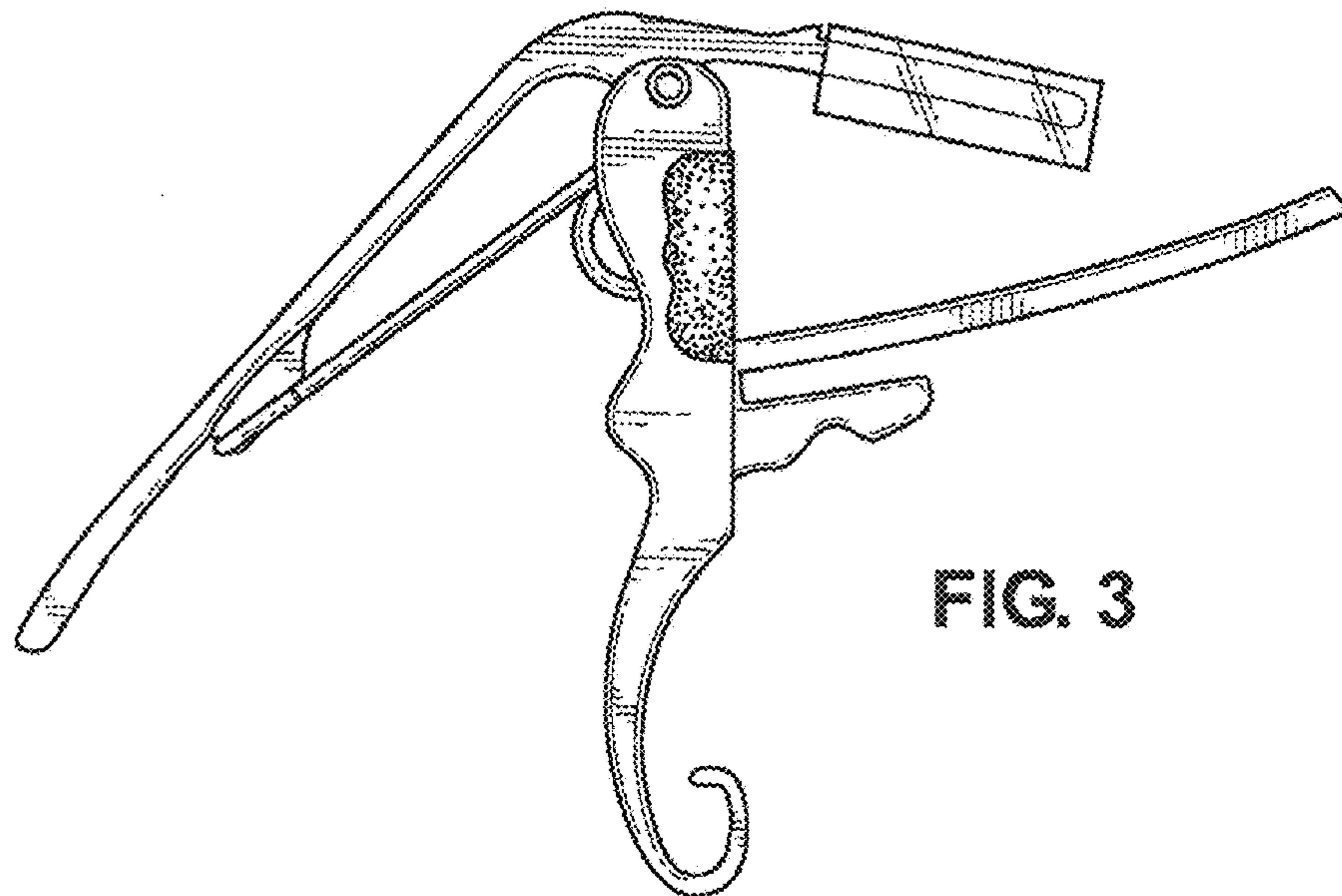


FIG. 3

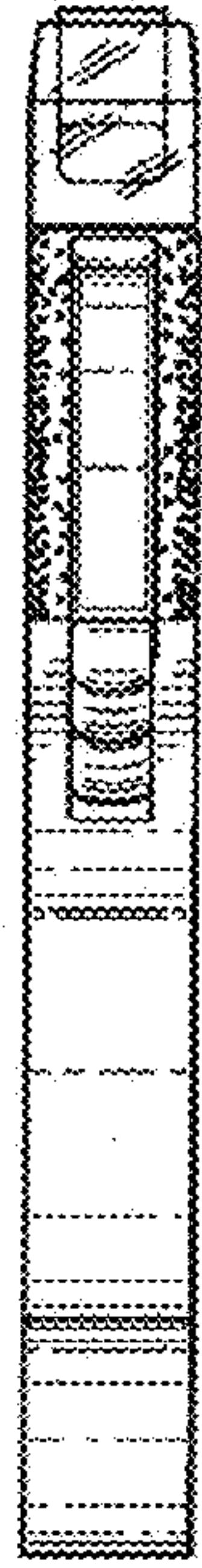


FIG. 4



FIG. 5



FIG. 6



FIG. 7