



US00D717348S

(12) **United States Design Patent**
Seo et al.

(10) **Patent No.:** **US D717,348 S**
(45) **Date of Patent:** **** Nov. 11, 2014**

(54) **SHELF FOR REFRIGERATOR**
(71) Applicant: **LG Electronics Inc.**, Seoul (KR)
(72) Inventors: **Woonkyu Seo**, Seoul (KR); **Seonkyu Kim**, Seoul (KR); **Soomin Seo**, Seoul (KR); **Daesung Lee**, Gwangmyeong-si (KR)
(73) Assignee: **LG Electronics Inc.**, Seoul (KR)
(**) Term: **14 Years**
(21) Appl. No.: **29/451,958**
(22) Filed: **Apr. 10, 2013**

D591,315 S * 4/2009 Baacke et al. D15/89
D607,021 S * 12/2009 Baacke et al. D15/89
D661,325 S * 6/2012 Yang et al. D15/89
D689,532 S * 9/2013 Van et al. D15/89
D692,034 S * 10/2013 Seo et al. D15/89
D694,288 S * 11/2013 Hottmann et al. D15/89
D694,289 S * 11/2013 Hottmann et al. D15/89
D695,796 S * 12/2013 Lee et al. D15/89

* cited by examiner

Primary Examiner — Thomas Johannes
Assistant Examiner — Khawaja Anwar
(74) *Attorney, Agent, or Firm* — Birch, Stewart, Kolasch & Birch, LLP

(30) **Foreign Application Priority Data**
Oct. 11, 2012 (KR) 30-2012-0048444
(51) **LOC (10) Cl.** **15-07**
(52) **U.S. Cl.**
USPC **D15/89**
(58) **Field of Classification Search**
USPC D15/79–89, 91; 62/3.6, 125, 126, 187,
62/246–255, 441–445; 312/116, 138.1,
312/236, 321.5, 330.1, 400–409, 351,
312/139.2, 128.3; 211/153, 90.02
See application file for complete search history.

(57) **CLAIM**
The ornamental design for a shelf for refrigerator, shown and described.

(56) **References Cited**
U.S. PATENT DOCUMENTS
2,065,116 A * 12/1936 Constantine et al. 108/26
D344,739 S * 3/1994 Edman et al. D15/89
D490,091 S * 5/2004 Quinlan D15/89
D590,424 S * 4/2009 Baacke et al. D15/89
D591,314 S * 4/2009 Baacke et al. D15/89

DESCRIPTION
FIG. 1 is a perspective view of a shelf for refrigerator showing our new design;
FIG. 2 is a front view thereof;
FIG. 3 is a rear view thereof;
FIG. 4 is a left side view thereof;
FIG. 5 is a right side view thereof;
FIG. 6 is a top plan view thereof;
FIG. 7 is a bottom plan view thereof;
FIG. 8 is a reference perspective view thereof showing the claimed article in a folded position; and,
FIG. 9 is a reference perspective view thereof showing the claimed article installed in an unclaimed environment.
The broken lines in the drawings show unclaimed subject matter only and form no part of the claimed design.

1 Claim, 7 Drawing Sheets

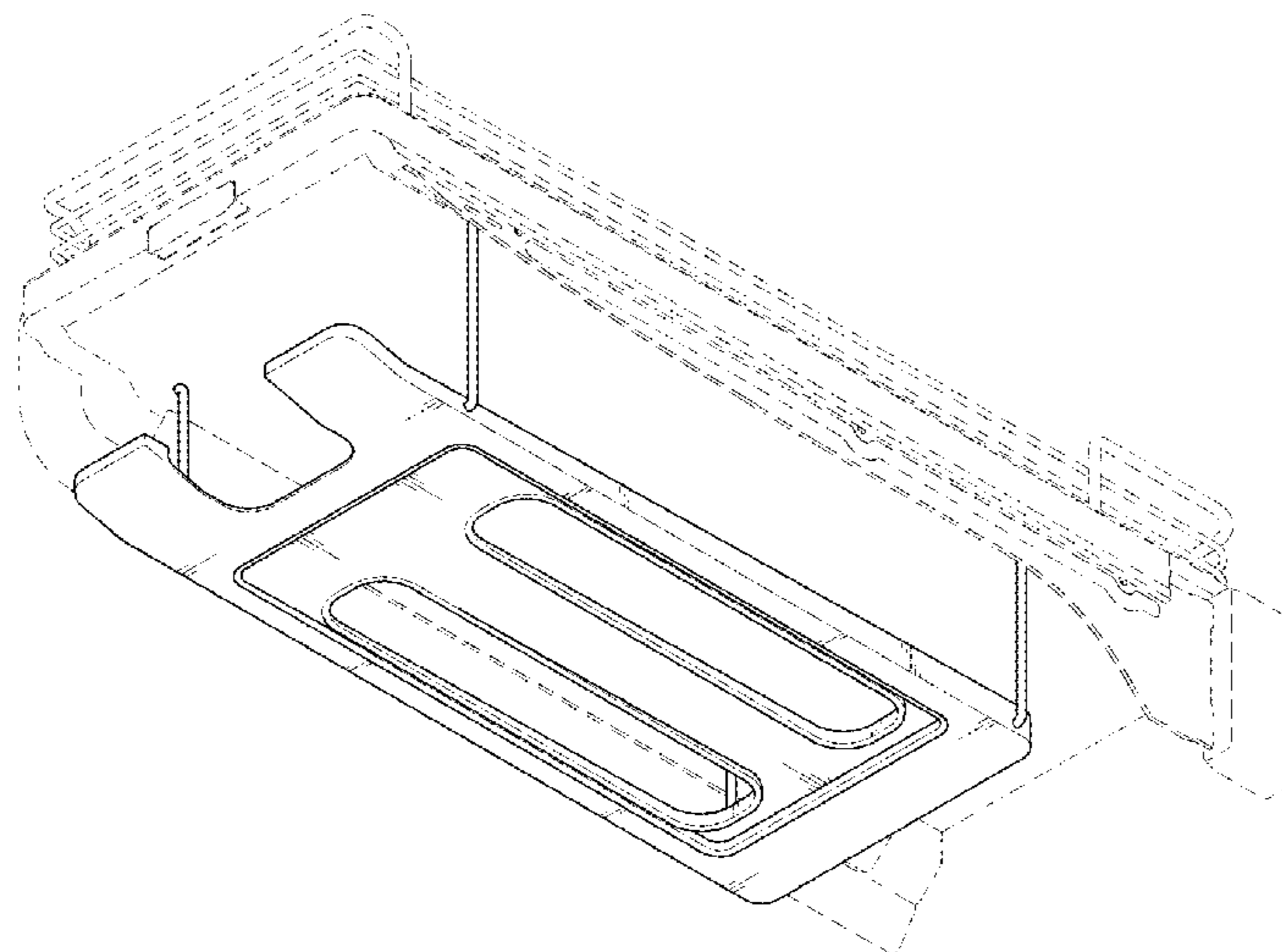


FIG. 1

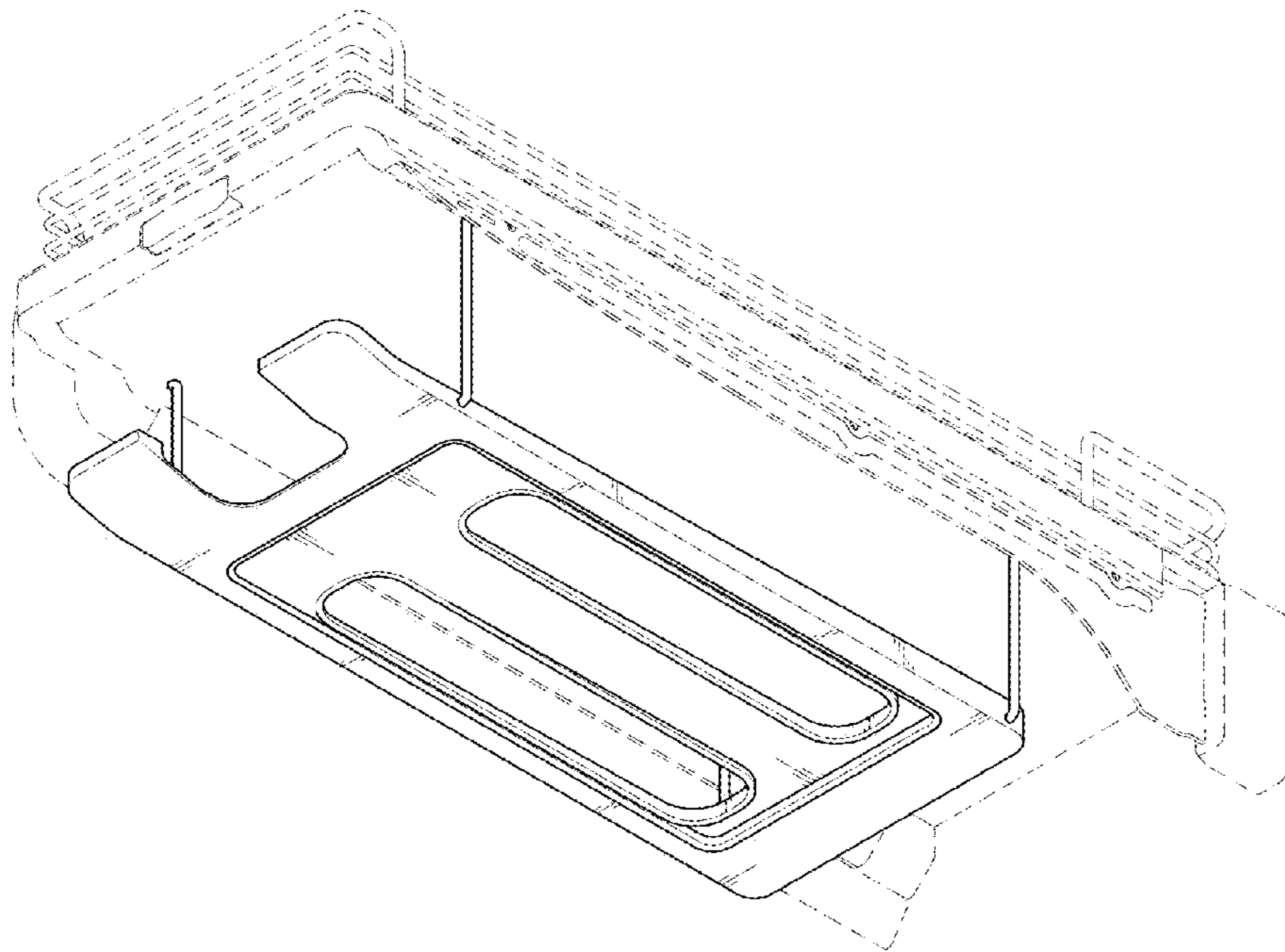


FIG. 2

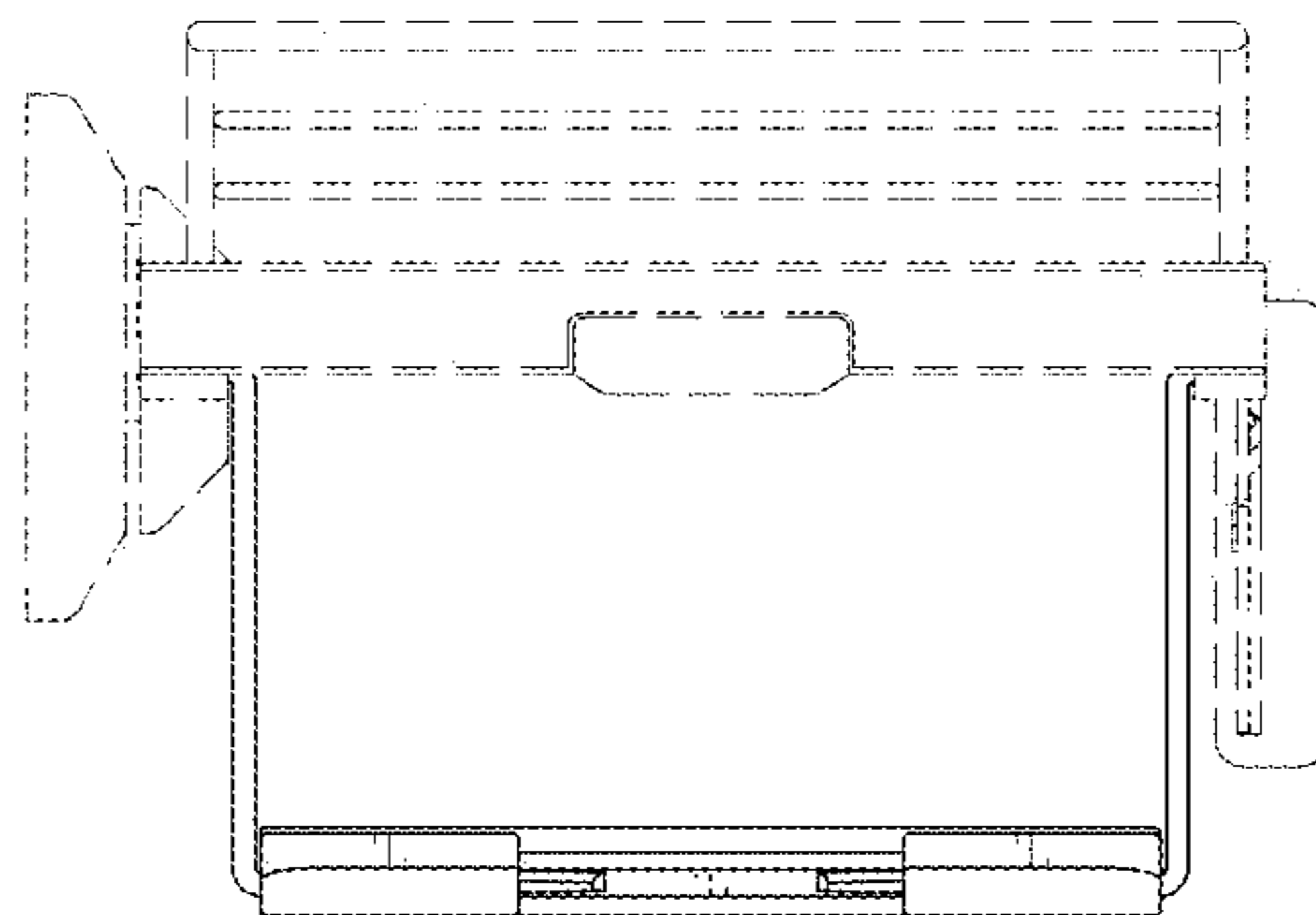


FIG. 3

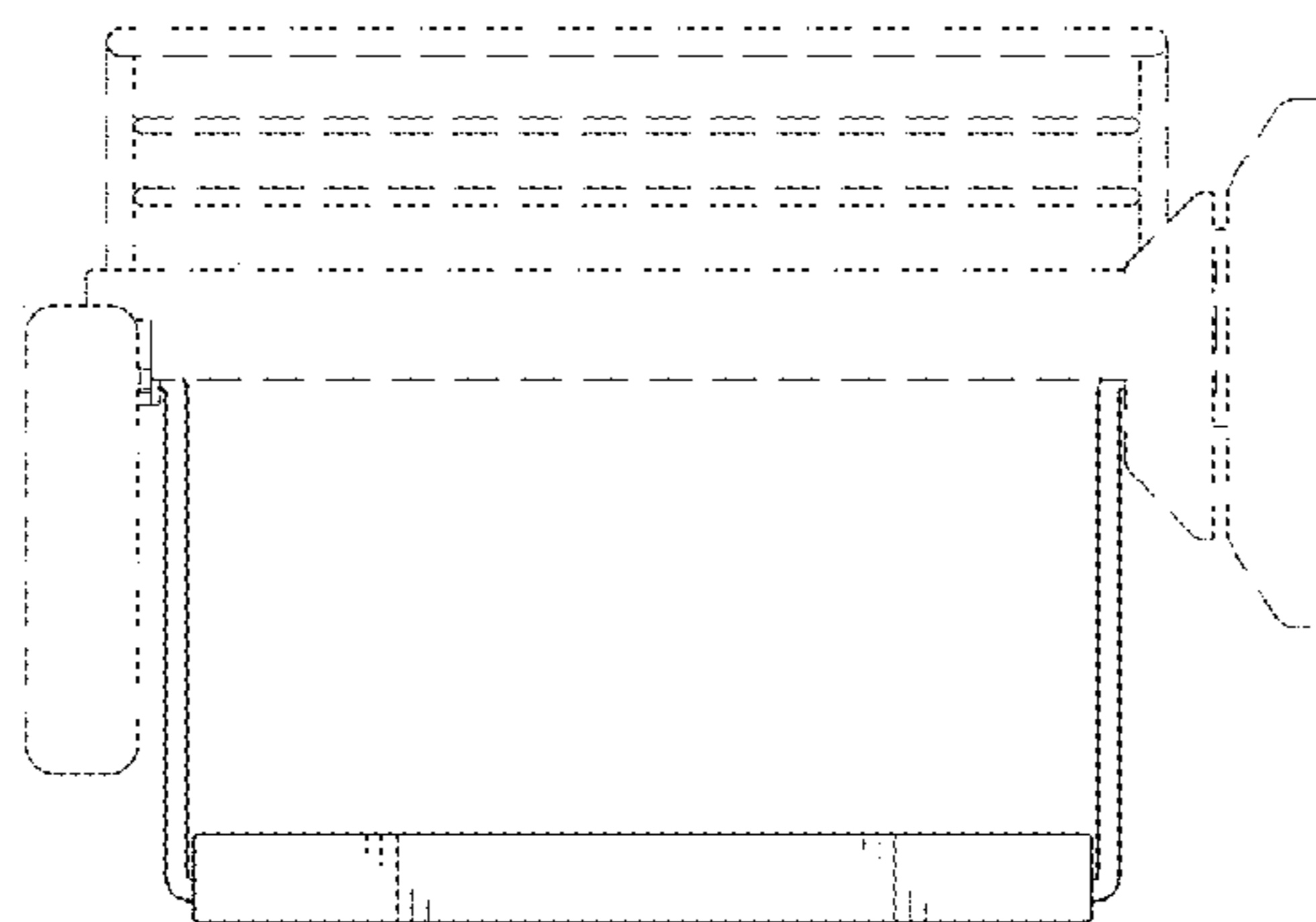


FIG. 4

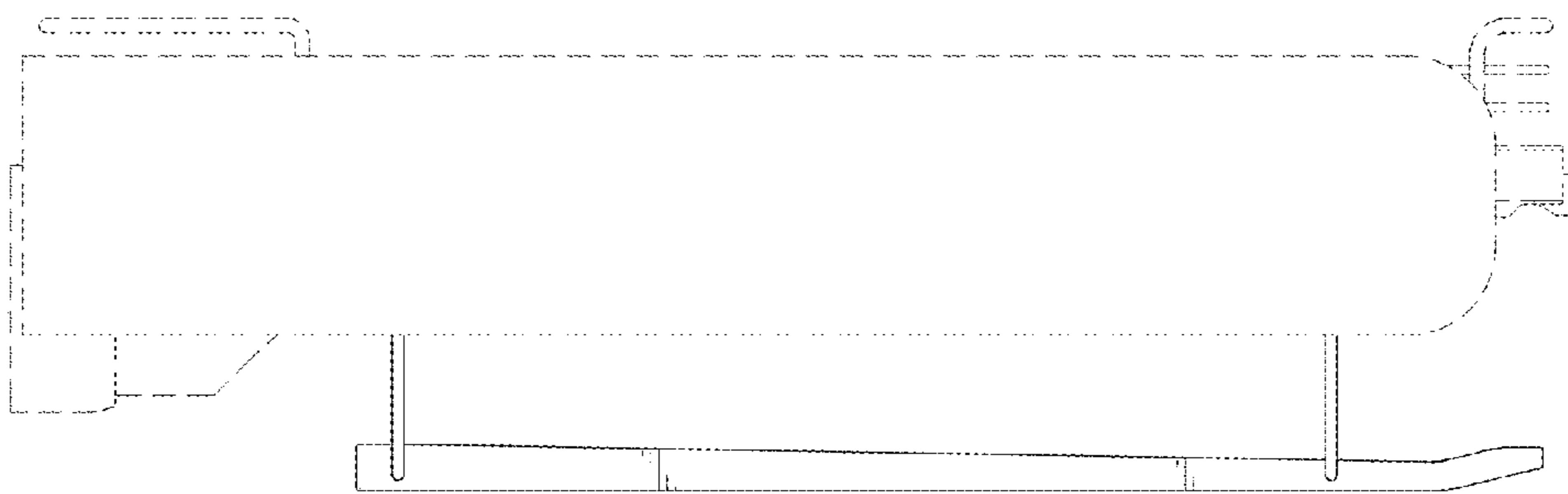


FIG. 5




FIG. 6



FIG. 7

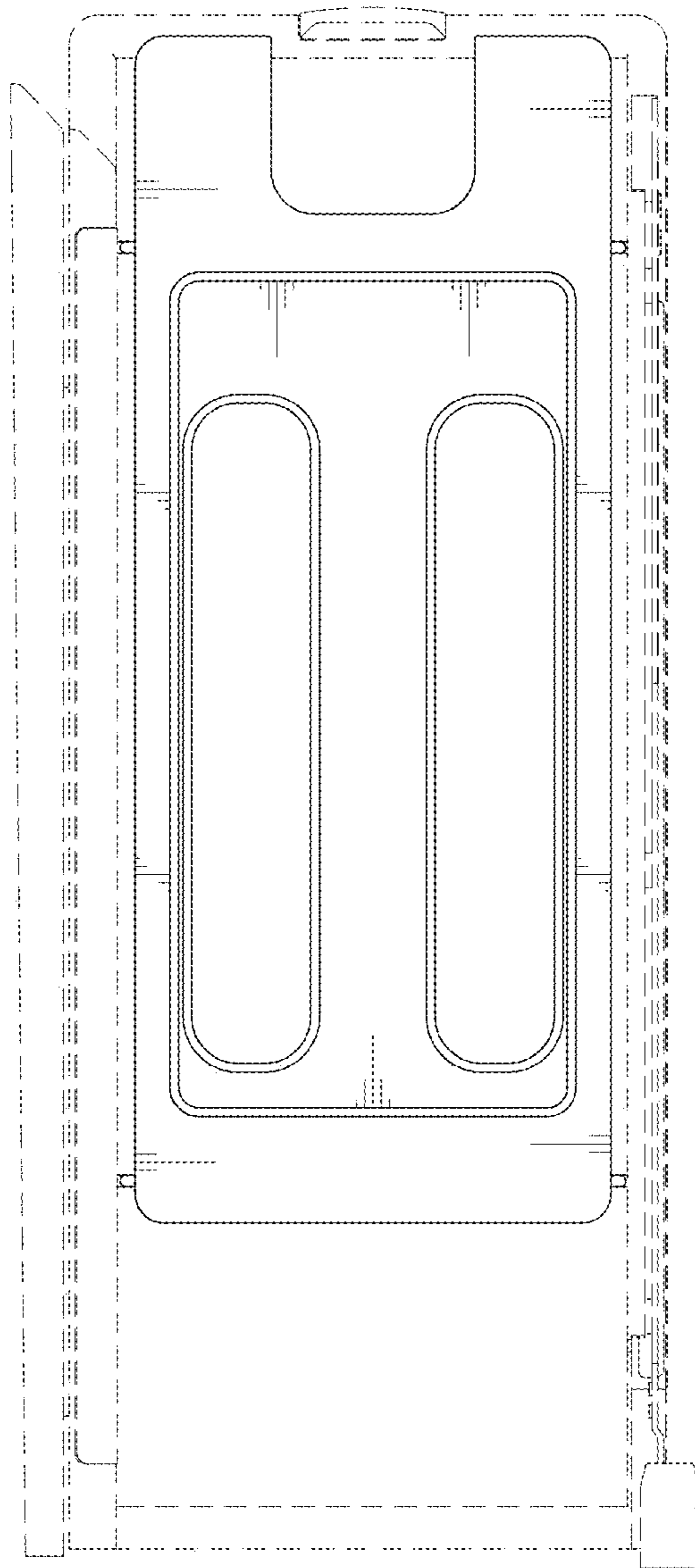


FIG. 8

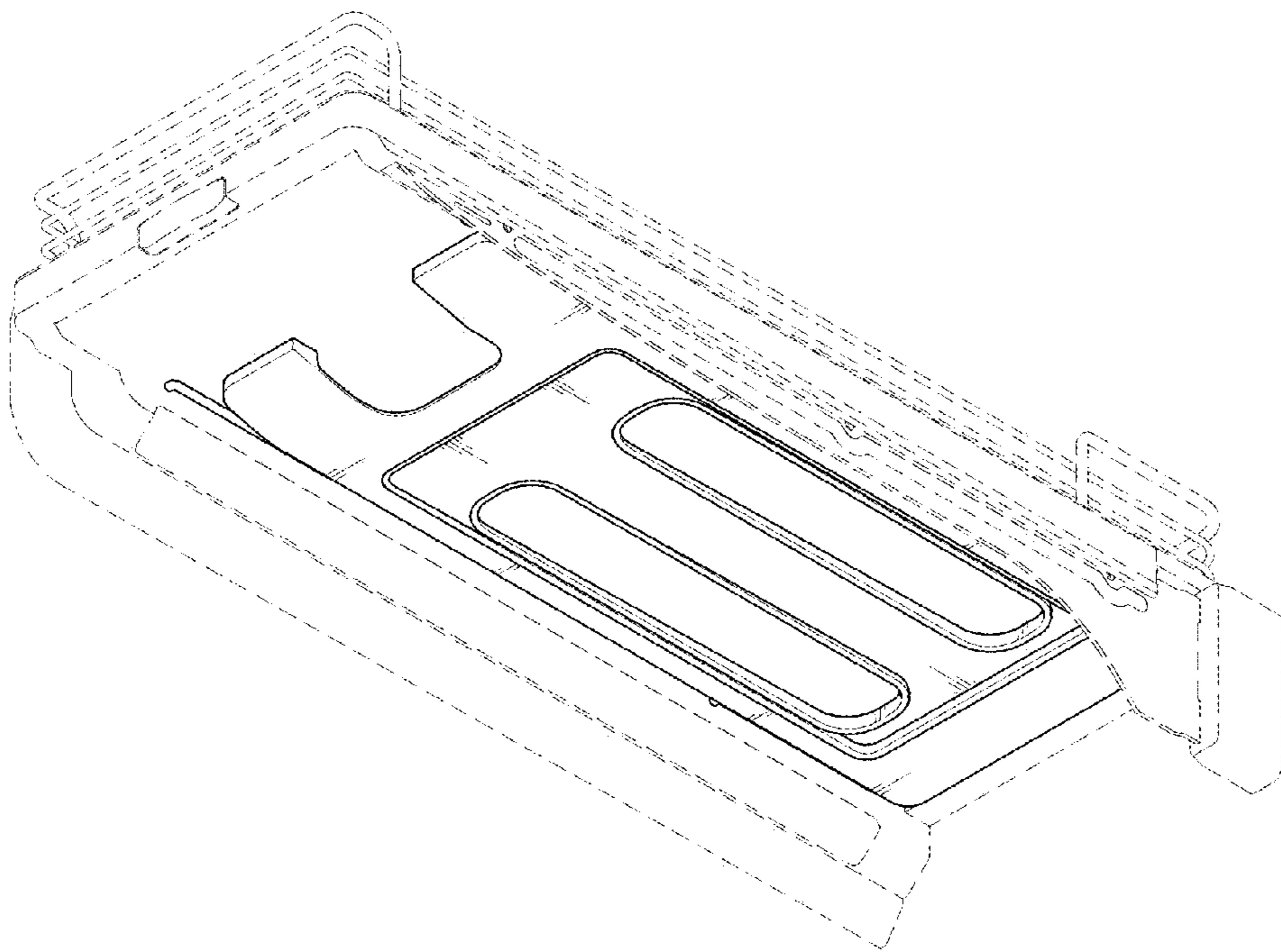


FIG. 9

