

US00D717336S

(12) **United States Design Patent**  
**Lacour et al.**

(10) **Patent No.:** **US D717,336 S**  
(45) **Date of Patent:** **\*\* Nov. 11, 2014**

(54) **DISPLAY SCREEN WITH AN ANIMATED GRAPHICAL USER INTERFACE**

(71) Applicant: **Cisco Technology, Inc.**, San Jose, CA (US)

(72) Inventors: **Oliver Lacour**, Paris (FR); **Bérangère Lallemand**, Paris (FR)

(73) Assignee: **Cisco Technology, Inc.**, San Jose, CA (US)

(\*\*) Term: **14 Years**

(21) Appl. No.: **29/446,255**

(22) Filed: **Feb. 21, 2013**

(51) **LOC (10) Cl.** ..... **14-04**

(52) **U.S. Cl.**  
USPC ..... **D14/487**

(58) **Field of Classification Search**  
USPC ..... D14/485, 486, 487, 488, 489, 490, 491, D14/492, 493; 715/810, 835, 836, 837, 839, 715/840, 846, 847; D20/11

See application file for complete search history.

(56) **References Cited**

**U.S. PATENT DOCUMENTS**

D296,339	S	*	6/1988	Wells-Papanek et al.	...	D14/487
D398,299	S	*	9/1998	Ballay et al.	.....	D14/488
5,880,733	A	*	3/1999	Horvitz et al.	.....	715/850
D453,938	S	*	2/2002	Graham	.....	D14/489
D459,361	S	*	6/2002	Inagaki	.....	D14/486
D531,635	S	*	11/2006	Hoefnagels et al.	.....	D14/485
D555,662	S	*	11/2007	Nagata et al.	.....	D14/487
D555,664	S	*	11/2007	Nagata et al.	.....	D14/488
D558,778	S	*	1/2008	Okaro et al.	.....	D14/487
D599,364	S	*	9/2009	Mays	.....	D14/485
D599,367	S	*	9/2009	Mays et al.	.....	D14/485
D599,806	S	*	9/2009	Brown et al.	.....	D14/485
D603,415	S	*	11/2009	Lin et al.	.....	D14/485
D609,715	S	*	2/2010	Chaudhri	.....	D14/486
D624,927	S	*	10/2010	Allen et al.	.....	D14/486
D638,432	S	*	5/2011	Flik et al.	.....	D14/486
D638,853	S	*	5/2011	Brinda	.....	D14/488
D648,347	S	*	11/2011	Chaudhri	.....	D14/488

D661,702	S	*	6/2012	Asai et al.	.....	D14/488
D665,396	S	*	8/2012	Williams et al.	.....	D14/486
D668,260	S	*	10/2012	Arnold et al.	.....	D14/488
D682,842	S	*	5/2013	Kurata et al.	.....	D14/485
D685,817	S	*	7/2013	Kunieda et al.	.....	D14/487
D686,234	S	*	7/2013	Vassigh et al.	.....	D14/486
D691,173	S	*	10/2013	Bates et al.	.....	D14/488
D692,443	S	*	10/2013	Lee et al.	.....	D14/486
D693,359	S	*	11/2013	Gardner et al.	.....	D14/486
D698,813	S	*	2/2014	Brown	.....	D14/488
D698,819	S	*	2/2014	Gardner et al.	.....	D14/491
D701,527	S	*	3/2014	Brinda et al.	.....	D14/488
D701,528	S	*	3/2014	Brinda et al.	.....	D14/488
D701,875	S	*	4/2014	d'Amore et al.	.....	D14/487
D701,876	S	*	4/2014	d'Amore et al.	.....	D14/487
D709,516	S	*	7/2014	Nakada	.....	D14/486
2006/0109283	A1	*	5/2006	Shipman et al.	.....	345/629
2006/0214953	A1	*	9/2006	Crew et al.	.....	345/660
2007/0240079	A1	*	10/2007	Flynt et al.	.....	715/810
2008/0062141	A1	*	3/2008	Chandhri	.....	345/173
2008/0155475	A1	*	6/2008	Duhig	.....	715/830
2010/0325568	A1	*	12/2010	Pedersen et al.	.....	715/765

\* cited by examiner

*Primary Examiner* — Cynthia Underwood

(74) *Attorney, Agent, or Firm* — Husch Blackwell LLP

(57) **CLAIM**

The ornamental design for a display screen with an animated graphical user interface, as shown and described.

**DESCRIPTION**

FIG. 1 is a first embodiment showing a front view of the first image in a sequence for a display screen with an animated graphical user interface.

FIG. 2 is a front view of the second image in the same sequence as FIG. 1.

FIG. 3 is a front view of the third image in the same sequence as FIG. 1.

FIG. 4 is a front view of the fourth image in the same sequence as FIG. 1.

FIG. 5 is a front view of the fifth image in the same sequence as FIG. 1.

FIG. 6 is a front view of the sixth image in the same sequence as FIG. 1.

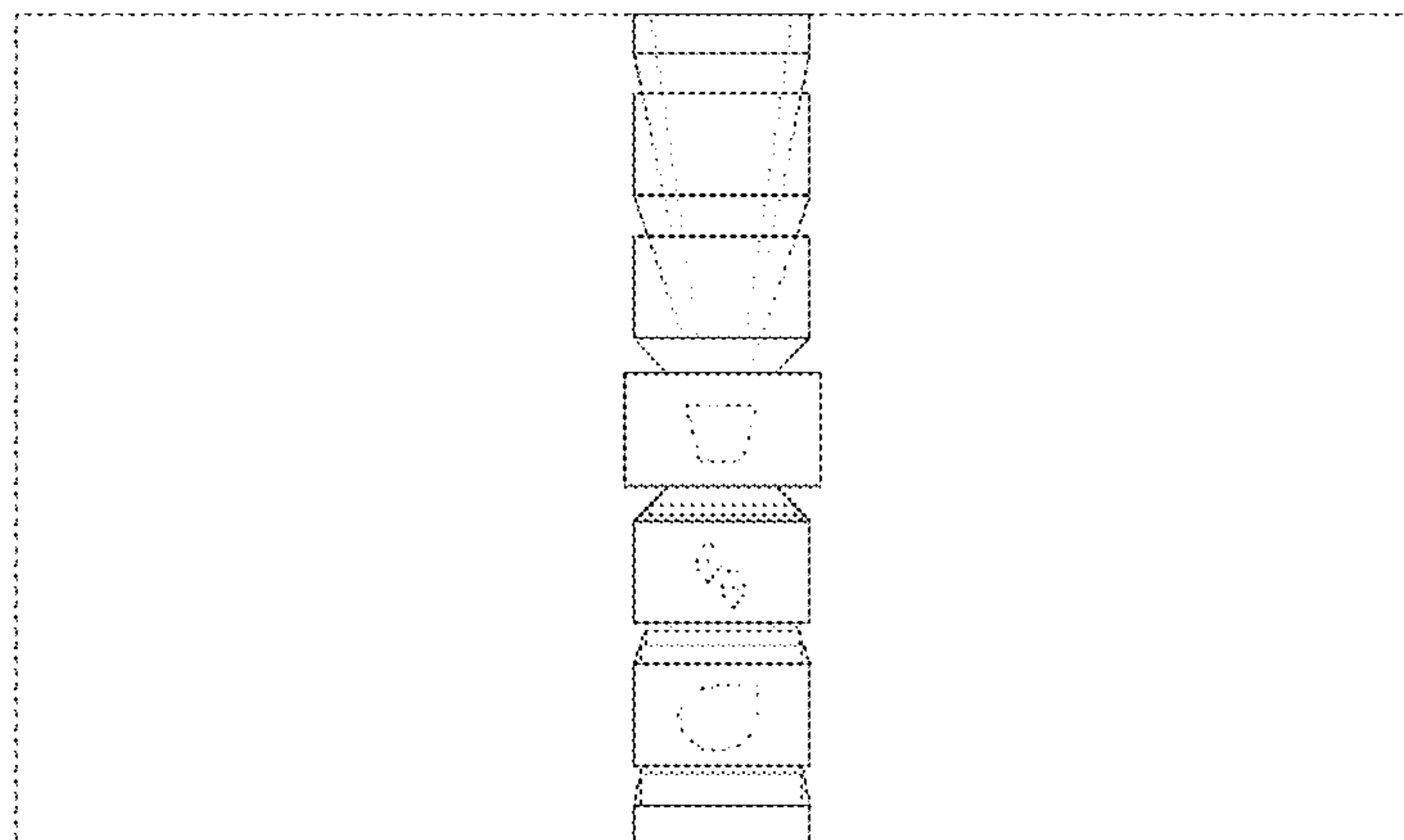


FIG. 6 is a second embodiment showing a front view of the first image in another sequence for a display screen with an animated graphical user interface.

FIG. 7 is a front view of the second image in the same sequence as FIG. 6.

FIG. 8 is a front view of the third image in the same sequence as FIG. 6.

FIG. 9 is a front view of the fourth image in the same sequence as FIG. 6.

FIG. 10 is a front view of the fifth image in the same sequence as FIG. 6.

FIG. 11 is a front view of the sixth image in the same sequence as FIG. 6.

FIG. 11 is a third embodiment showing a front view of the first image in another sequence for a display screen with an animated graphical user interface.

FIG. 10 is a front view of the second image in the same sequence as FIG. 11.

FIG. 9 is a front view of the third image in the same sequence as FIG. 11.

FIG. 8 is a front view of the fourth image in the same sequence as FIG. 11.

FIG. 7 is a front view of the fifth image in the same sequence as FIG. 11.

FIG. 6 is a front view of the sixth image in the same sequence as FIG. 11.

FIG. 6 is a fourth embodiment showing a front view of the first image in another sequence for a display screen with an animated graphical user interface.

FIG. 5 is a front view of the second image in the same sequence as FIG. 6.

FIG. 4 is a front view of the third image in the same sequence as FIG. 6.

FIG. 3 is a front view of the fourth image in the same sequence as FIG. 6.

FIG. 2 is a front view of the fifth image in the same sequence as FIG. 6; and,

FIG. 1 is a front view of the sixth image in the same sequence as FIG. 6.

The broken lines in the figures, both the broken lines of the border showing the remainder of the display screen and the icons in broken lines, illustrate unclaimed environment and form no part of the claimed design.

The appearance of the animated graphical user interface sequentially transitions between the images shown in FIGS. 1 through 6 in one embodiment of the new design, sequentially transitions between the images shown in FIGS. 6 through 11 in a second embodiment of the new design, sequentially transitions between images shown in FIGS. 11 through 6 in a third embodiment of the new design, and sequentially transitions between images shown in FIGS. 6 through 1 in a fourth embodiment of the new design. No ornamental aspects are associated with the process or period in which one image transitions to another image.

**1 Claim, 11 Drawing Sheets**




FIG. 1

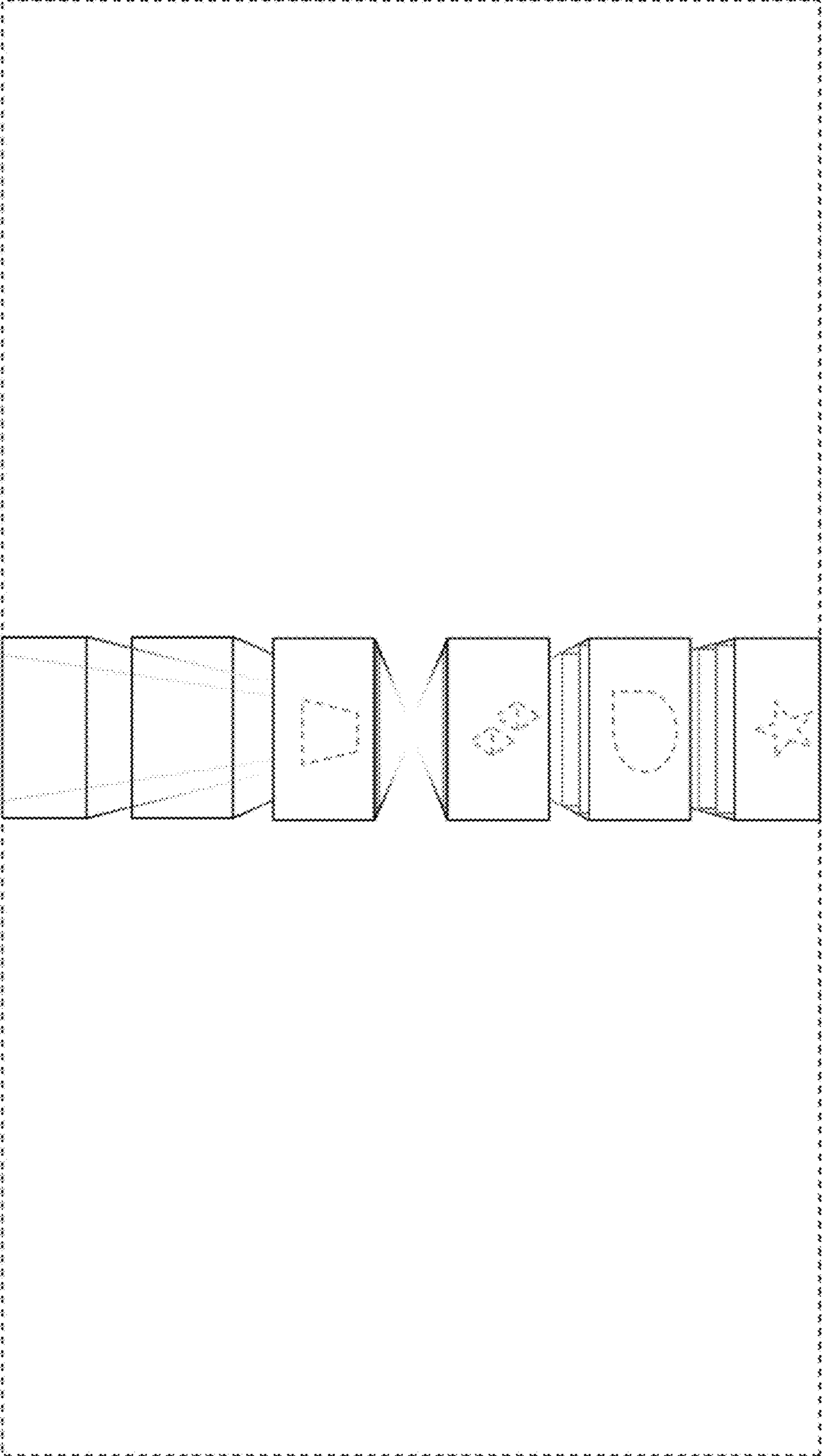


FIG. 2






FIG. 3

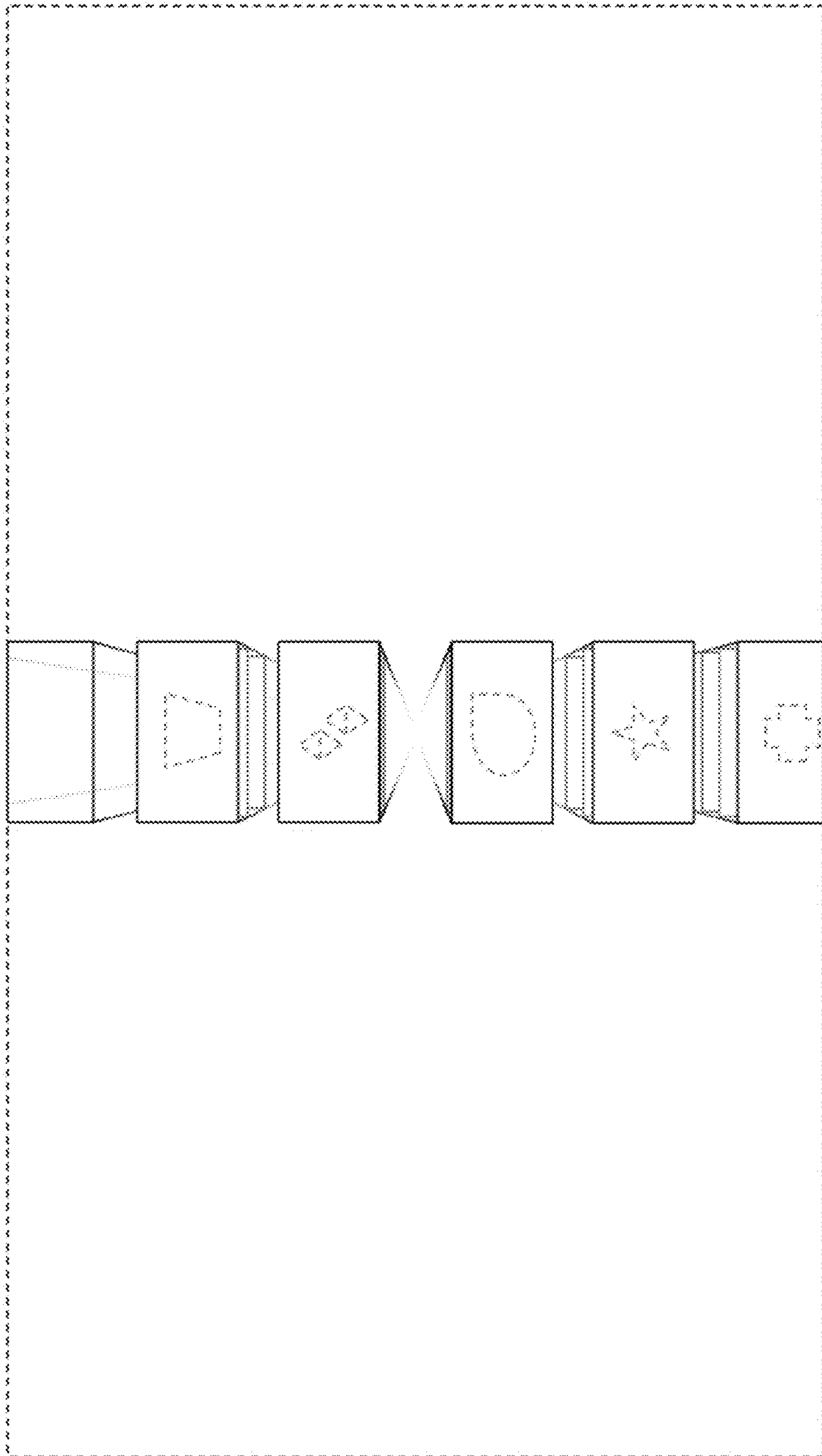


FIG. 4

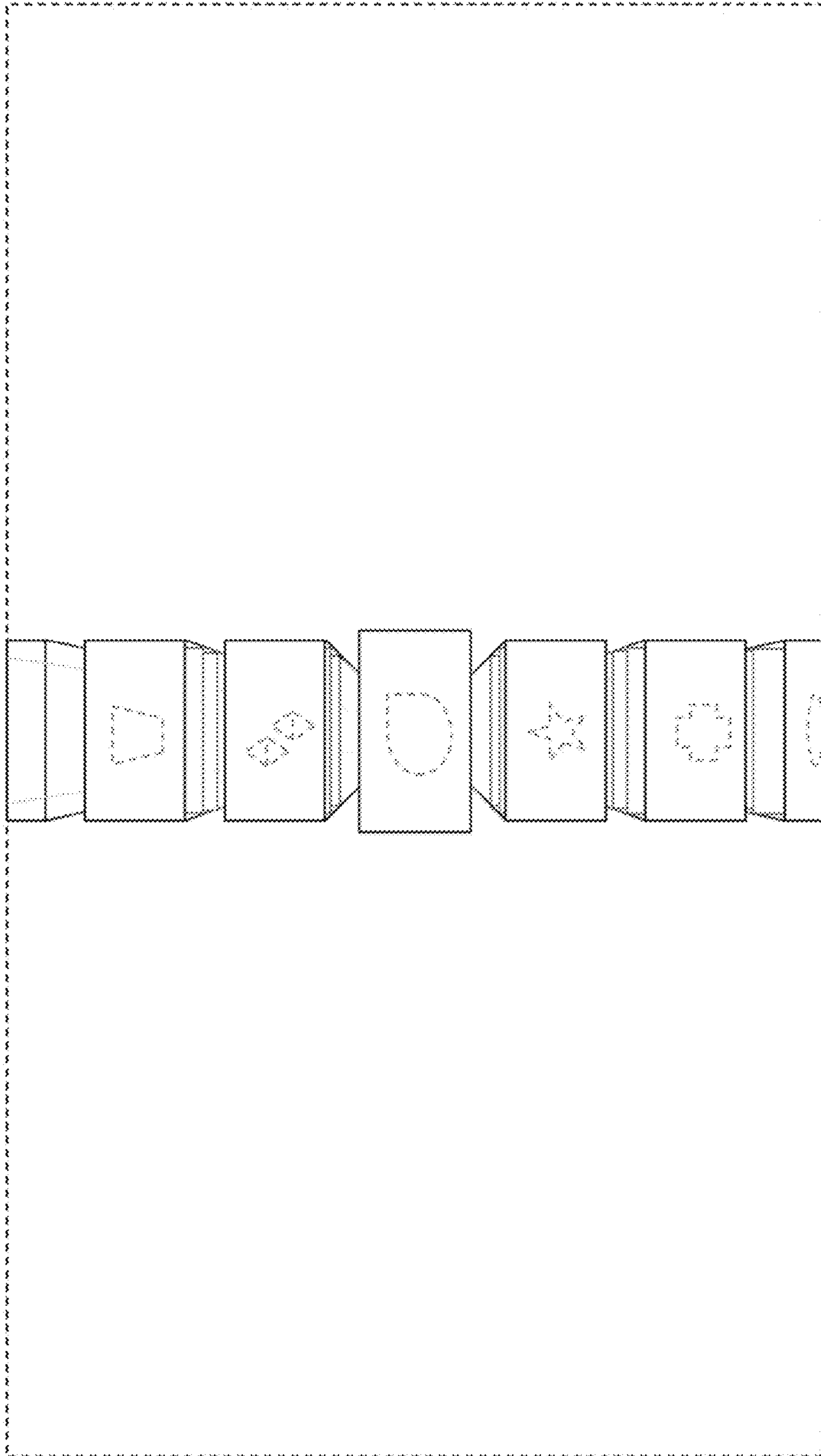


FIG. 5

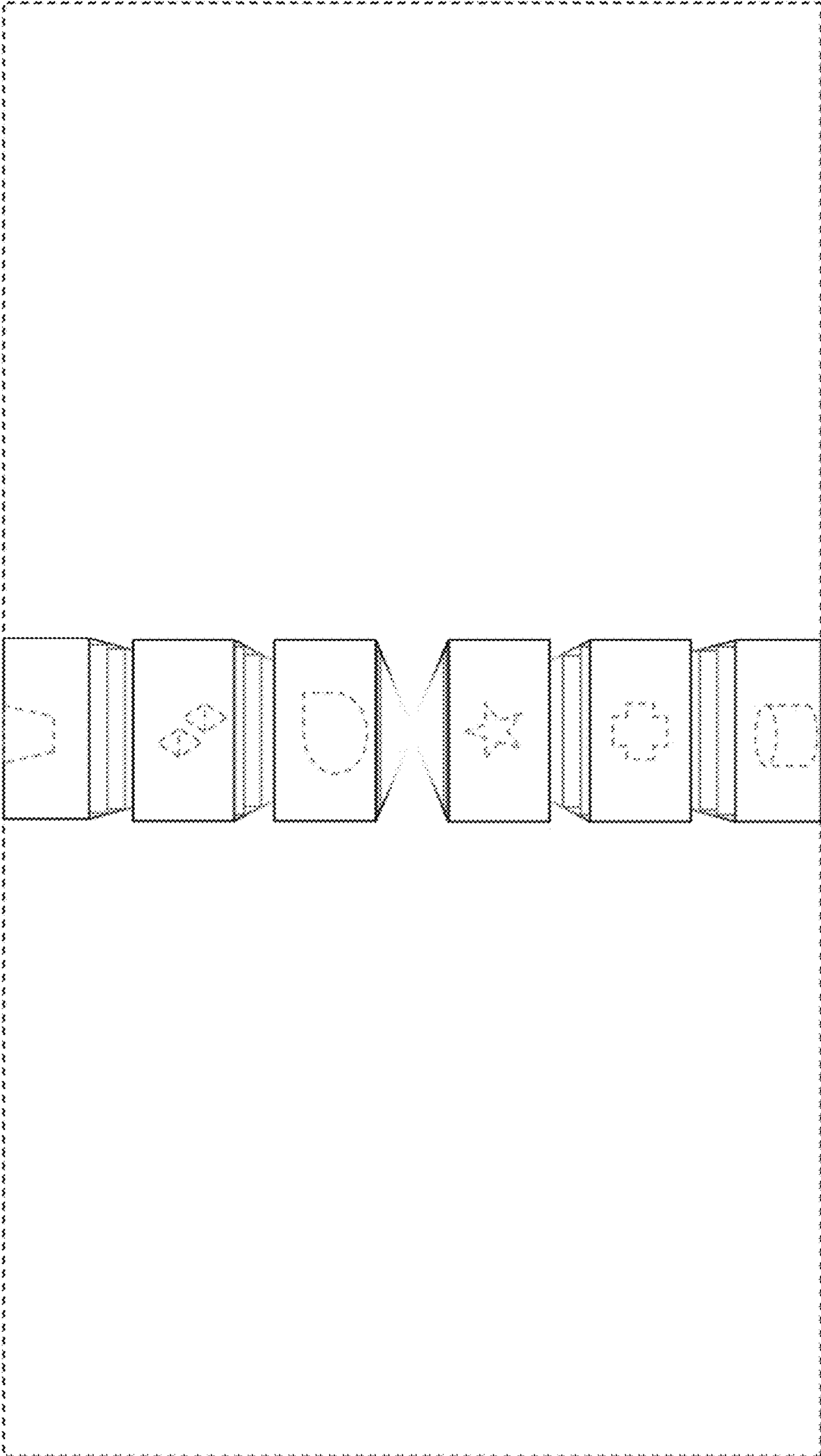


FIG. 6



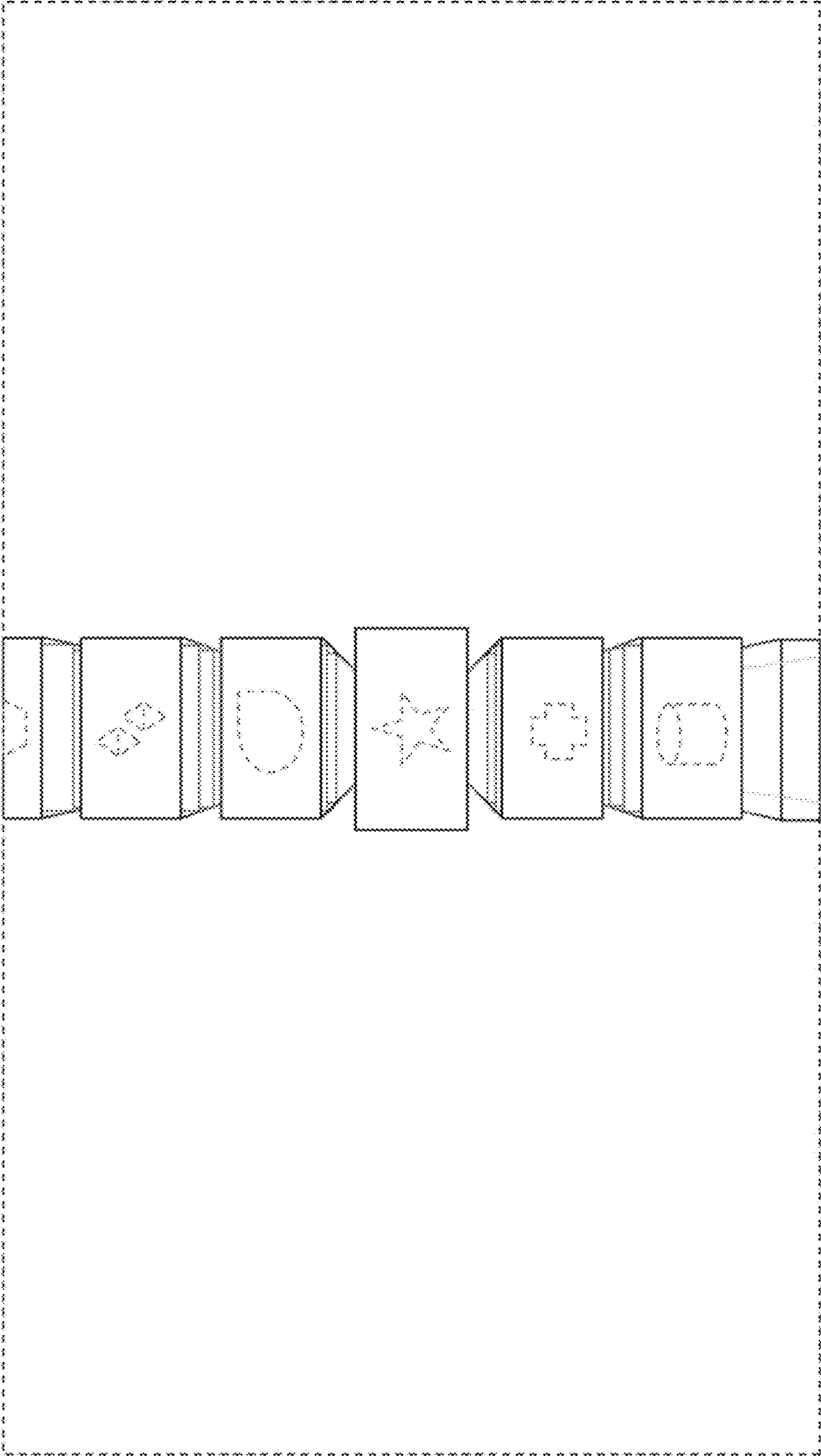


FIG. 7

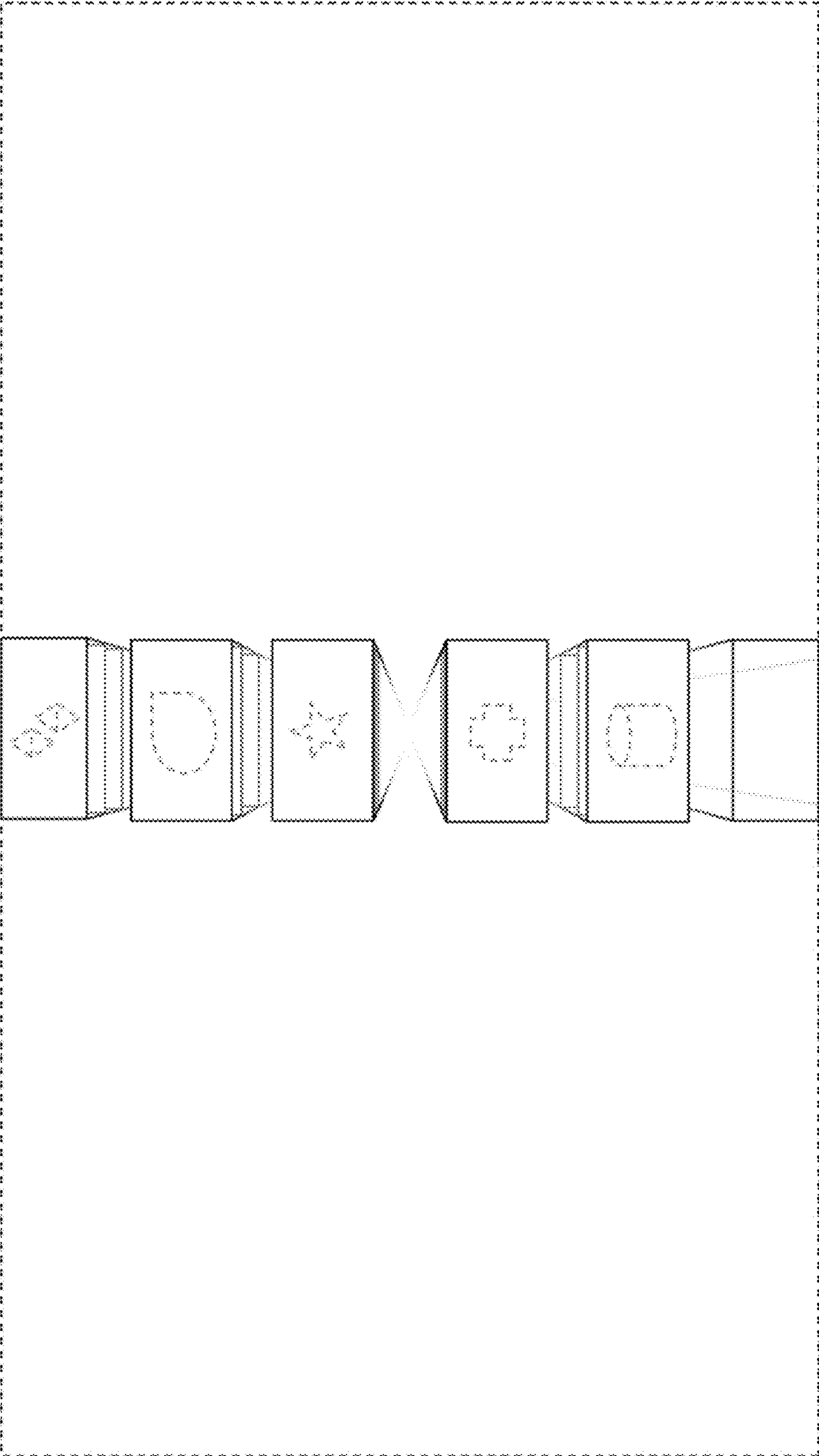


FIG. 8

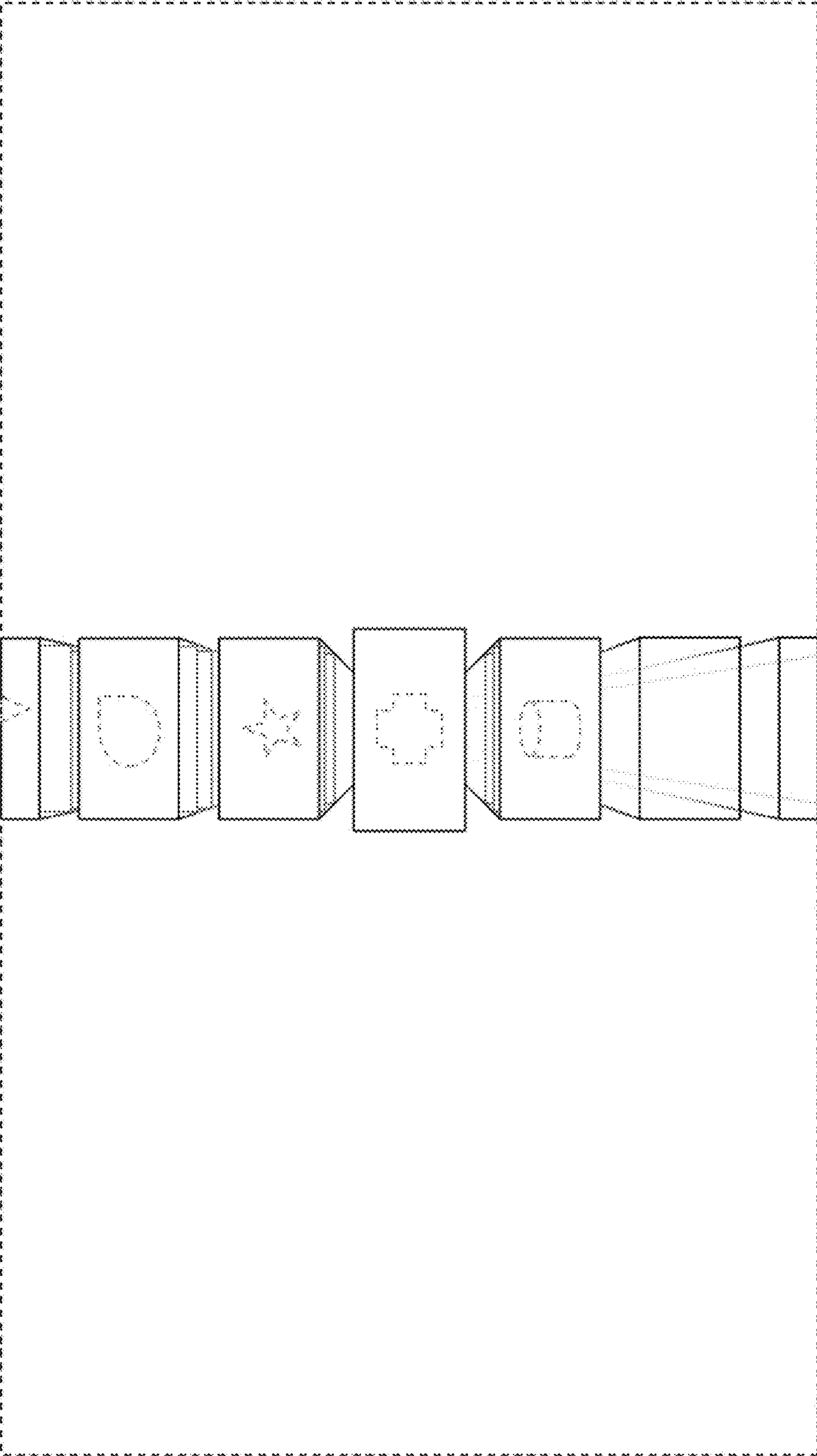


FIG. 9

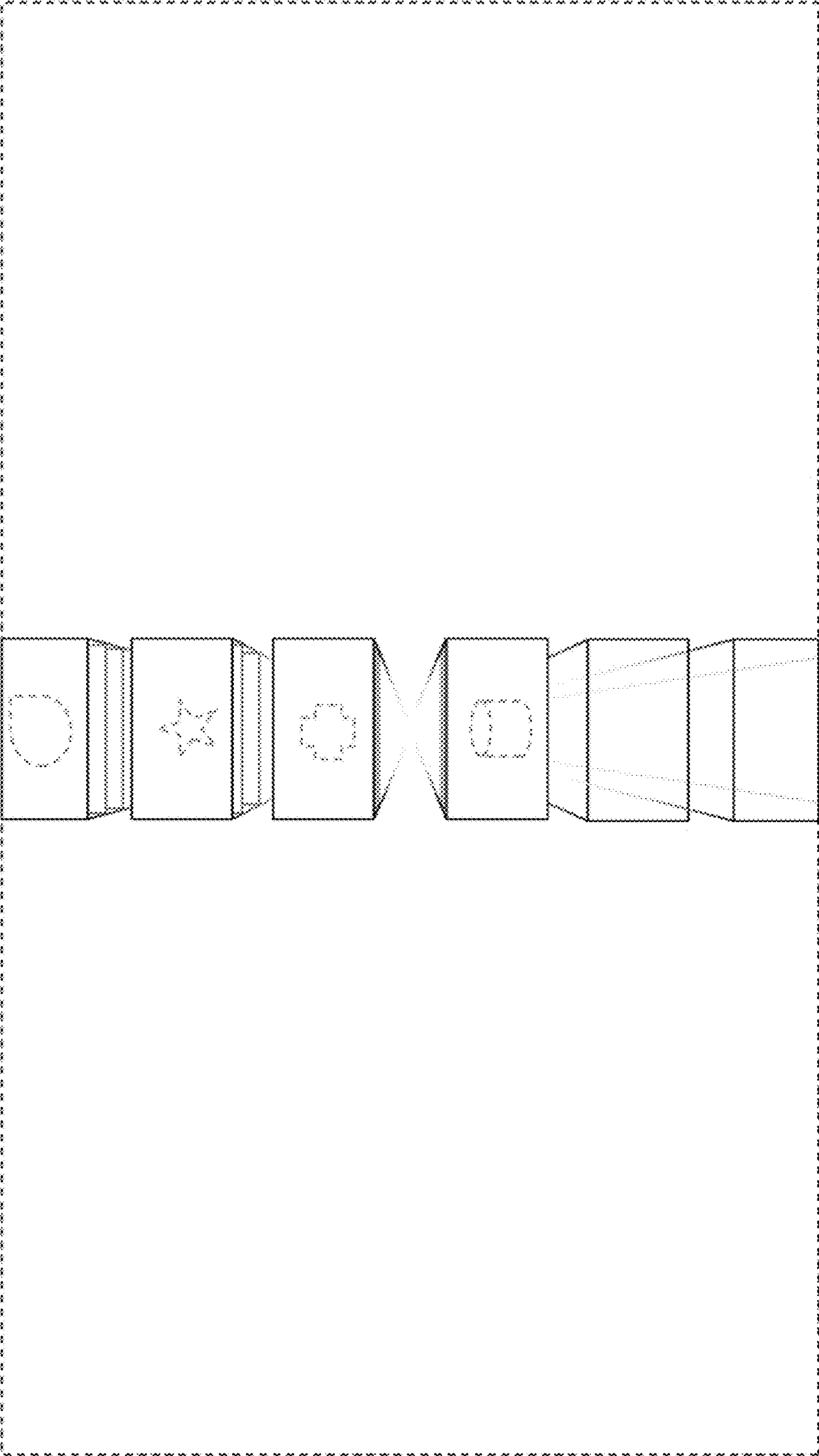


FIG. 10

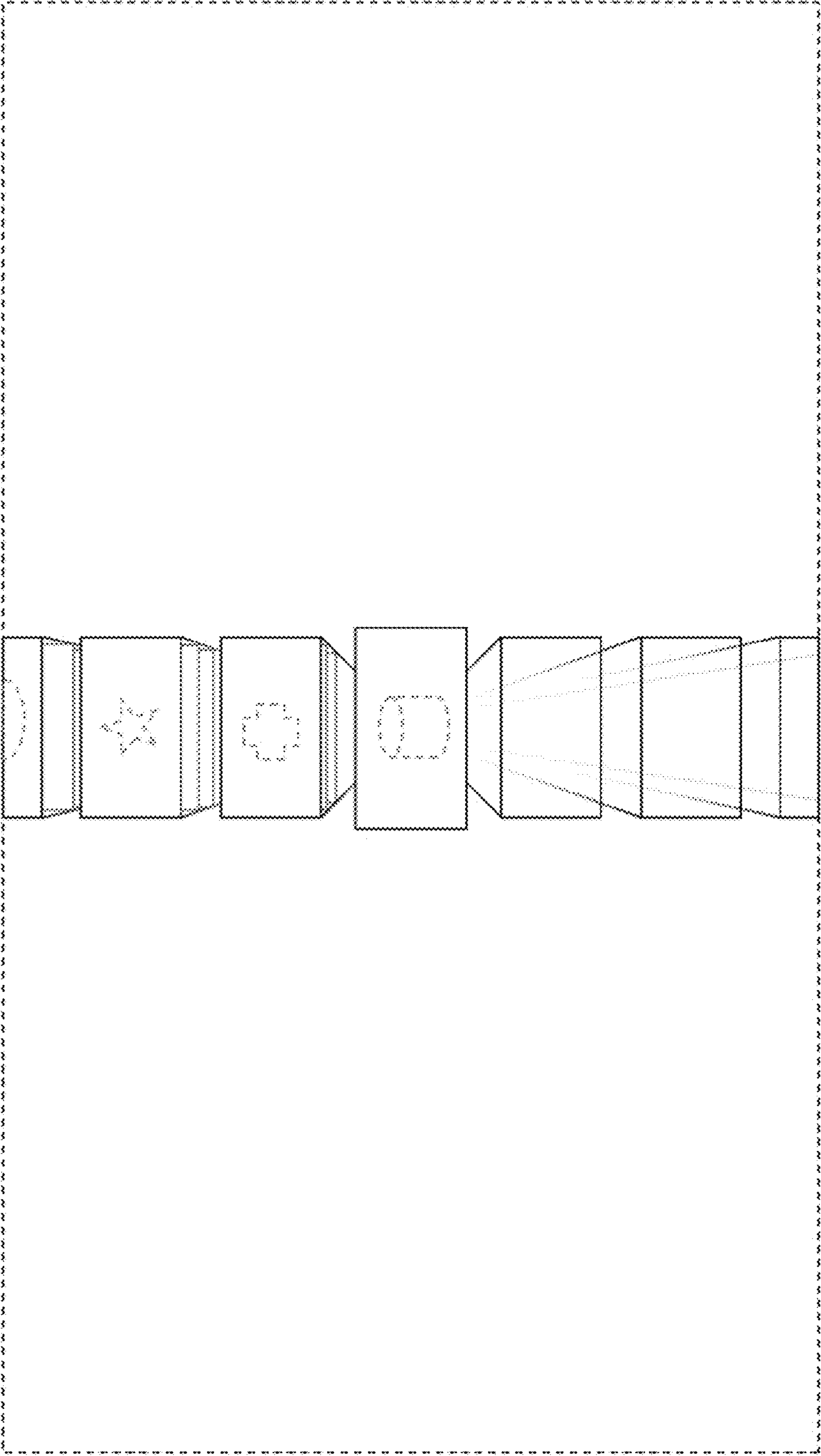


FIG. 11