



US00D717299S

(12) **United States Design Patent**
Kirpalani

(10) **Patent No.:** **US D717,299 S**

(45) **Date of Patent:** **** Nov. 11, 2014**

(54) **WIRELESS KEYBOARD**

(71) Applicant: **Mohit Kirpalani**, Markham (CA)

(72) Inventor: **Mohit Kirpalani**, Markham (CA)

(**) Term: **14 Years**

(21) Appl. No.: **29/460,734**

(22) Filed: **Jul. 15, 2013**

(51) **LOC (10) Cl.** **14-02**

(52) **U.S. Cl.**
USPC **D14/391**

(58) **Field of Classification Search**

USPC D14/315, 318, 341, 391-399, 455, 456;
D18/1, 2, 7, 11; 178/17 A, 17 C;
200/5 A, 5 R, 6 A, 6 R; 235/145 A, 145 R;
341/20-23; 345/156, 160, 168, 169,
345/173; 361/679.08, 679.09,
361/679.11-679.19; 400/484-489, 492,
400/472

See application file for complete search history.

(56) **References Cited**

U.S. PATENT DOCUMENTS

D338,460 S * 8/1993 Neumeister D14/396
D601,148 S * 9/2009 Akita D14/391
D682,832 S * 5/2013 Smith et al. D14/391

* cited by examiner

Primary Examiner — Freda S Nunn

(74) *Attorney, Agent, or Firm* — Bereskin & Parr
LLP/S.E.N.C.R.L., s.r.l.

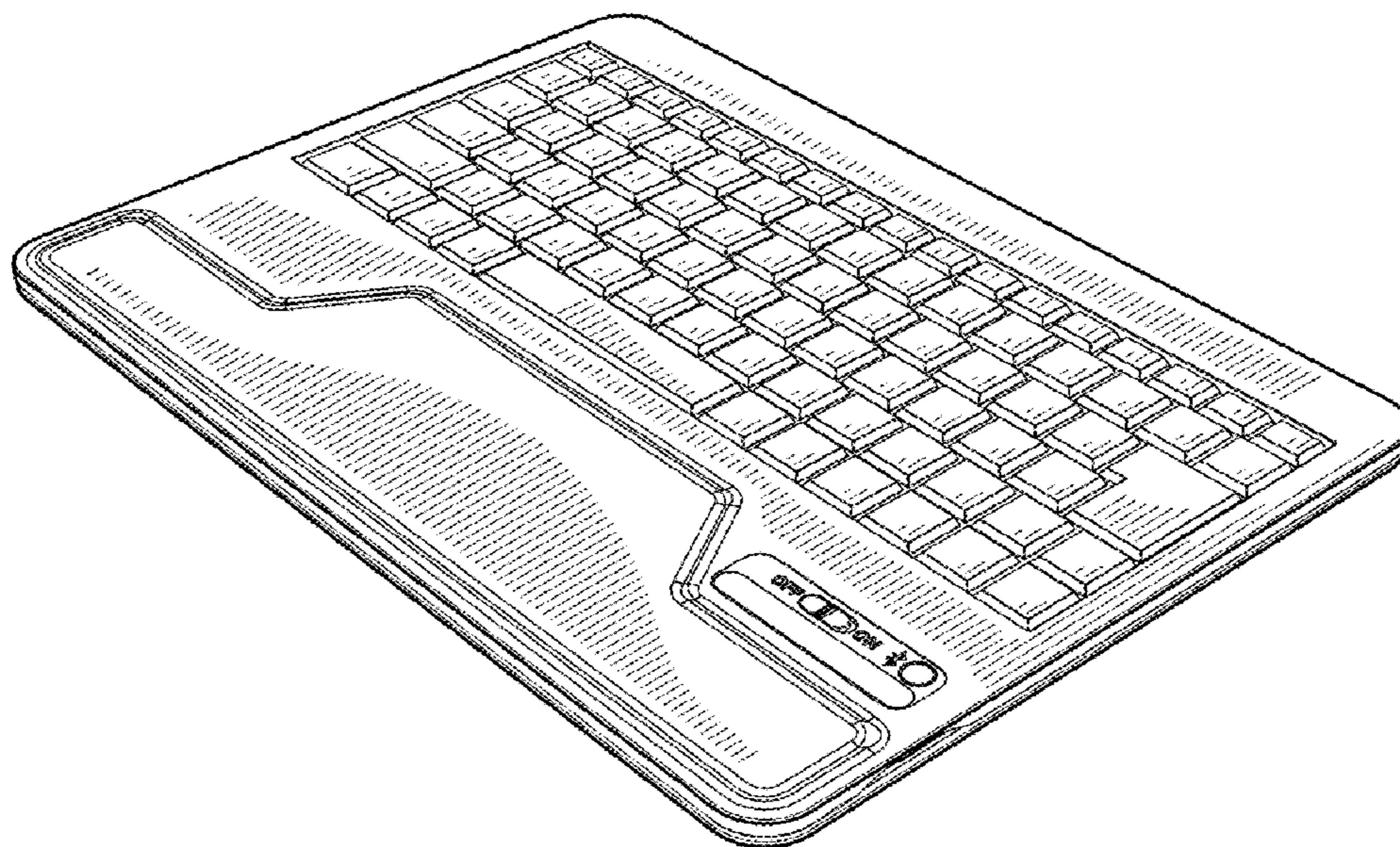
(57) **CLAIM**

The ornamental design for a wireless keyboard, as shown and described.

DESCRIPTION

FIG. 1 is a perspective view of a wireless keyboard showing my new design;
FIG. 2 is a top view thereof;
FIG. 3 is a bottom view thereof;
FIG. 4 is a front view thereof;
FIG. 5 is a right view thereof; and,
FIG. 6 is a left view thereof.

1 Claim, 2 Drawing Sheets



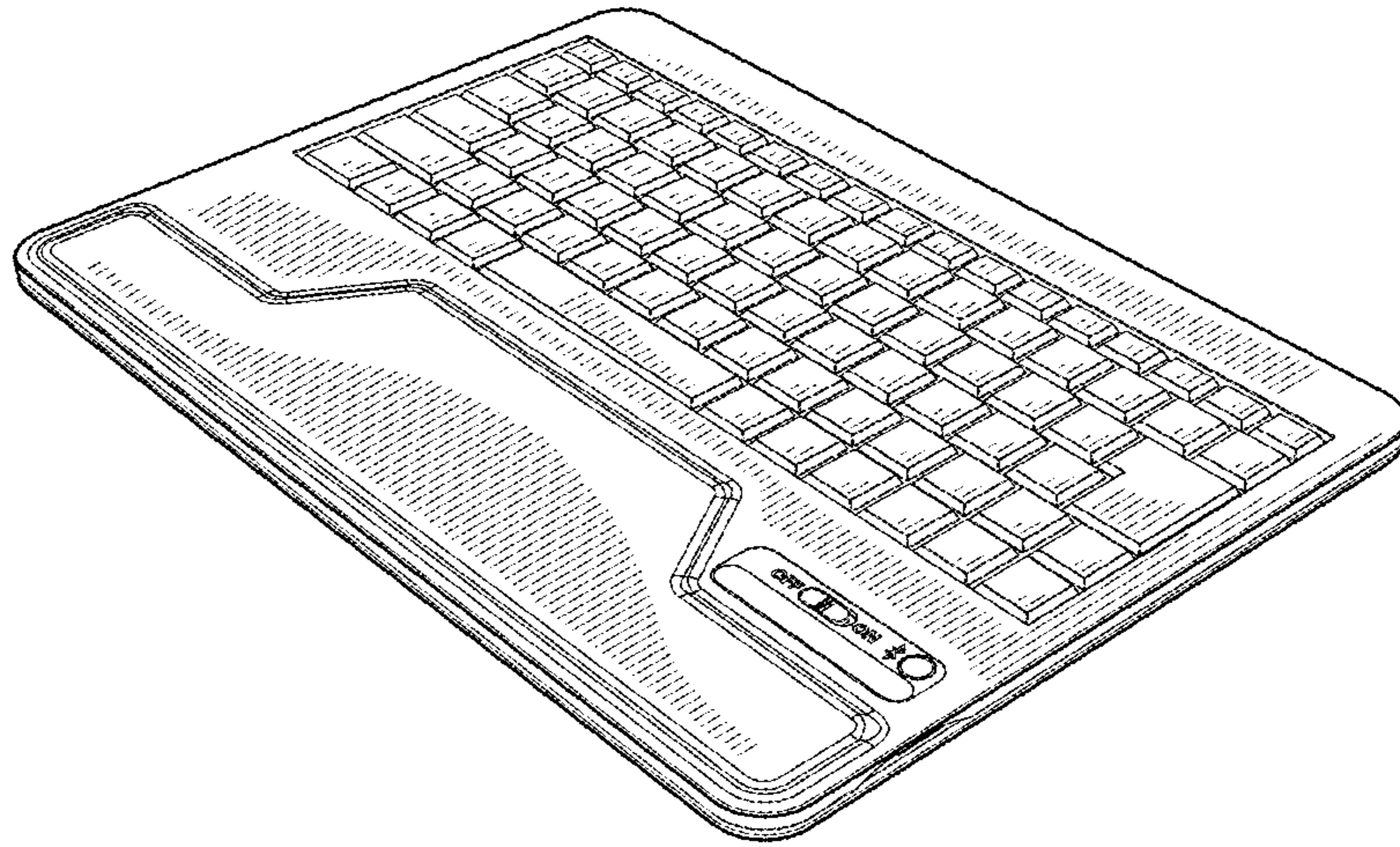


FIG. 1

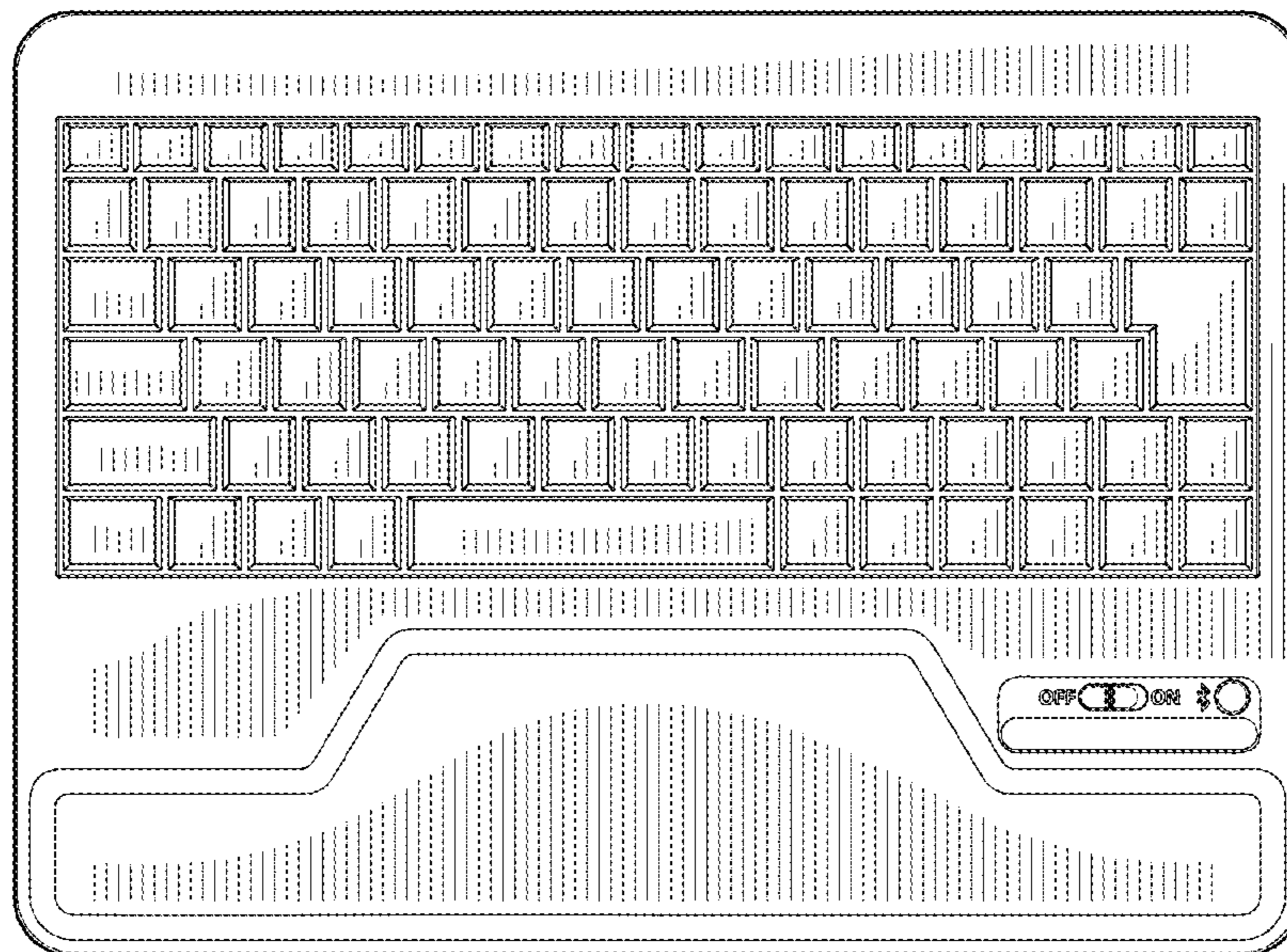


FIG. 2

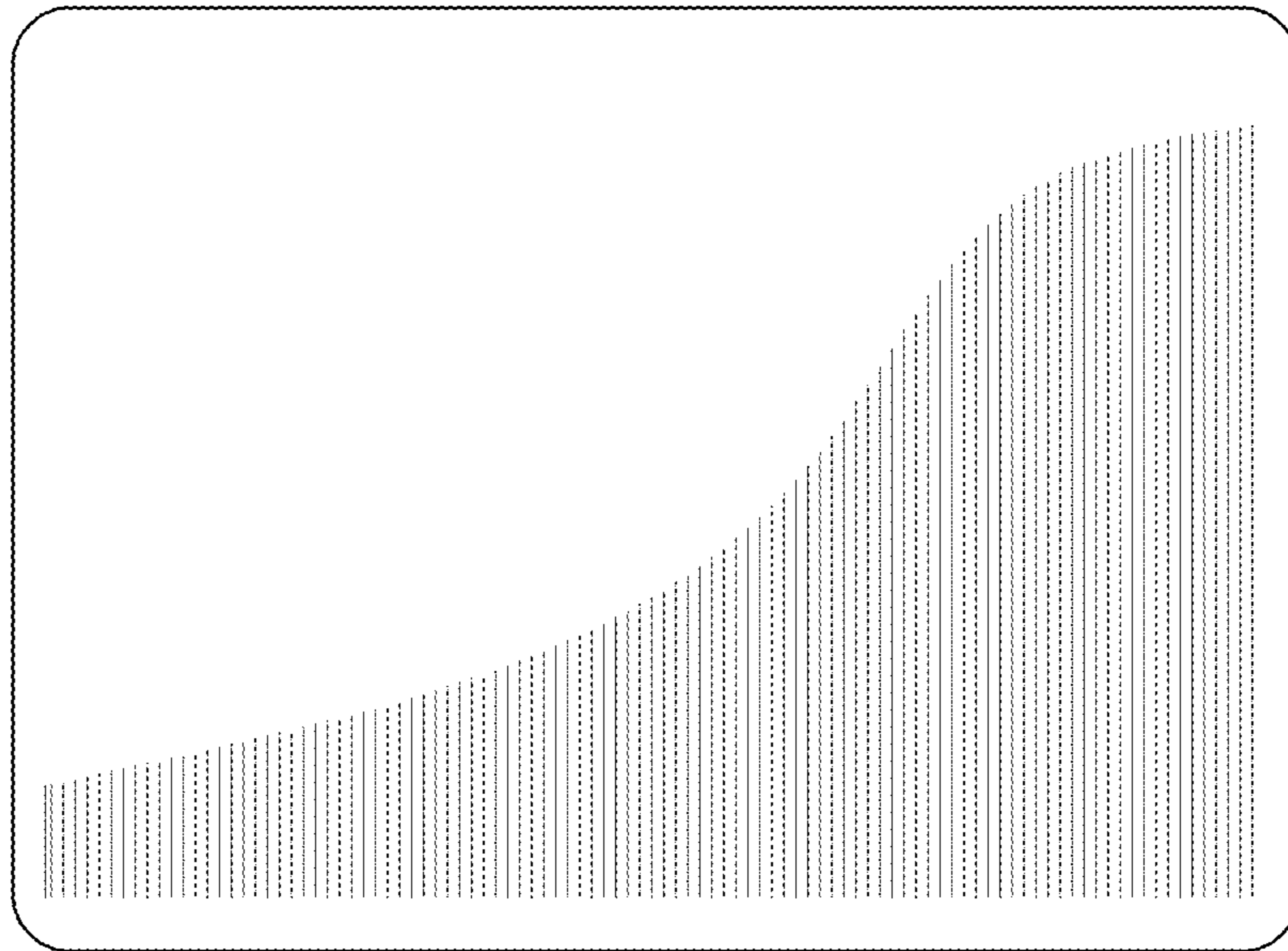


FIG. 3




FIG. 4




FIG. 5

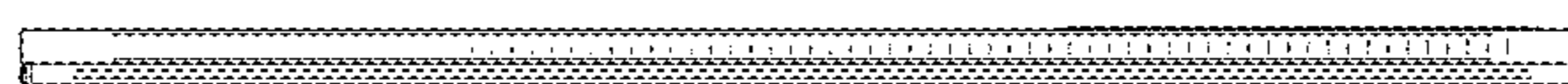


FIG. 6