



US00D717297S

(12) **United States Design Patent**
Koberling et al.

(10) **Patent No.:** **US D717,297 S**

(45) **Date of Patent:** **** Nov. 11, 2014**

(54) **ARITHMETIC AND CONTROL UNIT**

(56) **References Cited**

(71) Applicant: **Fujitsu Limited**, Kawasaki (JP)

U.S. PATENT DOCUMENTS

(72) Inventors: **Toni Koberling**, München (DE);
Nobuharu Tsusaka, Kawasaki (JP);
Hiroyuki Fujita, Tokyo (JP); **Hisao**
Morooka, Kawasaki (JP); **Eiji Nagao**,
Ichikawa (JP); **Mark Friesen**, Tokyo
(JP)

5,934,774 A *	8/1999	Wu et al.	312/223.2
D471,193 S *	3/2003	Chen et al.	D14/348
D501,476 S *	2/2005	Quijano	D14/352
D525,968 S *	8/2006	Peng et al.	D14/300
D545,309 S *	6/2007	Noda et al.	D14/349
D647,090 S *	10/2011	Chen et al.	D14/349
D647,523 S *	10/2011	Su	D14/349
2003/0122457 A1 *	7/2003	Diaz et al.	312/223.2

(73) Assignee: **Fujitsu Limited**, Kawasaki (JP)

* cited by examiner

(**) Term: **14 Years**

Primary Examiner — Freda S Nunn

(21) Appl. No.: **29/454,060**

(74) *Attorney, Agent, or Firm* — Staas & Halsey LLP

(22) Filed: **May 6, 2013**

(57) **CLAIM**

The ornamental design for an arithmetic and control unit, as shown and described.

(30) **Foreign Application Priority Data**

DESCRIPTION

Nov. 6, 2012 (JP) 2012-027019

(51) **LOC (10) Cl.** **14-02**

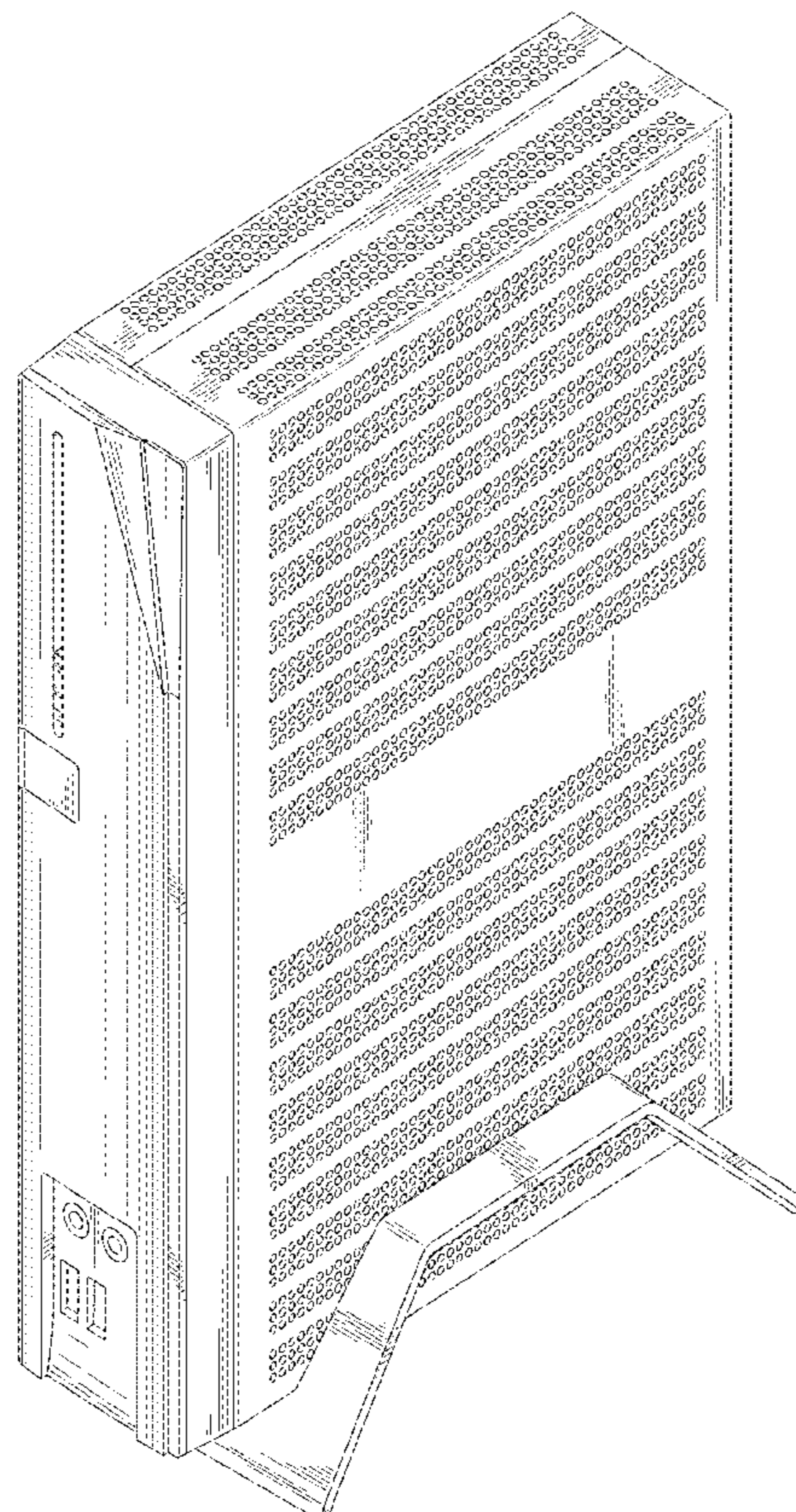
(52) **U.S. Cl.**
USPC **D14/349**

(58) **Field of Classification Search**
USPC 263/300, 308, 348–358, 365; D13/162,
D13/184, 199; 312/223.1–223.3, 351.11;
360/99.01–99.12; 369/34.01–36.01;
361/679.6, 679.31–679.33, 679.58

FIG. 1 is a perspective view of front, top and right side of an arithmetic and control unit showing our new design;
FIG. 2 is a front view thereof;
FIG. 3 is a rear view thereof;
FIG. 4 is a left side view thereof;
FIG. 5 is a right side view thereof;
FIG. 6 is a top view thereof; and,
FIG. 7 is a bottom view thereof.

See application file for complete search history.

1 Claim, 5 Drawing Sheets






FIG. 1

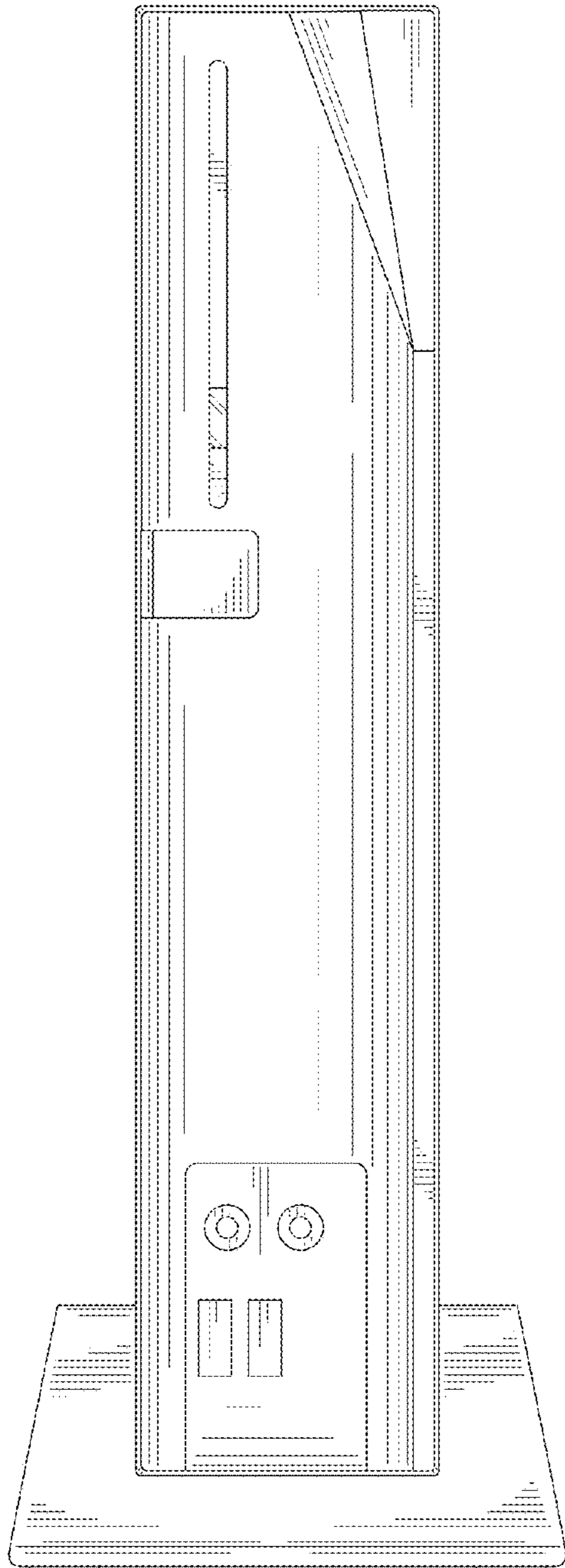


FIG. 2

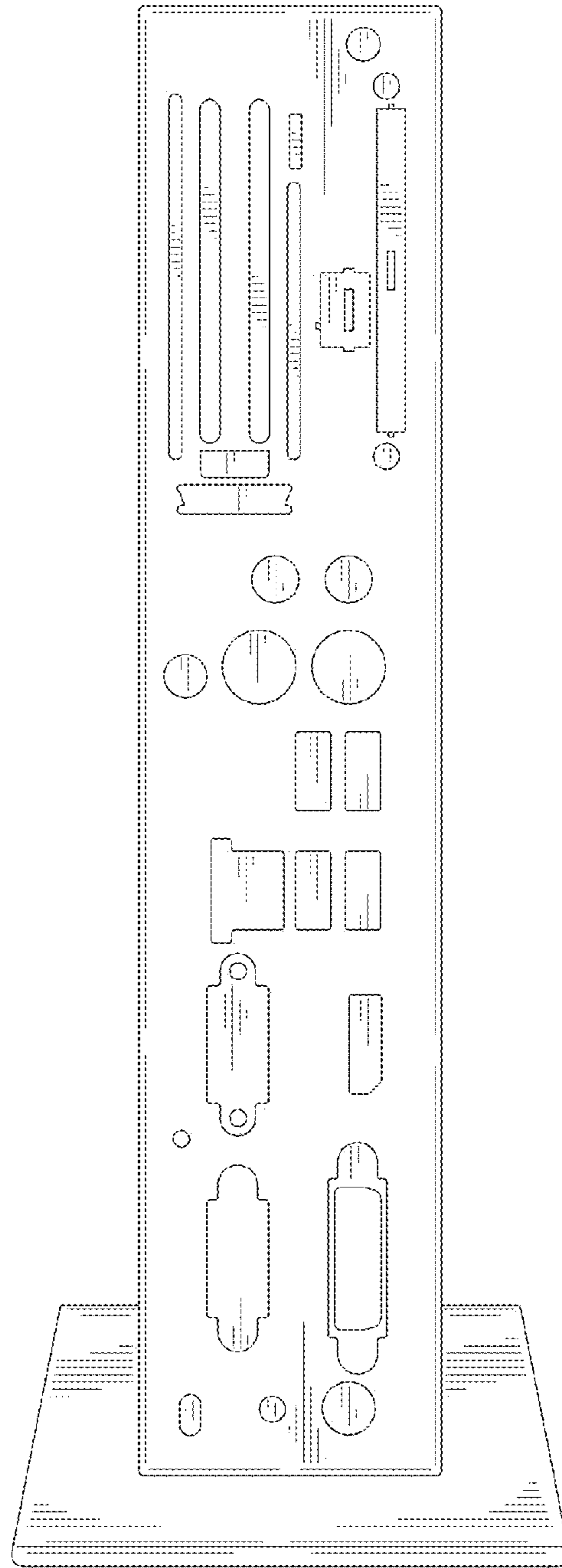


FIG. 3




FIG. 4




FIG. 5

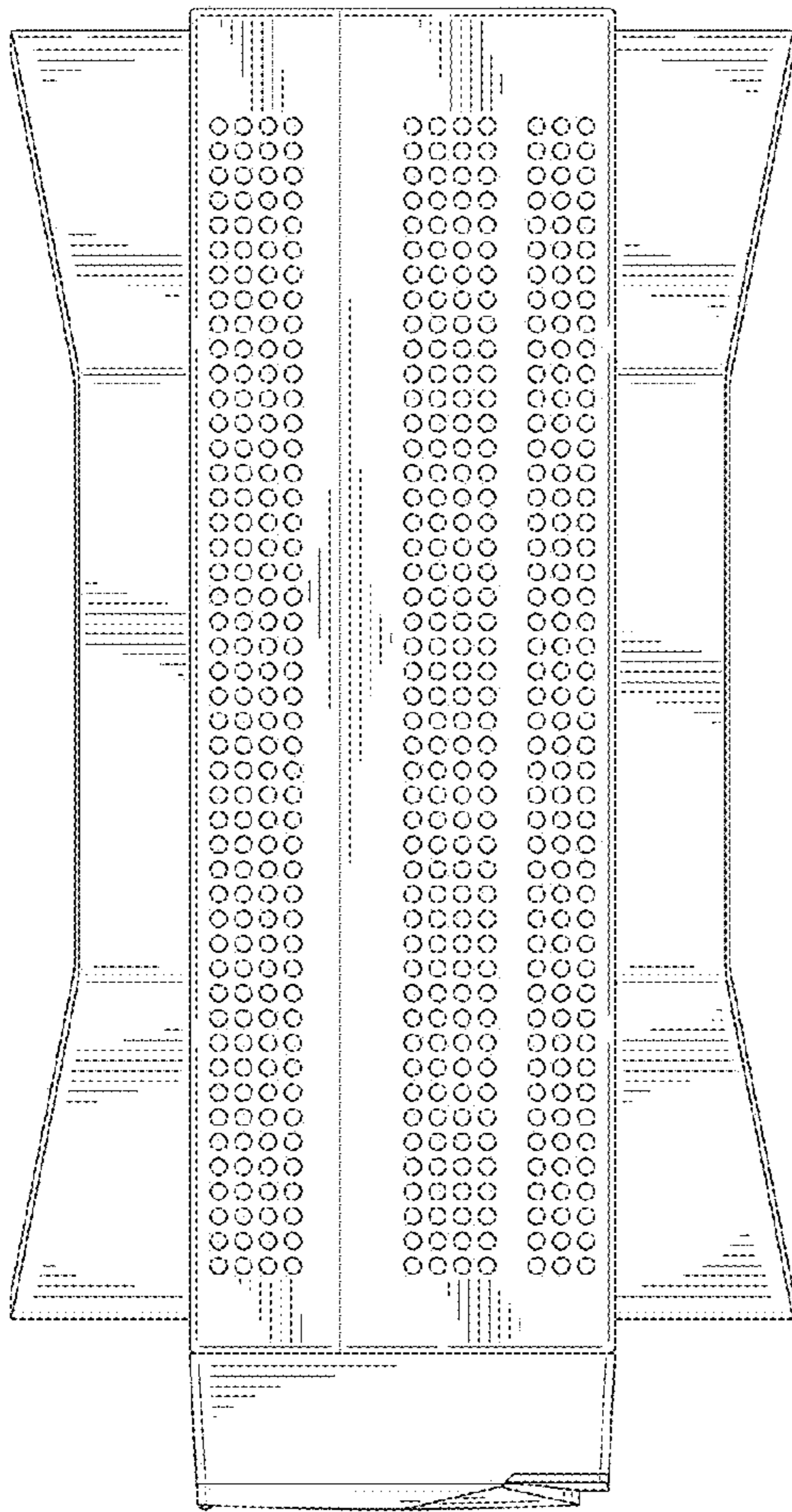


FIG. 6

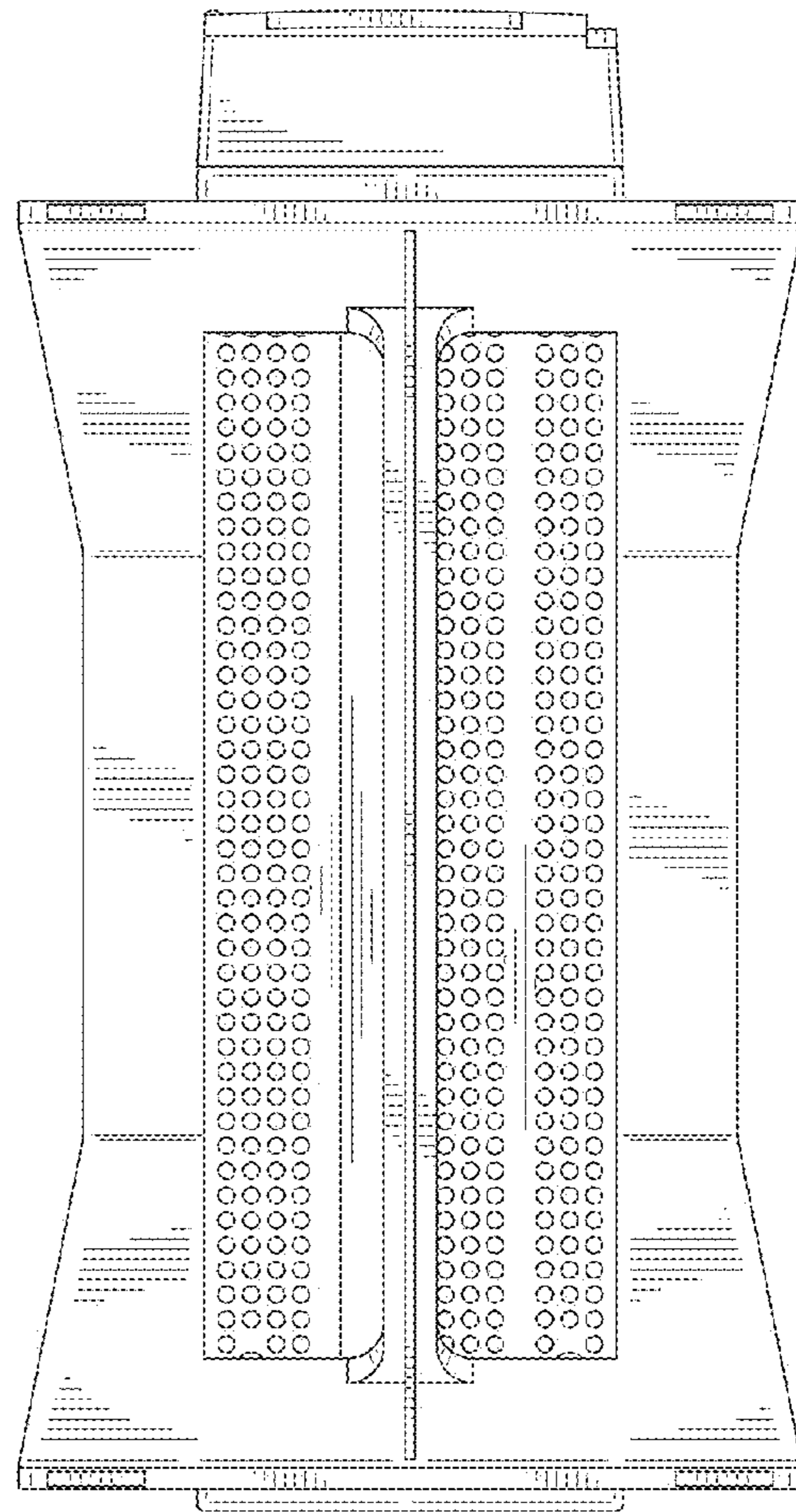


FIG. 7