



US00D717289S

(12) **United States Design Patent**  
**Takabatake**

(10) **Patent No.:** **US D717,289 S**

(45) **Date of Patent:** **\*\* Nov. 11, 2014**

(54) **SMART PHONE STAND WITH  
COMMUNICATION AND LAMP FUNCTION**

(71) Applicant: **PFU Limited**, Kahoku (JP)

(72) Inventor: **Masanari Takabatake**, Kahoku (JP)

(73) Assignee: **PFU Limited** (JP)

(\*\*) Term: **14 Years**

(21) Appl. No.: **29/473,128**

(22) Filed: **Nov. 19, 2013**

(30) **Foreign Application Priority Data**

Oct. 31, 2013 (JP) ..... 2013-025526

(51) **LOC (10) Cl.** ..... **14-03**

(52) **U.S. Cl.**  
USPC ..... **D14/252**; D14/423

(58) **Field of Classification Search**  
USPC ..... D14/203.3–203.7, 209.1, 216, 217,  
D14/224.1, 238.1, 243, 250–253, 302, 321,  
D14/420–423, 434, 440, 447; 455/575.1,  
455/575.8; 320/108, 114, 115; 150/165;  
361/679.56, 679.3, 679.25, 816;  
379/426, 446, 455, 433.1; D13/107,  
D13/108, 144; D3/201, 215, 218, 226, 269,  
D3/273, 301, 303; D26/51, 52, 106, 107,  
D26/138

See application file for complete search history.

(56) **References Cited**

**U.S. PATENT DOCUMENTS**

D234,851 S \* 4/1975 Tyson et al. .... D14/149  
D245,520 S \* 8/1977 Smith et al. .... D14/240  
D301,632 S \* 6/1989 Lohrentz ..... D26/61  
D308,730 S \* 6/1990 Nakagawa ..... D26/107  
D409,992 S \* 5/1999 Mockett ..... D14/451  
D518,480 S \* 4/2006 Zheng et al. .... D14/307  
D536,124 S 1/2007 Liao

D556,363 S \* 11/2007 Komar et al. .... D26/106  
D580,578 S \* 11/2008 Chien ..... D26/63  
7,626,634 B2 \* 12/2009 Ohki et al. .... 348/373  
D636,927 S \* 4/2011 Lin ..... D26/138  
D636,928 S \* 4/2011 Lin ..... D26/138  
D667,042 S \* 9/2012 Shen ..... D16/232

(Continued)

**FOREIGN PATENT DOCUMENTS**

JP 745324 10/1988  
JP 1478427 9/2013

**OTHER PUBLICATIONS**

Okamura Catalog 2011-2012, Jan. 2011, LED Stand Light  
“LW6LED”, p. 232 (<http://www.okamura.co.jp/catalog/sougou2011-2012f/#page=241>).

*Primary Examiner* — Susan Bennett Hattan

*Assistant Examiner* — Janice Hallmark

(74) *Attorney, Agent, or Firm* — RatnerPrestia

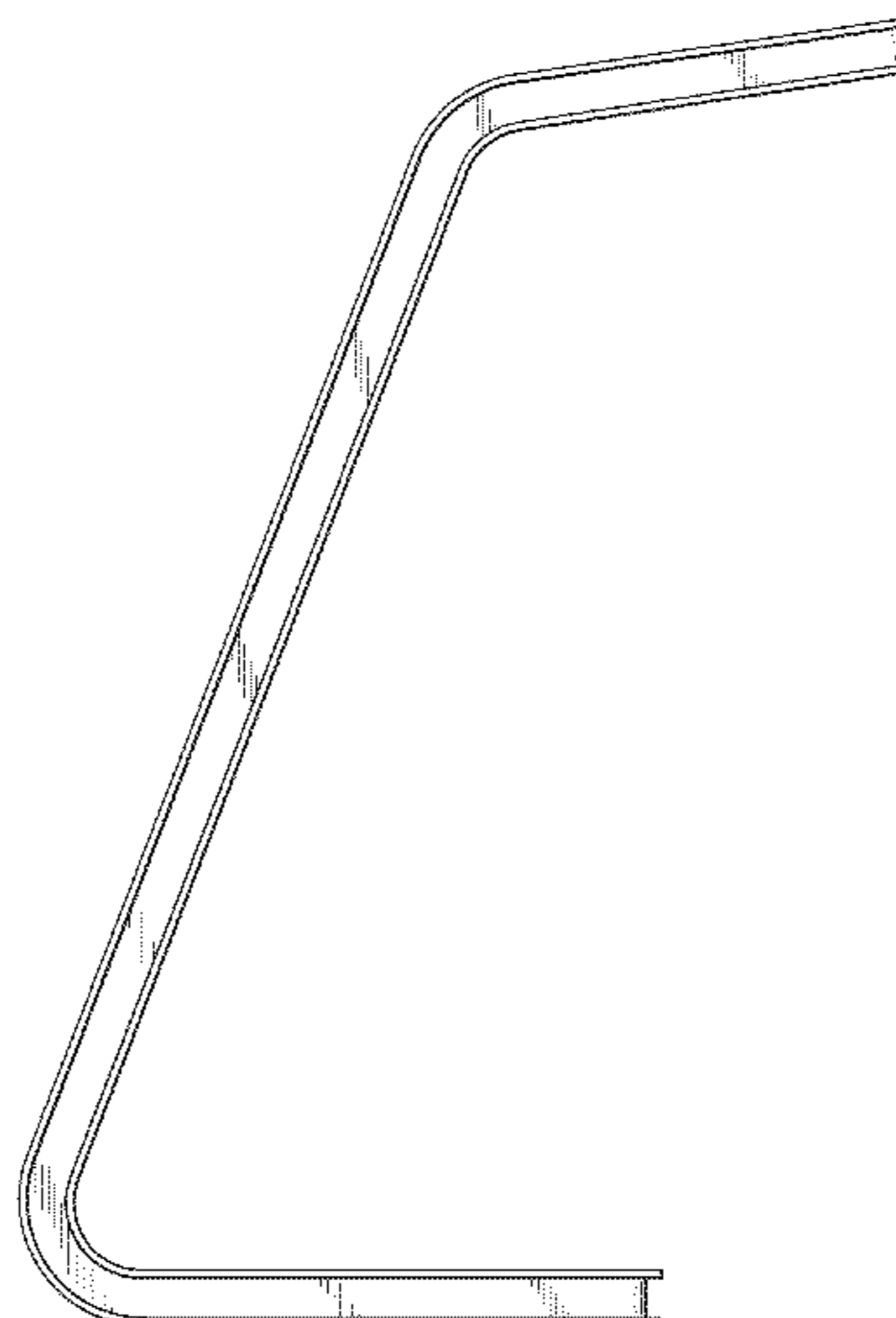
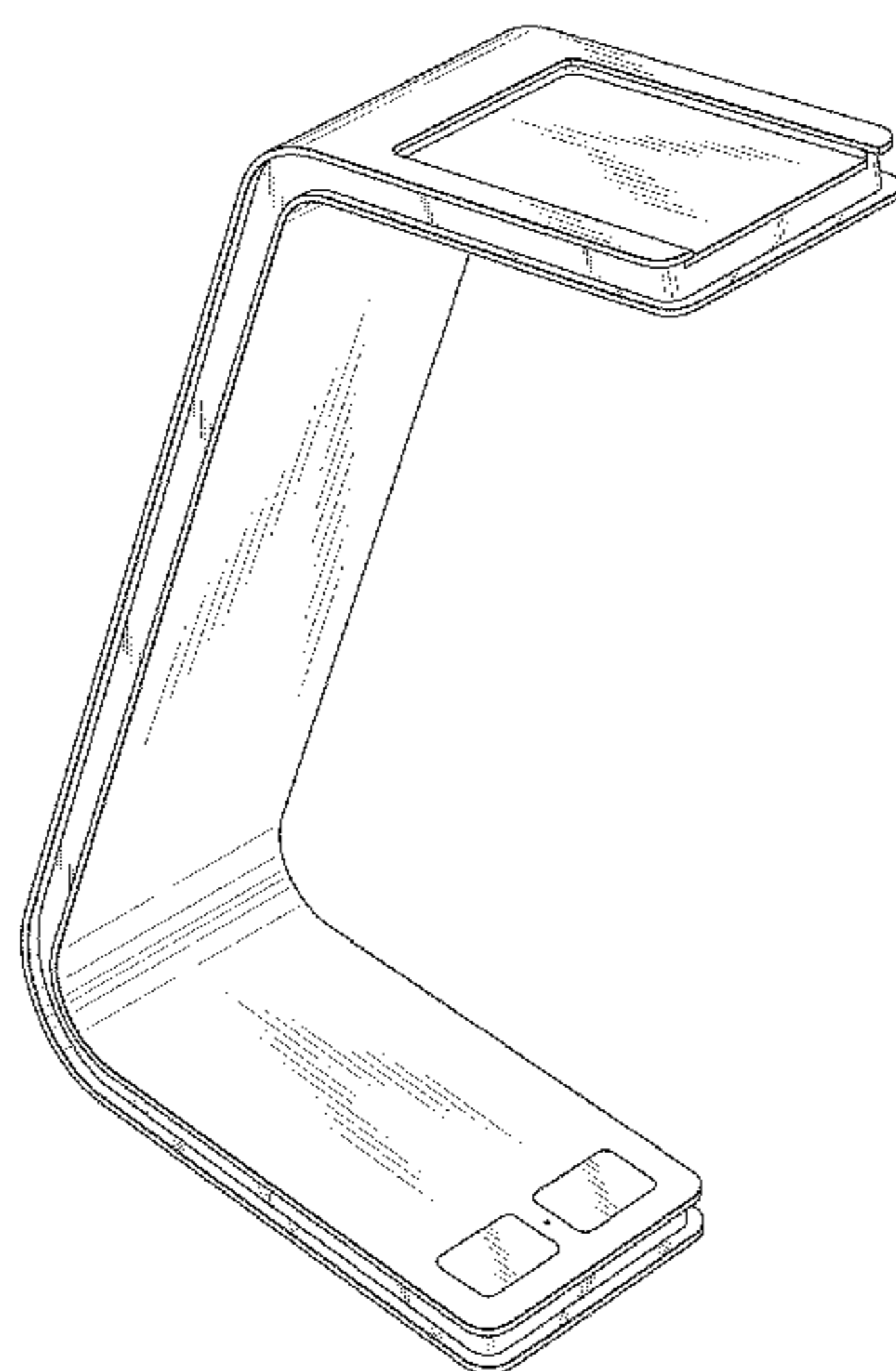
(57) **CLAIM**

The ornamental design for a smart phone stand with communication and lamp function, as shown and described.

**DESCRIPTION**

FIG. 1 is a front perspective view of a smart phone stand with communication and lamp function showing my new design; FIG. 2 is a front view thereof; FIG. 3 is a rear view thereof; FIG. 4 is a left side view thereof; FIG. 5 is a right side view thereof; FIG. 6 is a top plan view thereof; FIG. 7 is a bottom plan view thereof; and, FIG. 8 is a perspective view showing the design in use. The broken lines in the drawings depict environment and are for the purpose of illustrating unclaimed portions of the smart phone stand with communication and lamp function and form no part of the claimed design.

**1 Claim, 6 Drawing Sheets**



# US D717,289 S

Page 2

---

(56)

## References Cited

### U.S. PATENT DOCUMENTS

D677,707 S *	3/2013	Shen	.....	D16/232	
D692,012 S *	10/2013	Thorne et al.	.....	D14/447	* cited by examiner
D699,242 S *	2/2014	Hu	.....	D14/423	
D700,607 S *	3/2014	Cederstrom	.....	D14/420	
2007/0035655 A1 *	2/2007	Chen et al.	.....	348/373	

FIG. 1

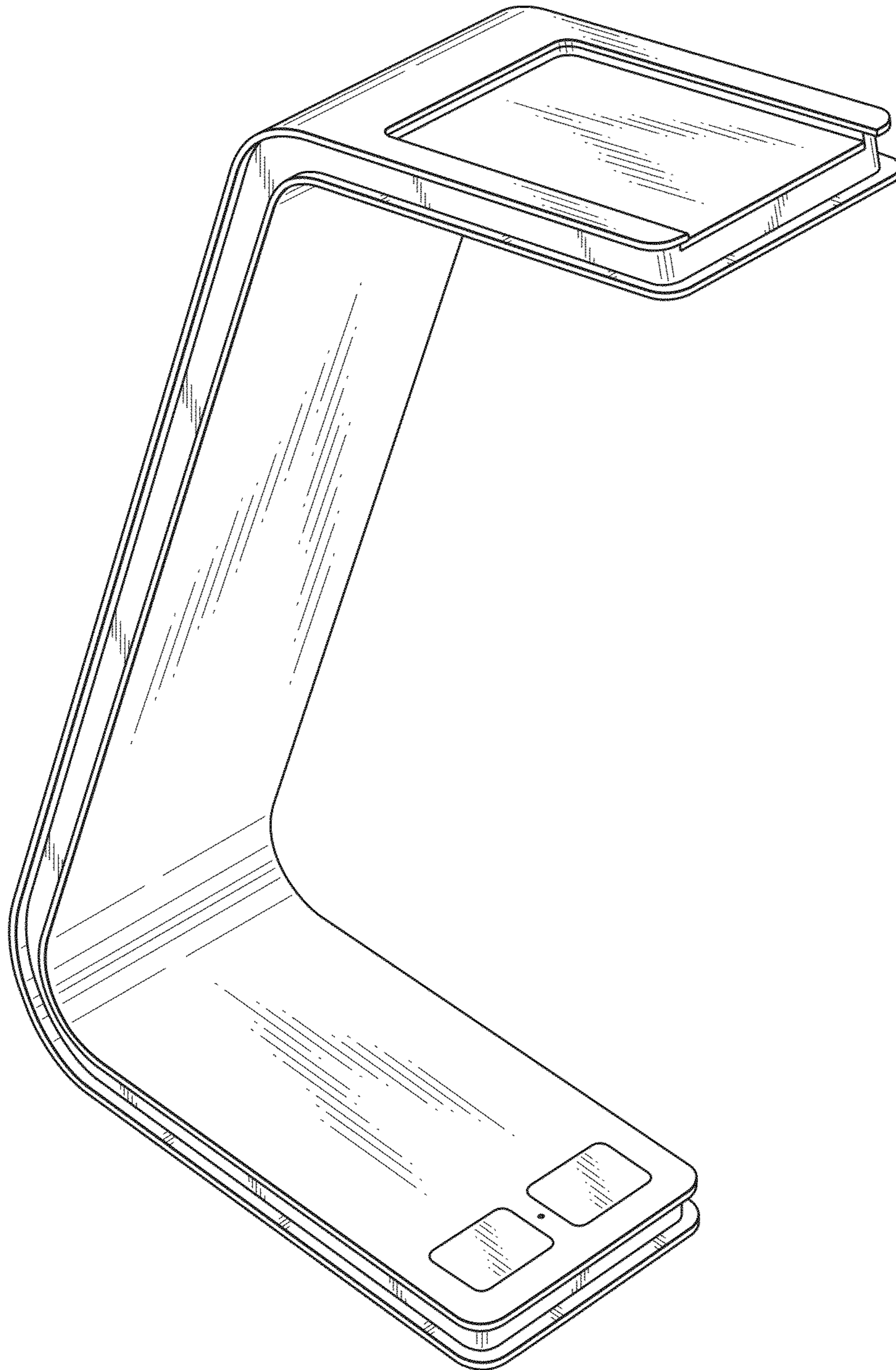


FIG. 2




FIG. 3




FIG. 4




FIG. 5

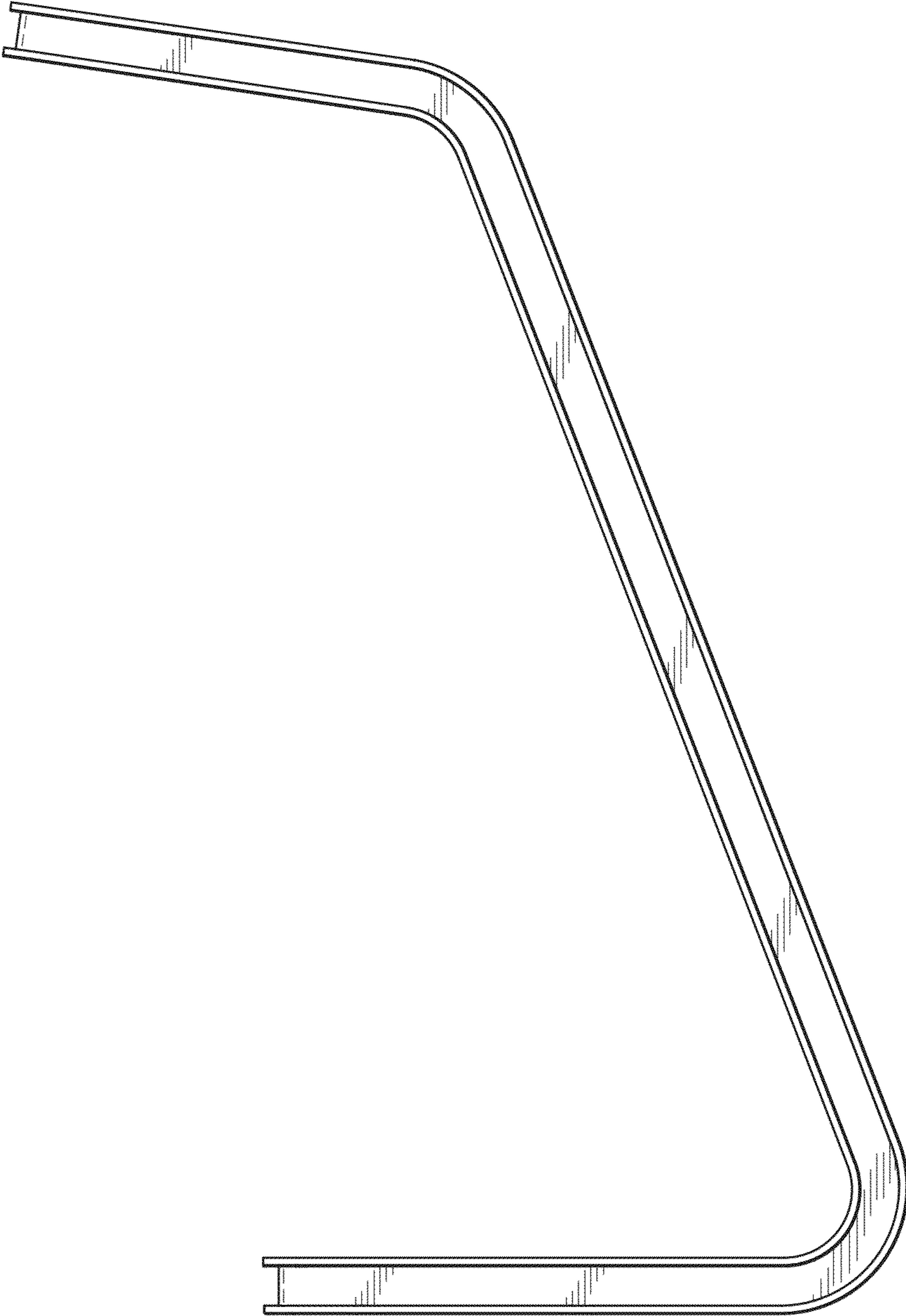


FIG. 6

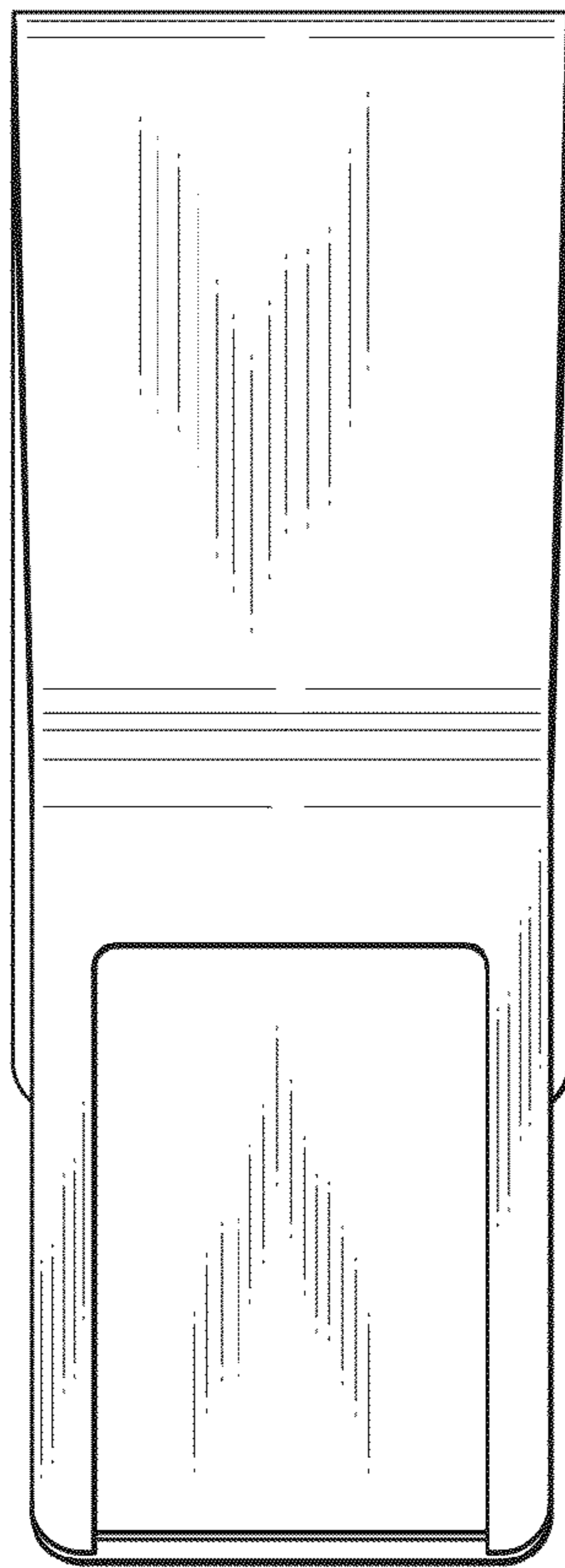


FIG. 7




FIG. 8

