



US00D717286S

(12) **United States Design Patent**
Veldkamp et al.

(10) **Patent No.:** **US D717,286 S**

(45) **Date of Patent:** **** Nov. 11, 2014**

(54) **CASE**

(71) Applicant: **Incipio Technologies, Inc.**, Irvine, CA (US)

(72) Inventors: **Derek Bryan Veldkamp**, Huntington Beach, CA (US); **David Leon Zermeno**, Long Beach, CA (US)

(73) Assignee: **Incipio Technologies, Inc.**, Irvine, CA (US)

(**) Term: **14 Years**

(21) Appl. No.: **29/432,901**

(22) Filed: **Sep. 21, 2012**

(51) **LOC (10) Cl.** **14-03**

(52) **U.S. Cl.**
USPC **D14/250**

(58) **Field of Classification Search**
CPC . H04B 1/3888; A45C 2011/002; H04M 1/04; H04M 1/0283; H04M 1/85
USPC D14/138 G, 138 AD, 138 AB, 138 AA, D14/203.8, 203.5, 250, 251, 252, 253, 217, D14/496, 440, 346, 248, 238.1, 137, 356; D3/218, 215, 201, 247, 269, 273, 301, D3/303; 220/4.02; 361/679.56; 455/575.1, 455/575.8; 206/305, 320, 251, 45.2
See application file for complete search history.

(56) **References Cited**

U.S. PATENT DOCUMENTS

2,967,714 A	1/1961	Rosario
D250,974 S	1/1979	Donley et al.
4,845,863 A	7/1989	Yung-Mao
D317,255 S	6/1991	Turk
D337,435 S	7/1993	Kaneko et al.
5,258,592 A	11/1993	Nishikawa et al.
D373,762 S	9/1996	Samborsky

5,755,367 A	5/1998	Yamada
D437,855 S	2/2001	Sanders
D442,398 S	5/2001	Waisbrod
D455,746 S	4/2002	Ronzani et al.
D489,162 S	5/2004	Dings-Plooij
D499,546 S	12/2004	Smithers
6,854,412 B1	2/2005	Courson et al.
6,926,947 B1	8/2005	Seckel
6,938,899 B2	9/2005	Kenney et al.
7,089,690 B2	8/2006	Krstic
7,097,233 B2	8/2006	Sogame et al.
D543,541 S	5/2007	Chung et al.
7,261,204 B2	8/2007	Zaidi et al.
D561,204 S	2/2008	Toh
D561,986 S	2/2008	Horne et al.
D562,794 S	2/2008	Kim et al.
D589,486 S	3/2009	He

(Continued)

Primary Examiner — Deanna L Pratt

Assistant Examiner — Lilyana Bekic

(74) *Attorney, Agent, or Firm* — Dickstein Shapiro LLP

(57) **CLAIM**

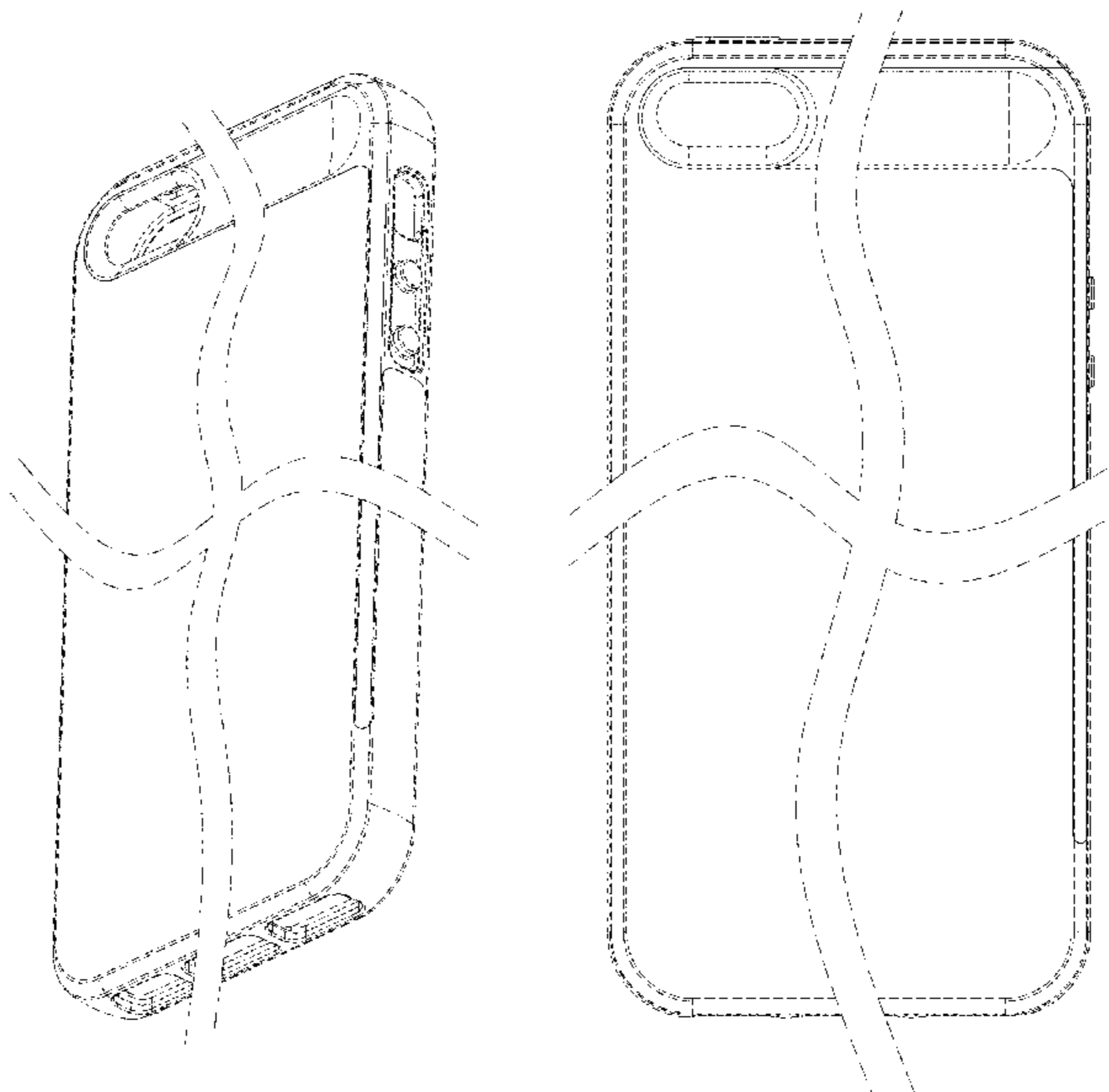
We claim the ornamental design for a case, as shown and described.

DESCRIPTION

FIG. 1 is a front perspective view of a case;
FIG. 2 is a rear perspective view thereof;
FIG. 3 is a front view thereof;
FIG. 4 is a rear view thereof;
FIG. 5 is a left side view thereof;
FIG. 6 is a right side view thereof;
FIG. 7 is a top end view thereof; and,
FIG. 8 is a bottom end view thereof.

The break lines indicate that the appearance of any portion of the case between the break lines forms no part of the claimed design. All other broken lines in the drawings illustrate portions of the case which form no part of the claimed design.

1 Claim, 6 Drawing Sheets



(56)

References Cited

U.S. PATENT DOCUMENTS

D591,753 S 5/2009 Nakano et al.
 D597,089 S 7/2009 Khan et al.
 D598,407 S 8/2009 Richardson et al.
 7,594,576 B2 9/2009 Chen et al.
 7,660,053 B2 2/2010 Naitou
 D611,042 S 3/2010 Ferrari et al.
 D623,640 S * 9/2010 Freeman D14/250
 7,789,228 B2 9/2010 Zenzai
 D625,283 S 10/2010 Okada et al.
 7,807,253 B2 10/2010 Kannankeril
 D632,686 S 2/2011 Magness et al.
 D634,313 S 3/2011 Fitzpatrick et al.
 D634,314 S * 3/2011 Fahrenedorff et al. D14/250
 7,949,242 B2 5/2011 Yang et al.
 D640,679 S 6/2011 Willes et al.

D641,756 S 7/2011 Hsieh et al.
 8,008,591 B2 8/2011 Shi et al.
 D645,441 S 9/2011 Choe et al.
 8,016,107 B2 9/2011 Emsky
 D647,519 S 10/2011 Rothbaum et al.
 D649,144 S 11/2011 Fathollahi
 D653,202 S * 1/2012 Hasbrook et al. D13/103
 D654,068 S 2/2012 Monaco et al.
 D659,139 S 5/2012 Gengler
 D663,263 S 7/2012 Gupta et al.
 D665,735 S 8/2012 Kang et al.
 D685,358 S * 7/2013 Armstrong et al. D14/250
 D700,598 S * 3/2014 Kim D14/250
 2006/0052064 A1 3/2006 Goradesky
 2006/0098966 A1 5/2006 Takahashi et al.
 2009/0139010 A1 6/2009 Bevier
 2010/0051712 A1 3/2010 Lebeck
 2010/0147737 A1 6/2010 Richardson et al.

* cited by examiner

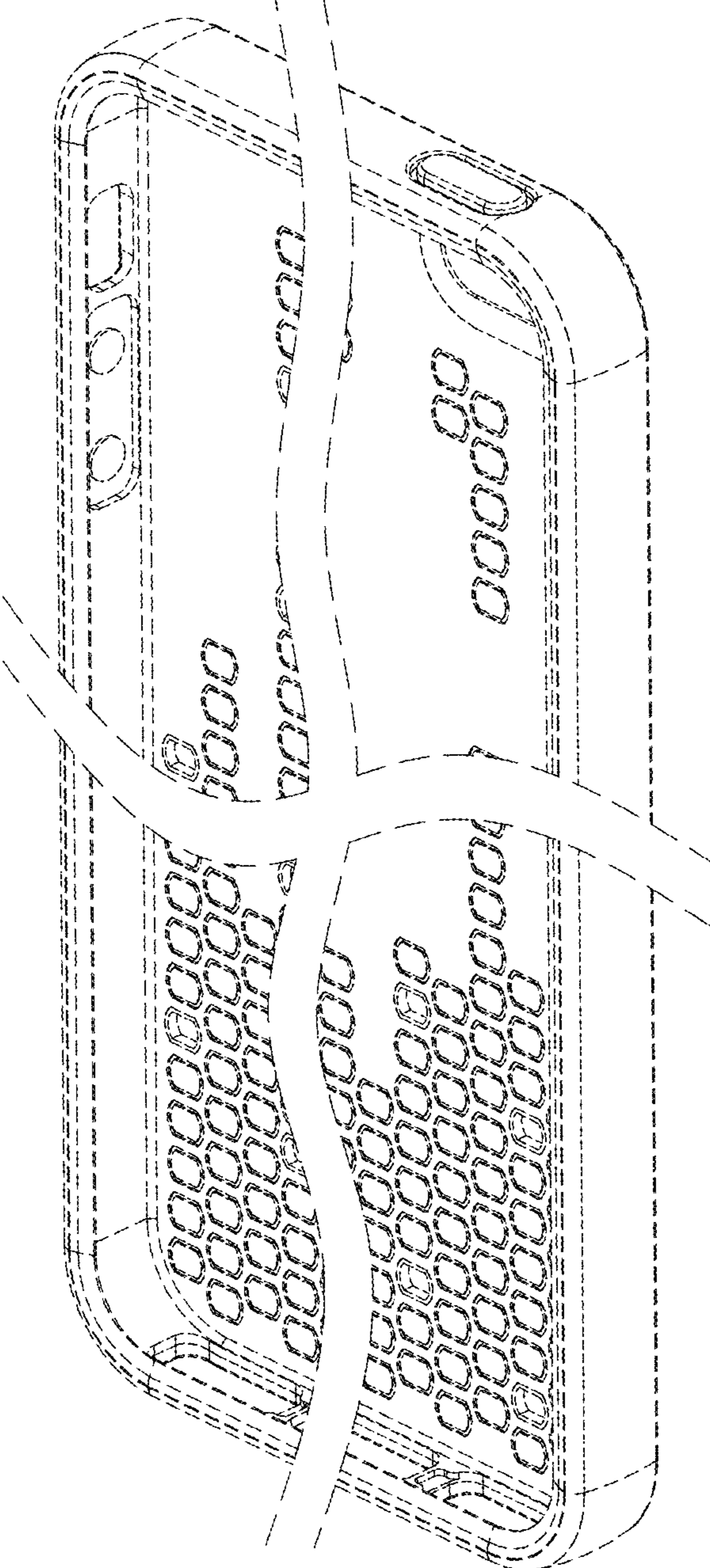


FIG. 1

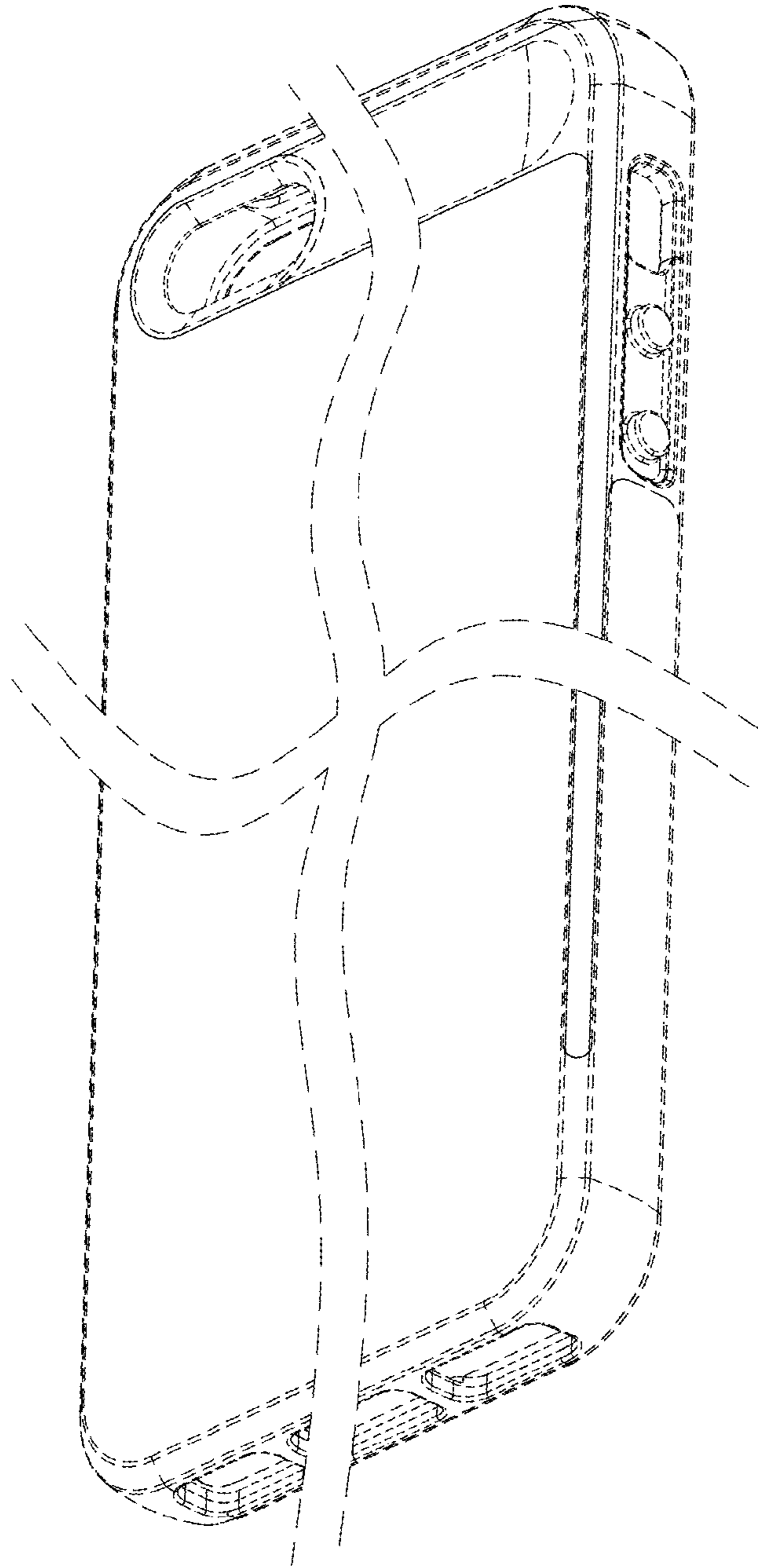


FIG. 2

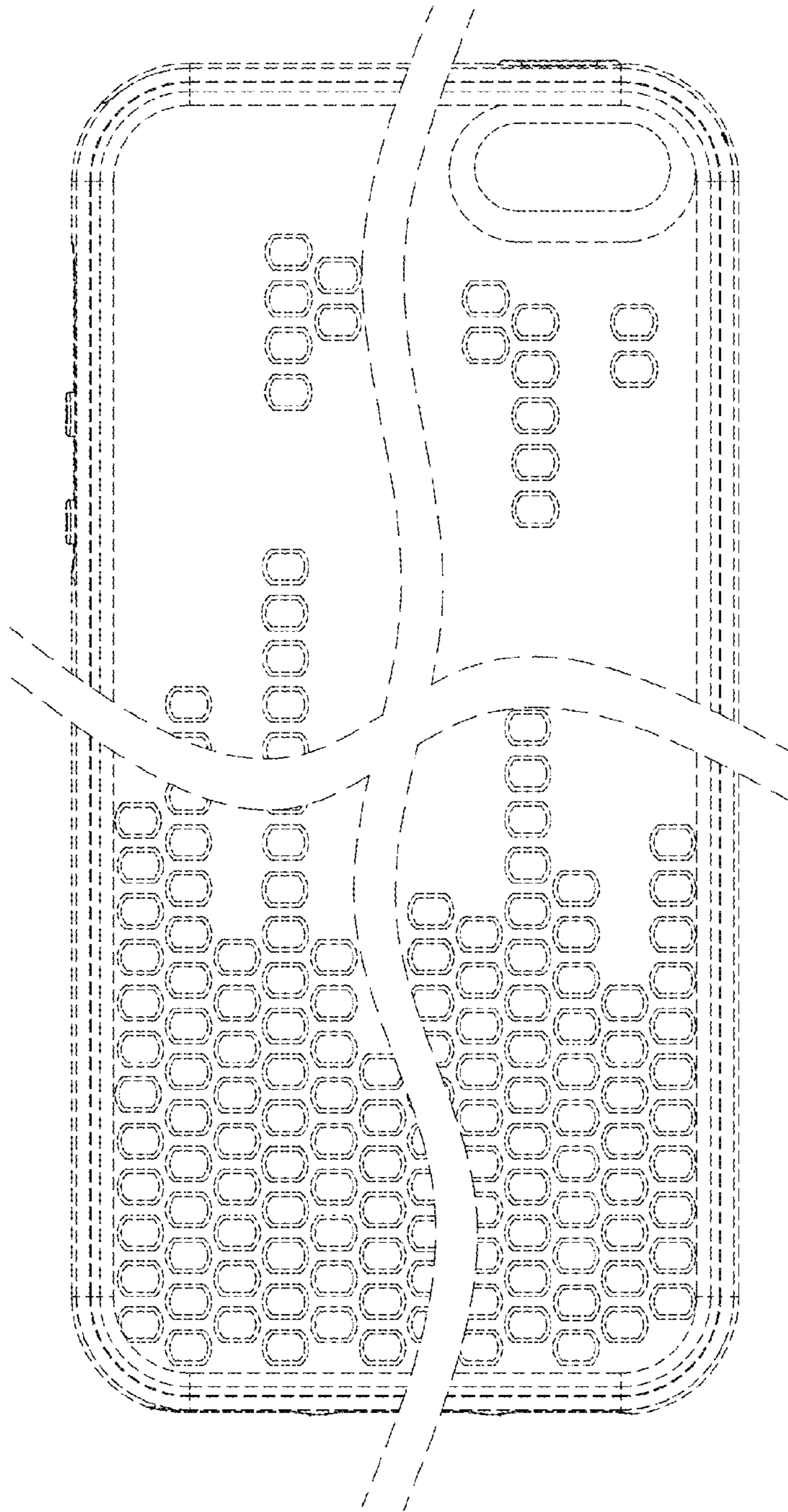


FIG. 3

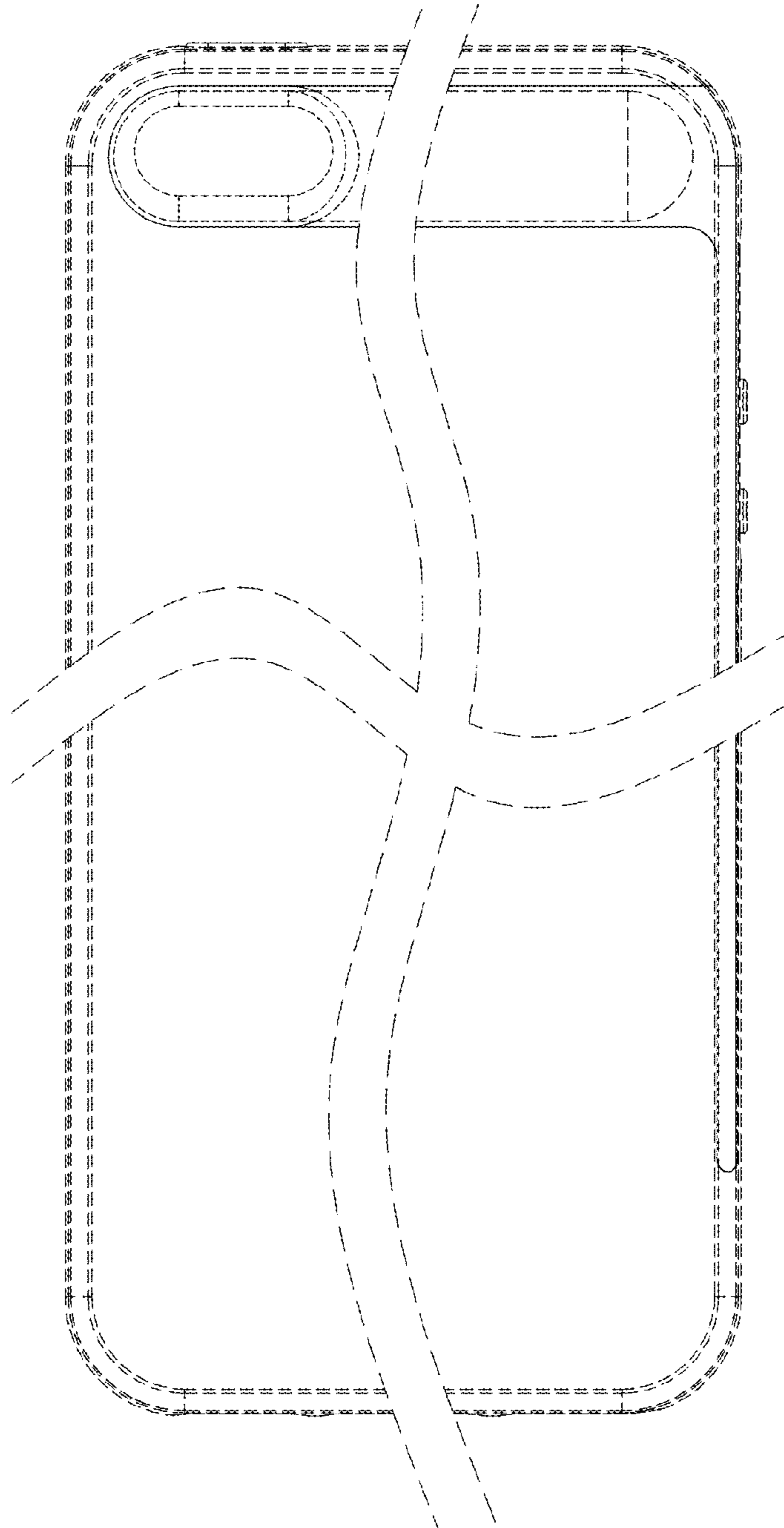


FIG. 4

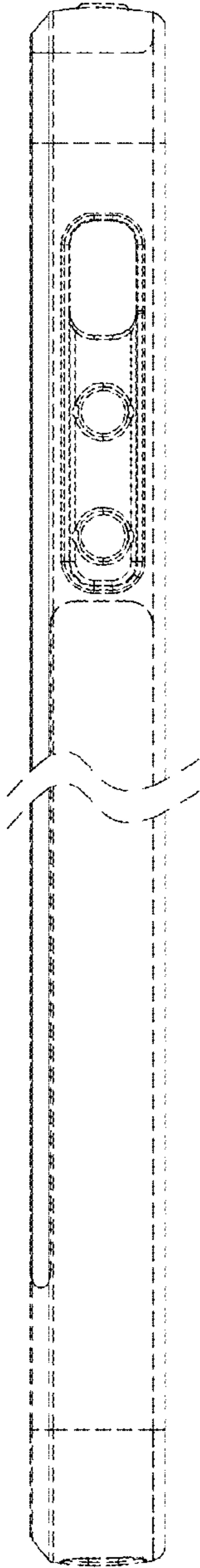


FIG. 5




FIG. 6

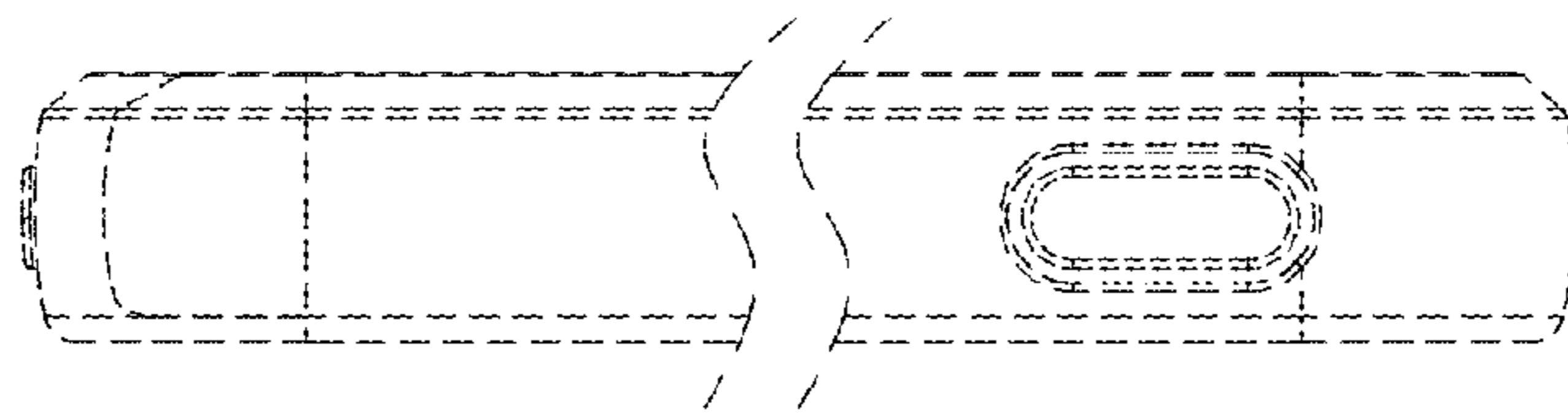


FIG. 7

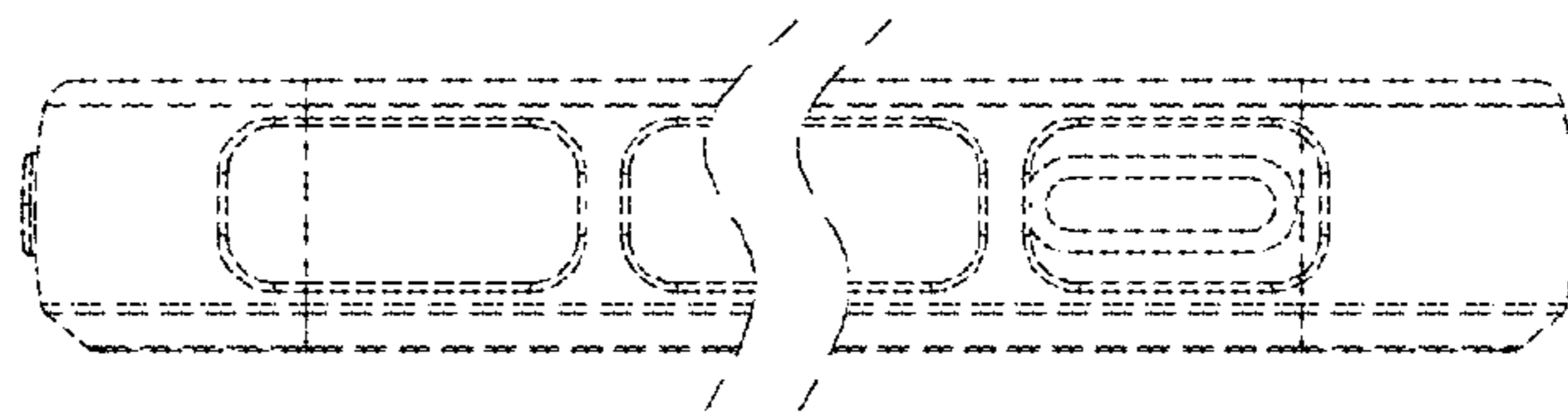


FIG. 8