



US00D717283S

(12) **United States Design Patent**
Yoon et al.

(10) **Patent No.:** **US D717,283 S**
(45) **Date of Patent:** **** Nov. 11, 2014**

(54) **TELEVISION RECEIVER**

(71) Applicant: **LG Electronics Inc.**, Seoul (KR)

(72) Inventors: **Sangwon Yoon**, Seoul (KR); **Chul Lee**,
Gyeonggi-do (KR)

(73) Assignee: **LG Electronics Inc.**, Seoul (KR)

(**) Term: **14 Years**

(21) Appl. No.: **29/473,616**

(22) Filed: **Nov. 25, 2013**

(30) **Foreign Application Priority Data**

May 28, 2013 (KR) 30-2013-0027726

(51) **LOC (10) Cl.** **14-03**

(52) **U.S. Cl.**
USPC **D14/239**; D14/126

(58) **Field of Classification Search**
USPC D14/125-134, 239, 371, 136, 374-377,
D14/440, 450, 44, 448, 336, 342; 312/7.2;
348/836, 838, 180, 184, 325, 739;
248/917-924, 465; 345/104, 133, 156,
345/168, 87, 173; D21/329, 515, 577, 622,
D21/333, 433, 448, 452, 450, 331, 505;
D10/15, 26; 446/484, 175, 356;
D6/700, 701, 682.3

See application file for complete search history.

(56) **References Cited**

U.S. PATENT DOCUMENTS

D669,047	S	*	10/2012	Asanuma et al.	D14/126
D671,084	S	*	11/2012	Kim et al.	D14/126
D680,090	S	*	4/2013	Serota	D14/126
D680,509	S	*	4/2013	Hwangbo et al.	D14/126
D682,799	S	*	5/2013	Hwang Bo et al.	D14/126
D689,033	S	*	9/2013	Hwangbo et al.	D14/126

* cited by examiner

Primary Examiner — Randall Gholson

(74) *Attorney, Agent, or Firm* — Morgan, Lewis & Bockius LLP

(57) **CLAIM**

The ornamental design for a television receiver, as shown and described.

DESCRIPTION

FIG. 1 is a perspective view of a television receiver showing our new design;
FIG. 2 is a front view thereof;
FIG. 3 is a rear view thereof;
FIG. 4 is a left side view thereof where the right side view is a mirror image;
FIG. 5 is a top plan view thereof;
FIG. 6 is a bottom plan view thereof; and,
FIG. 7 is a rear perspective view thereof.
The broken lines show unclaimed subject matter only and form no part of the claimed design. The dash-dot broken lines define the bounds of the claimed design and form no part thereof.

1 Claim, 6 Drawing Sheets

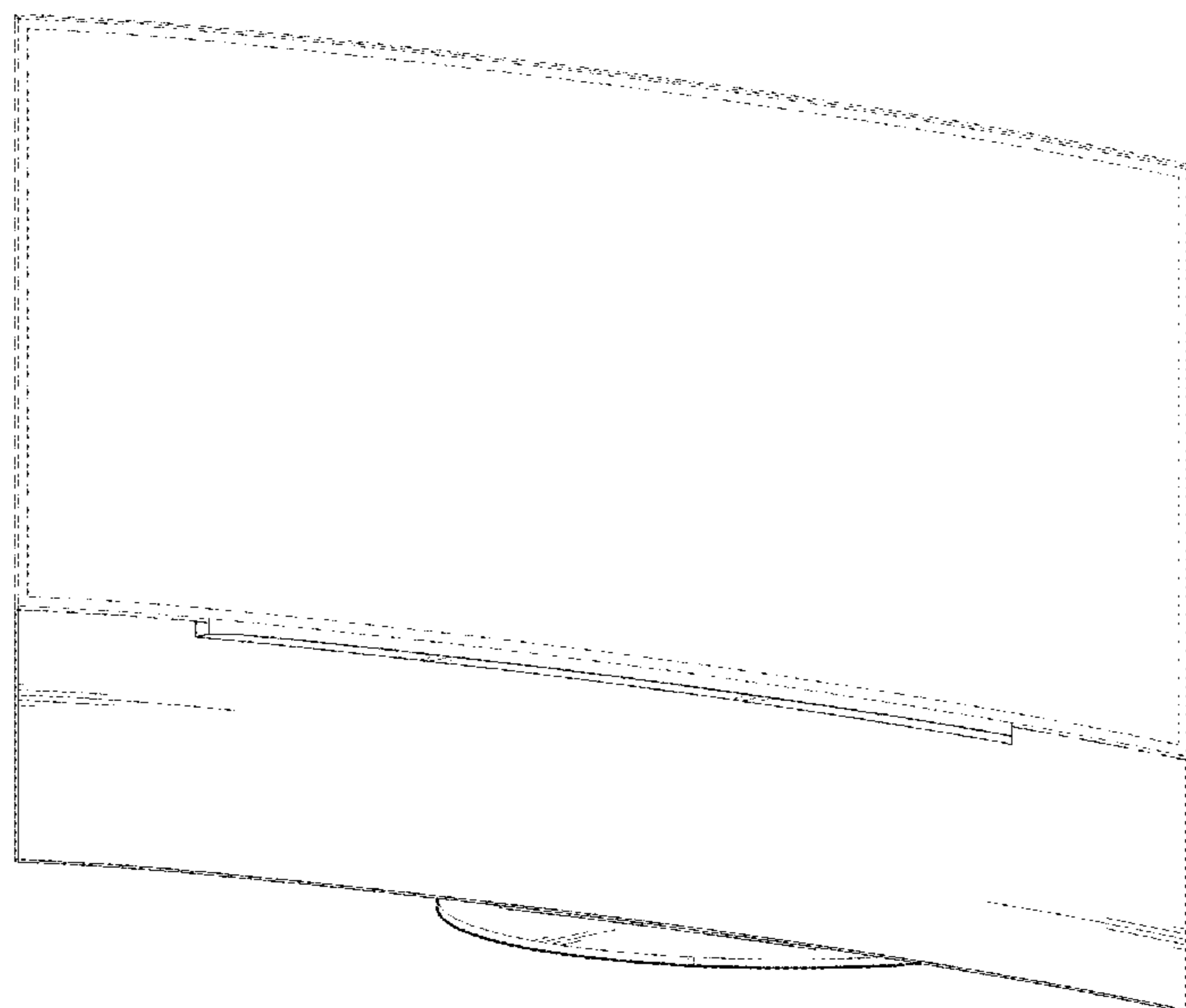


FIG. 1

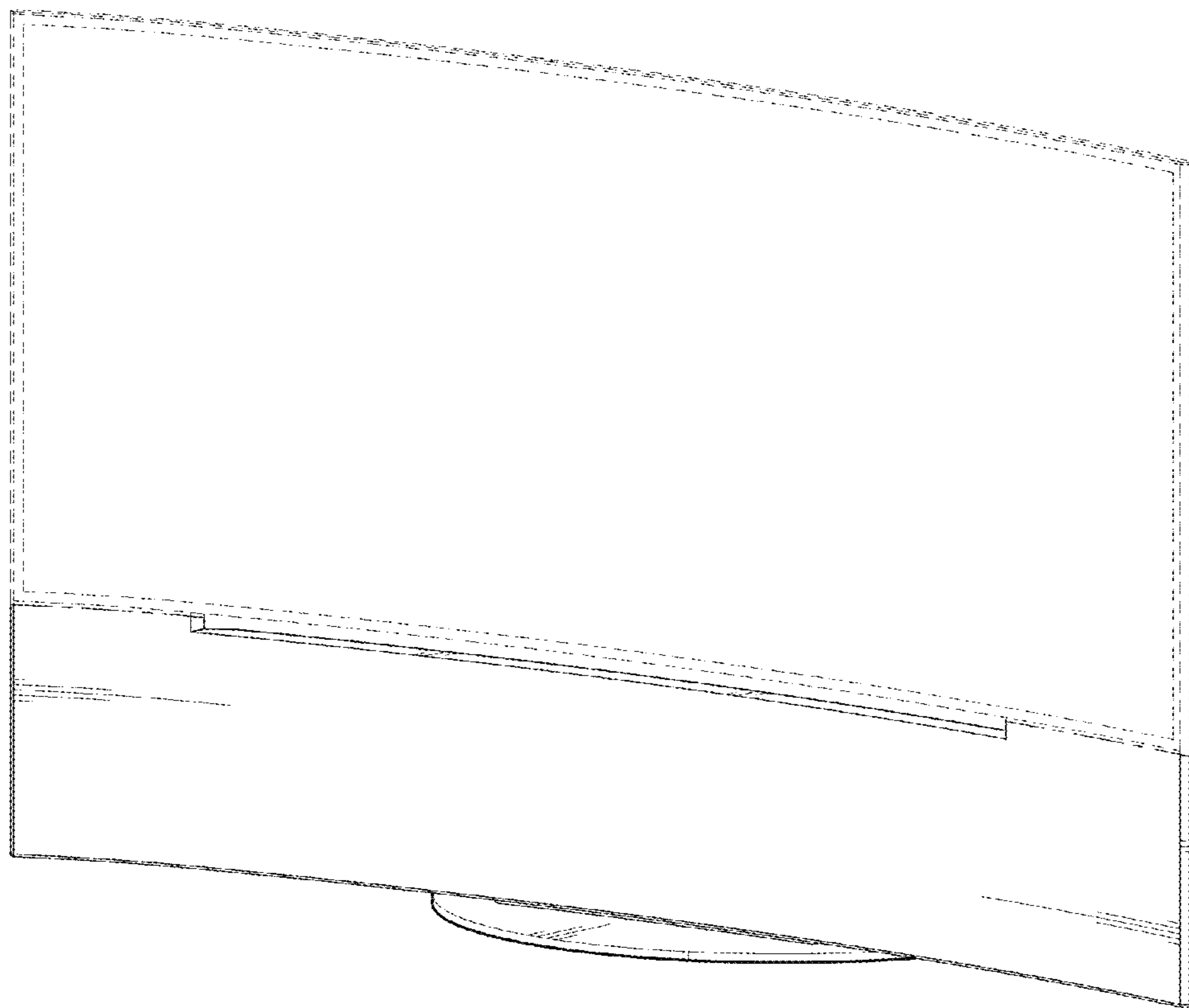


FIG. 2

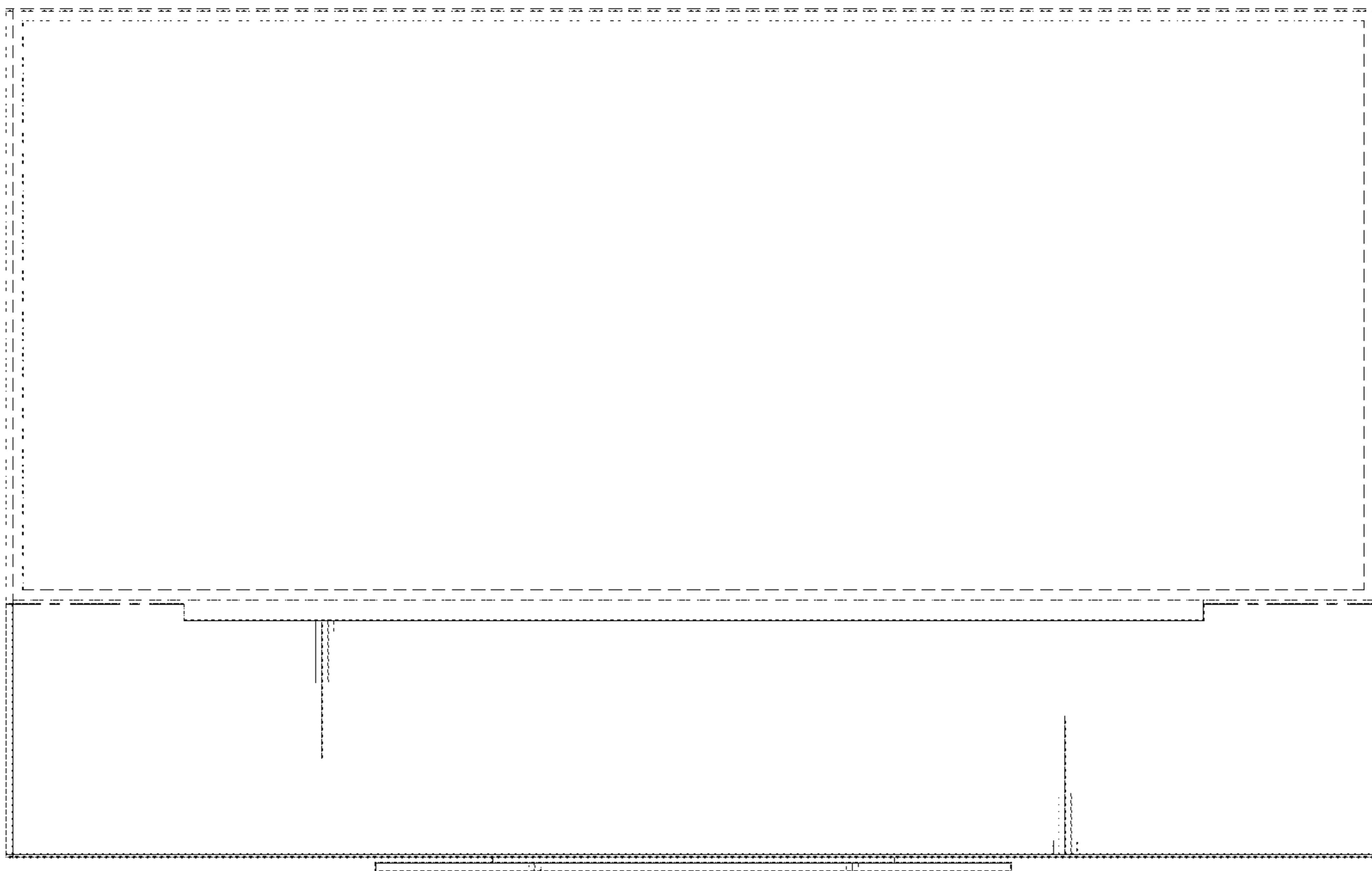


FIG. 3




FIG. 4

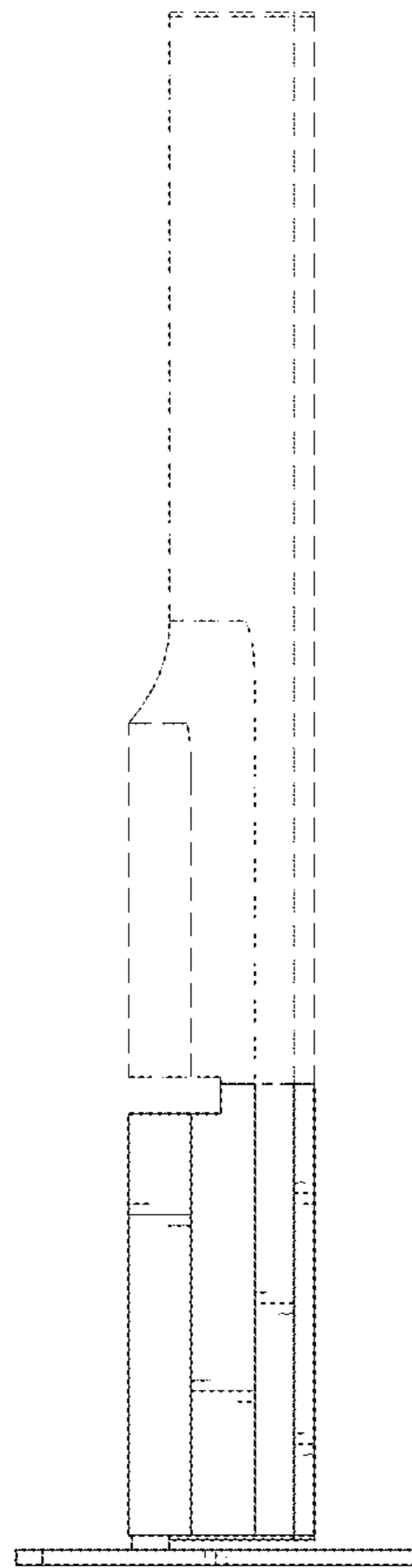


FIG. 5

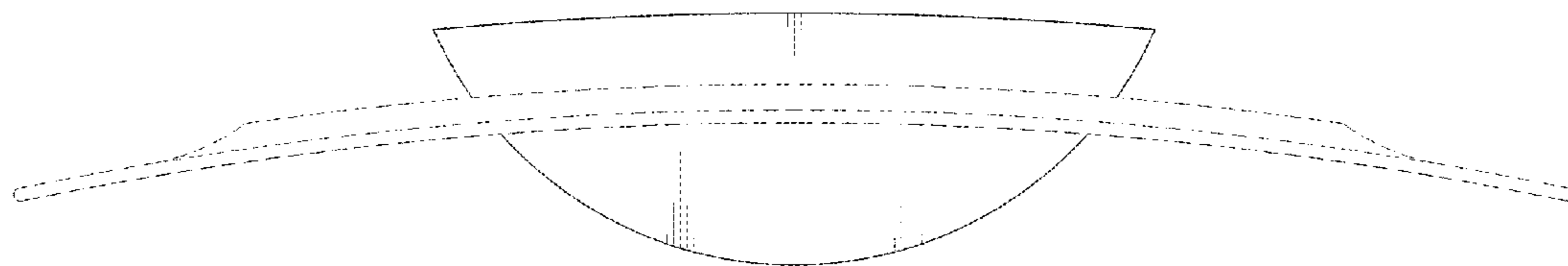


FIG. 6

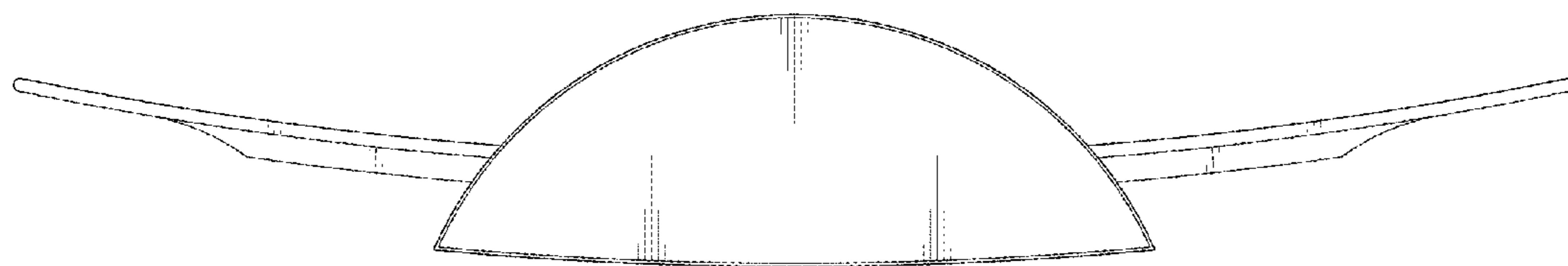


FIG. 7

