



US00D717279S

(12) **United States Design Patent**
Wai

(10) **Patent No.:** **US D717,279 S**

(45) **Date of Patent:** **** Nov. 11, 2014**

(54) **HANDHELD REMOTE CONTROL**

(71) Applicant: **Victor K. Wai**, Siu Lam NT (HK)

(72) Inventor: **Victor K. Wai**, Siu Lam NT (HK)

(**) Term: **14 Years**

(21) Appl. No.: **29/495,412**

(22) Filed: **Jun. 30, 2014**

(51) **LOC (10) Cl.** **14-03**

(52) **U.S. Cl.**
USPC **D14/218**

(58) **Field of Classification Search**
USPC D14/218, 137–139, 174, 151, 191–193,
D14/299, 167, 168; D13/168, 162–164;
D21/512–517, 566; D10/104, 106;
455/352–355, 151.1–151.4, 128, 347,
455/90.3; 348/114, 734

See application file for complete search history.

D442,946 S * 5/2001 Pohl et al. D14/225
D494,489 S * 8/2004 Tulloch D10/106.1
D506,996 S * 7/2005 Nilsen D14/240
D512,028 S * 11/2005 Martin D13/168
D529,944 S * 10/2006 Oas D18/7
D538,033 S * 3/2007 Schaeken et al. D3/207
D561,116 S * 2/2008 Kato D13/168
D567,232 S * 4/2008 Darbut et al. D14/225
D571,309 S * 6/2008 Peter D13/168
D576,155 S * 9/2008 Wilson et al. D14/225
D607,761 S * 1/2010 Howard D10/65
D619,987 S * 7/2010 Scherf D14/138 AC
D622,710 S * 8/2010 Goransson D14/240
D631,027 S * 1/2011 Li D14/138 AA
D639,547 S * 6/2011 Stefanov D3/207
D667,381 S * 9/2012 Rolli et al. D13/168
8,316,492 B2 * 11/2012 Barber et al. 7/118
D692,416 S * 10/2013 Tu D14/218
D698,738 S * 2/2014 Baggio et al. D13/168
D704,673 S * 5/2014 Agarwal D14/138 G
D712,380 S * 9/2014 Hwang et al. D14/218
D712,381 S * 9/2014 Hwang et al. D14/218

* cited by examiner

Primary Examiner — John Windmuller

(74) *Attorney, Agent, or Firm* — Tejpal S. Hansra

(56) **References Cited**

U.S. PATENT DOCUMENTS

D195,964 S * 8/1963 Spilman D14/225
D203,187 S * 12/1965 Deschamps D14/225
D346,804 S * 5/1994 Tokiyama D14/226
D351,591 S * 10/1994 Chen D13/168
D356,746 S * 3/1995 Dziarsk et al. D10/104.1
D373,319 S * 9/1996 Dziarsk D10/106.1
D388,094 S * 12/1997 Tokiyama et al. D14/226
D390,195 S * 2/1998 Chen D13/168
D409,578 S * 5/1999 Jones D13/168
D413,600 S * 9/1999 Cheng et al. D14/218
D413,891 S * 9/1999 Walker D14/218
D415,735 S * 10/1999 Zuege D13/168
D415,767 S * 10/1999 Page et al. D14/226
D421,261 S * 2/2000 Heuel D14/191
D435,030 S * 12/2000 Mak D14/150
D436,595 S * 1/2001 Suzuki D14/432

(57) **CLAIM**

The ornamental design for a handheld remote control, as shown and described.

DESCRIPTION

FIG. 1 is an isometric view of a handheld remote control showing my new design;
FIG. 2 is a front view thereof;
FIG. 3 is a right side view thereof;
FIG. 4 is a left side view thereof;
FIG. 5 is a back view thereof;
FIG. 6 is a top view thereof; and,
FIG. 7 is a bottom view thereof.

1 Claim, 3 Drawing Sheets

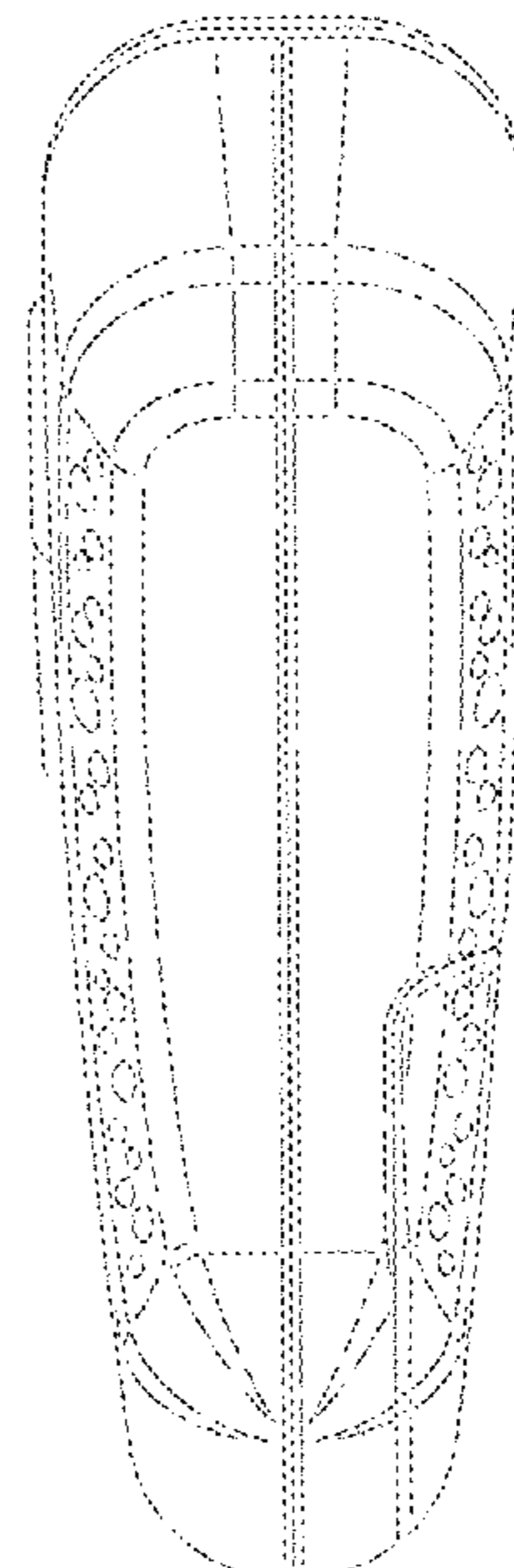
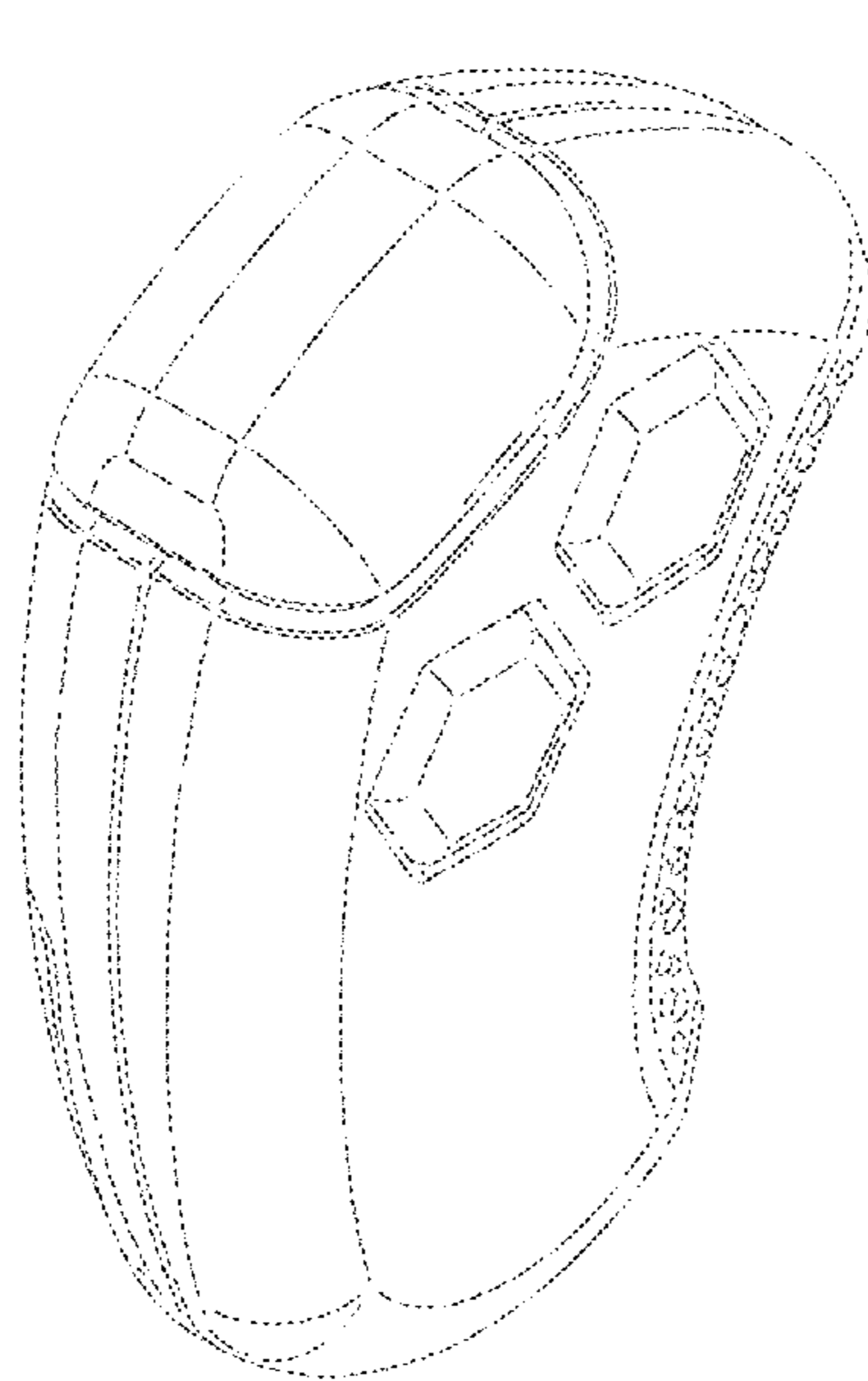


FIG. 1

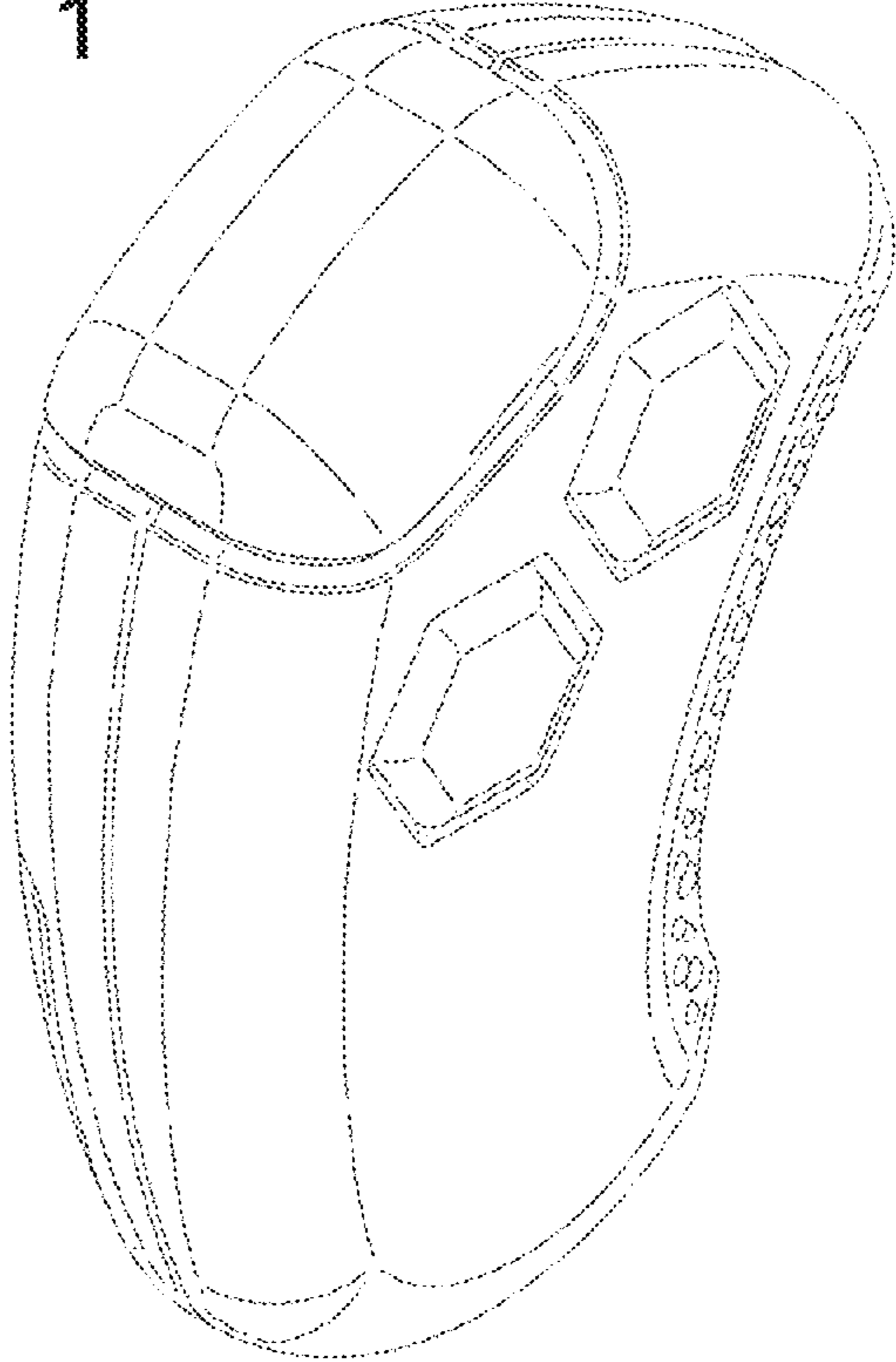


FIG. 2

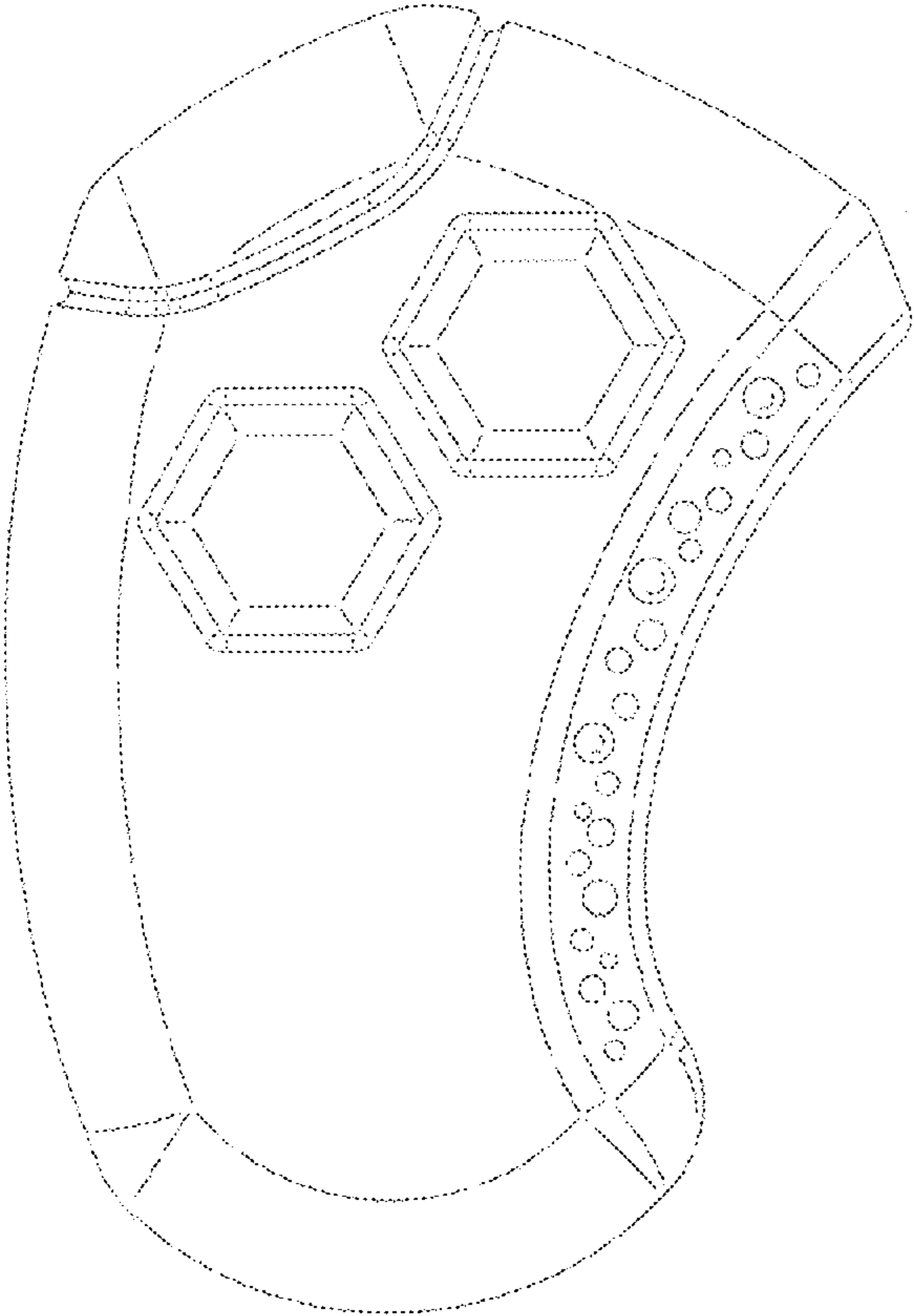


FIG. 3

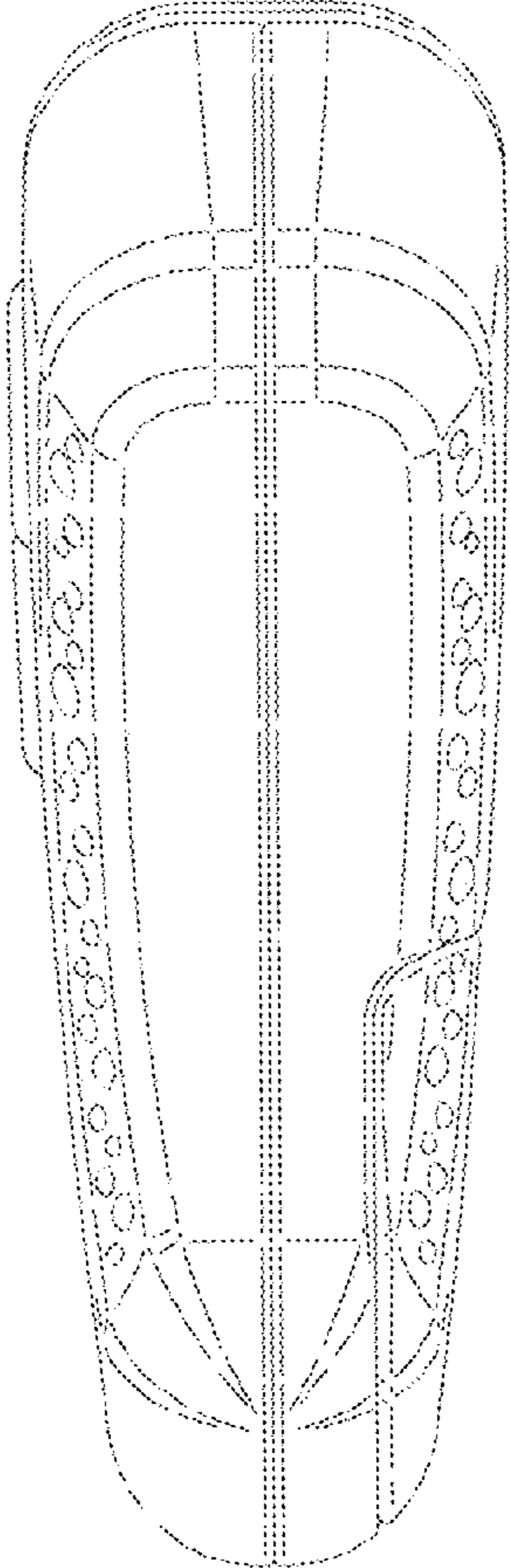


FIG. 4

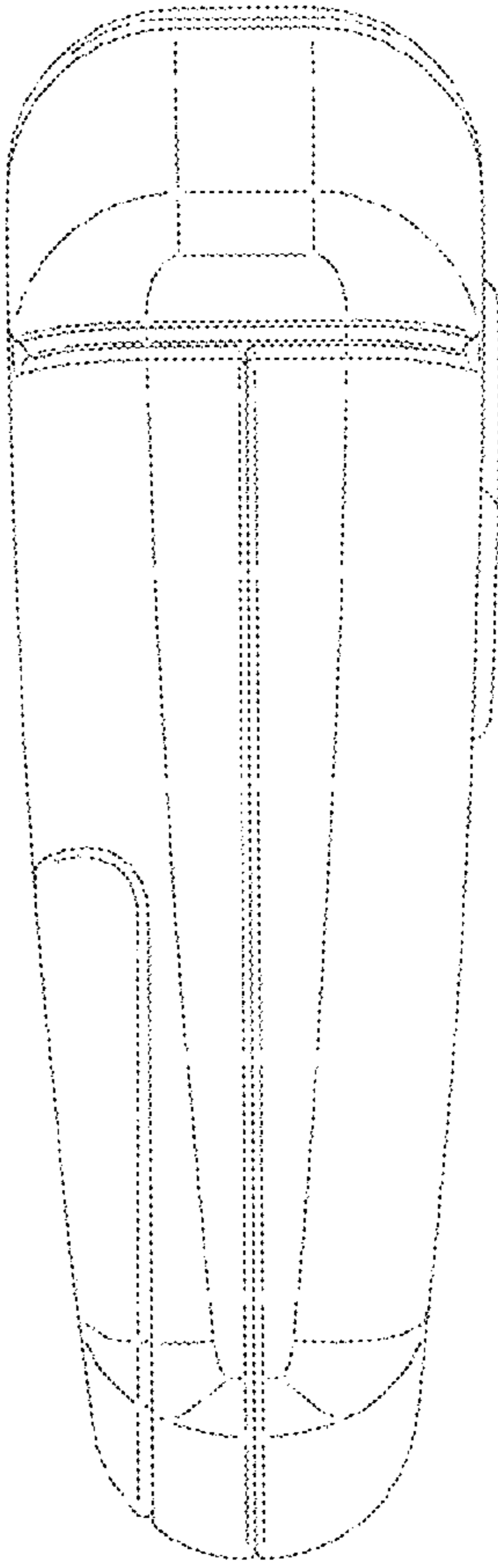


FIG. 5

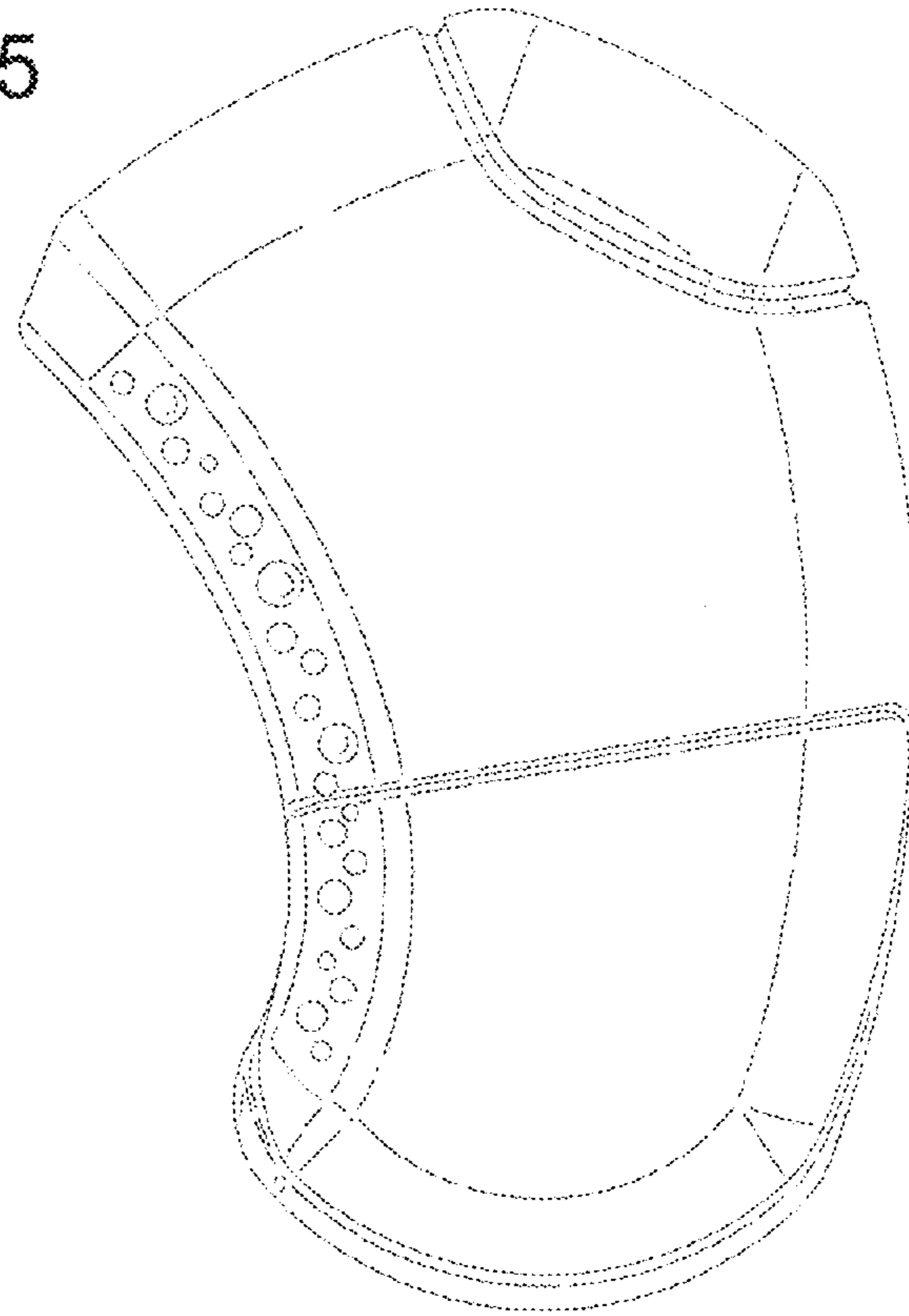


FIG. 6

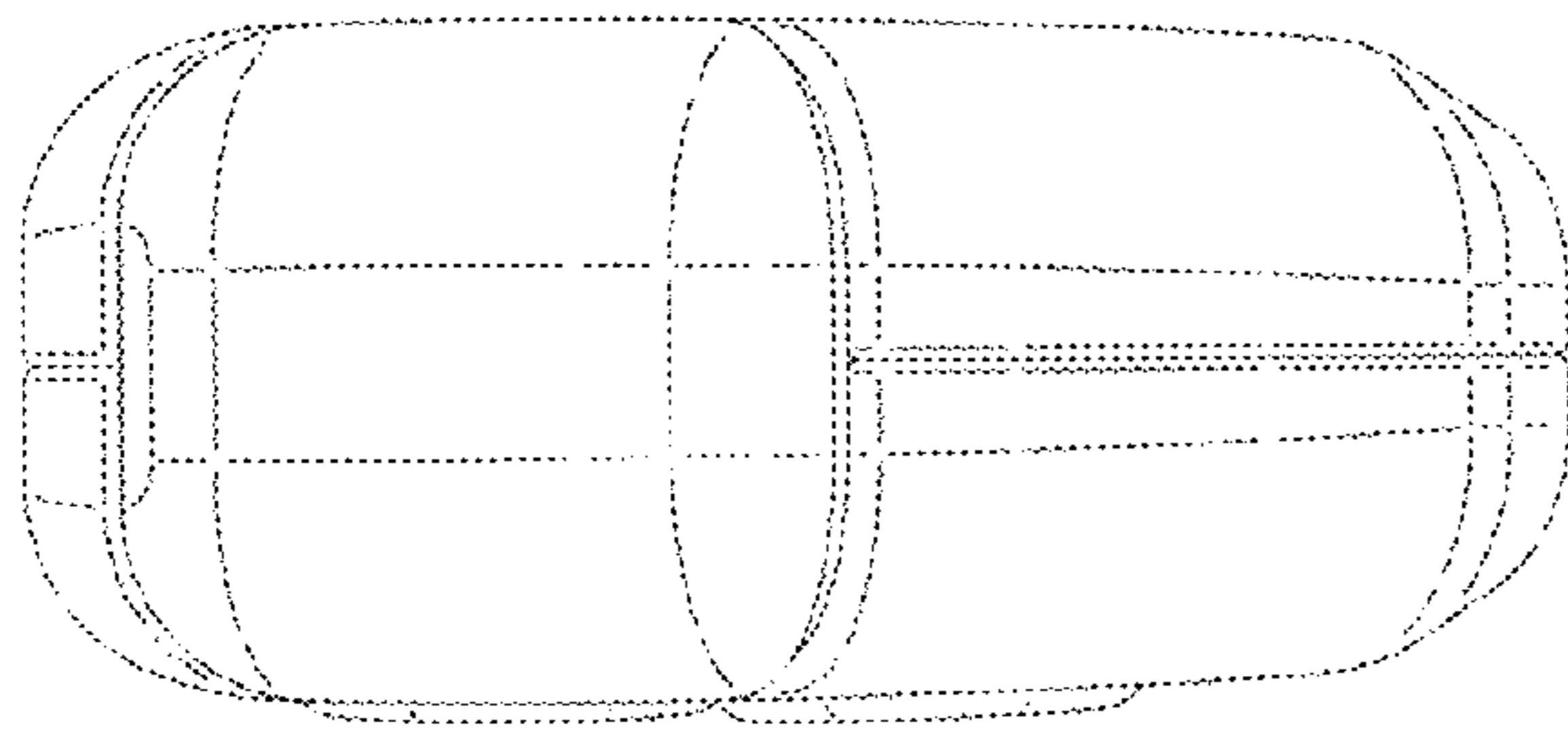


FIG. 7

