



US00D717263S

(12) **United States Design Patent**  
**Wozniak**

(10) **Patent No.:** **US D717,263 S**

(45) **Date of Patent:** **\*\* Nov. 11, 2014**

(54) **HANDSET**

(71) Applicant: **Nokia Corporation**, Espoo (FI)

(72) Inventor: **Leonard Wozniak**, Calabasas, CA (US)

(73) Assignee: **Nokia Corporation**, Espoo (FI)

(\*\*) Term: **14 Years**

(21) Appl. No.: **29/448,574**

(22) Filed: **Mar. 13, 2013**

(51) **LOC (10) Cl.** ..... **14-03**

(52) **U.S. Cl.**  
USPC ..... **D14/138 G**

(58) **Field of Classification Search**

CPC ..... H04M 1/0202; H04M 1/0235; H04M  
1/0237; H04M 1/0239; H04M 2250/52

USPC ..... D14/138 R, 138 AD, 138 AC, 138 C,  
D14/138 G, 137, 341-347, 247-248;  
455/566, 575.1, 575.3, 575.4

See application file for complete search history.

(56) **References Cited**

**U.S. PATENT DOCUMENTS**

D580,393 S	*	11/2008	Kim et al.	.....	D14/138 AD
D589,021 S	*	3/2009	Millora	.....	D14/138 AD
D592,168 S	*	5/2009	Bai et al.	.....	D14/138 G
D592,629 S	*	5/2009	Bai et al.	.....	D14/138 AD
D605,158 S	*	12/2009	Hung et al.	.....	D14/138 G
D615,949 S	*	5/2010	Kim	.....	D14/138 G
D640,220 S	*	6/2011	Shyu et al.	.....	D14/138 G
D646,661 S	*	10/2011	Kim	.....	D14/138 AD
D647,076 S	*	10/2011	Kim	.....	D14/138 G
D647,501 S	*	10/2011	Kim	.....	D14/138 G
D665,766 S		8/2012	Eguchi		

(Continued)

**OTHER PUBLICATIONS**

Sony Xperia acro S, announced May 2012, [online], [retrieved on May 30, 2012]. Retrieved from Internet ,<URL: <http://www.gsmarena.com>>.\*

(Continued)

*Primary Examiner* — Bridget L Eland

(74) *Attorney, Agent, or Firm* — Banner & Witcoff, Ltd.

(57) **CLAIM**

The ornamental design for a handset, as shown and described.

**DESCRIPTION**

FIG. 1 is a perspective front view of a handset showing my new design;

FIG. 2 is a front plan view thereof;

FIG. 3 is a rear plan view thereof;

FIG. 4 is a left side view thereof;

FIG. 5 is a right side view thereof;

FIG. 6 is a top plan view thereof;

FIG. 7 is a bottom plan view thereof;

FIG. 8 is a perspective front view of a handset showing my new design;

FIG. 9 is a front plan view thereof;

FIG. 10 is a rear plan view thereof;

FIG. 11 is a left side view thereof;

FIG. 12 is a right side view thereof;

FIG. 13 is a top plan view thereof;

FIG. 14 is a bottom plan view thereof;

FIG. 15 is a perspective front view of a handset showing my new design;

FIG. 16 is a front plan view thereof;

FIG. 17 is a rear plan view thereof;

FIG. 18 is a left side view thereof;


FIG. 19 is a right side view thereof;

FIG. 20 is a top plan view thereof; and,

FIG. 21 is a bottom plan view thereof.

The broken lines immediately adjacent the shaded areas, encompassing unshaded regions, represent the bounds of the claimed design; the broken lines form no part of the claimed design.

**1 Claim, 15 Drawing Sheets**



(56)

**References Cited**

U.S. PATENT DOCUMENTS

D666,980 S 9/2012 Faoro  
D671,905 S \* 12/2012 Mauritzson ..... D14/138 G  
D673,131 S \* 12/2012 Sugiyama ..... D14/138 G  
D677,233 S \* 3/2013 Mauritzson ..... D14/138 G  
D677,234 S \* 3/2013 Hirano ..... D14/138 G  
D677,235 S \* 3/2013 Hibi ..... D14/138 G  
D680,512 S 4/2013 Lu et al.  
D680,513 S 4/2013 Lu et al.  
D681,591 S \* 5/2013 Sung ..... D14/138 G  
D683,325 S \* 5/2013 Sugiyama ..... D14/138 G  
D684,946 S \* 6/2013 Ryu ..... D14/138 G  
D689,840 S 9/2013 Lu

D698,746 S \* 2/2014 Kaneta ..... D14/138 G  
D703,632 S \* 4/2014 Lim et al. .... D14/138 G  
D707,642 S \* 6/2014 Shao ..... D14/138 G  
D708,161 S \* 7/2014 Ishida ..... D14/138 G  
2007/0287512 A1\* 12/2007 Kilpi et al. .... 455/575.1  
2010/0255862 A1\* 10/2010 Mitsunaga et al. .... 455/466  
2011/0143769 A1\* 6/2011 Jones et al. .... 455/456.1  
2012/0157174 A1\* 6/2012 Woo et al. .... 455/575.4

OTHER PUBLICATIONS

LG Optimus L5 Dual E615, announced Aug. 2012, [online],  
[retrieved on Sep. 12, 2012]. Retrieved from Internet ,<URL: <http://www.gsmarena.com>>.\*

\* cited by examiner

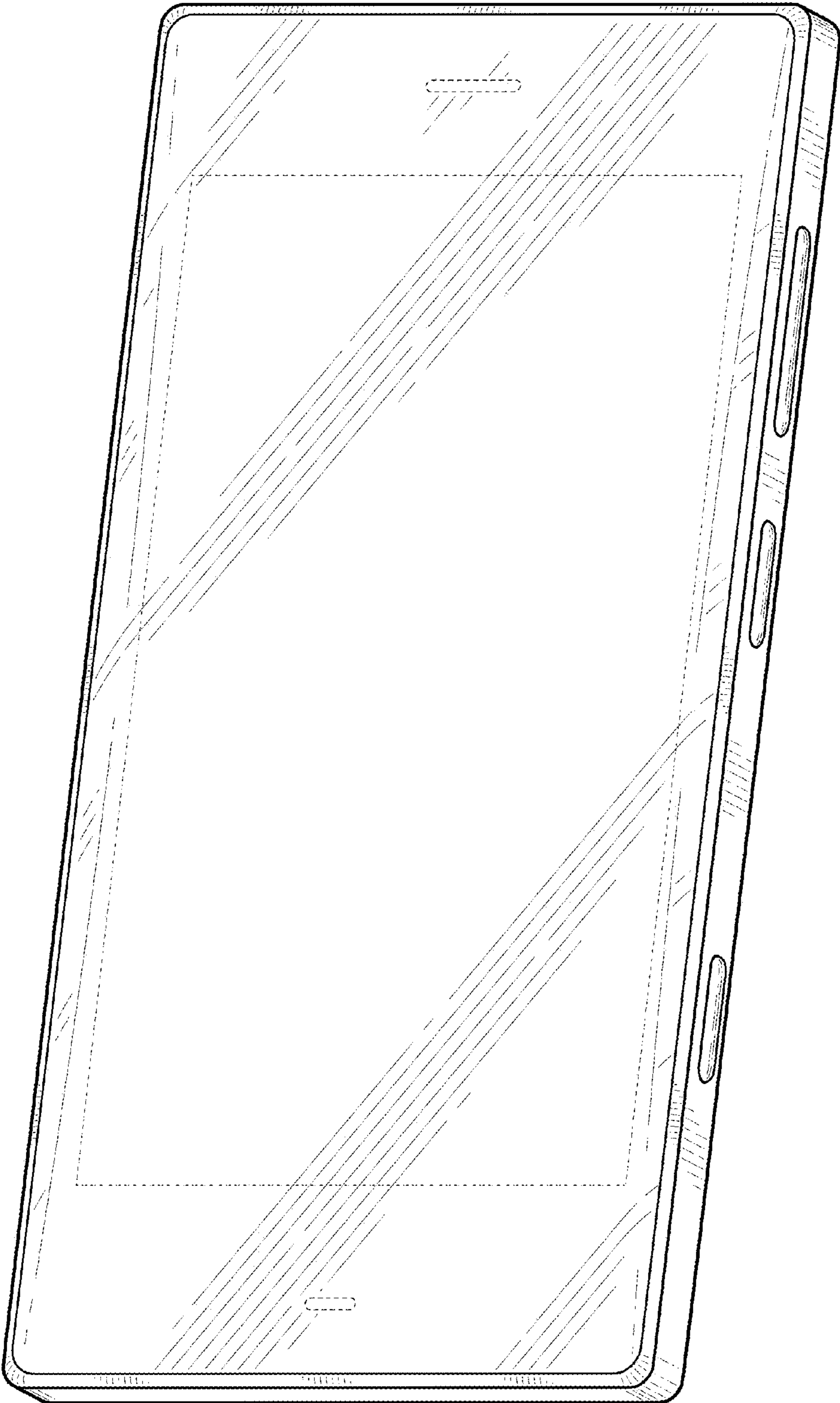


FIG. 1




FIG. 2

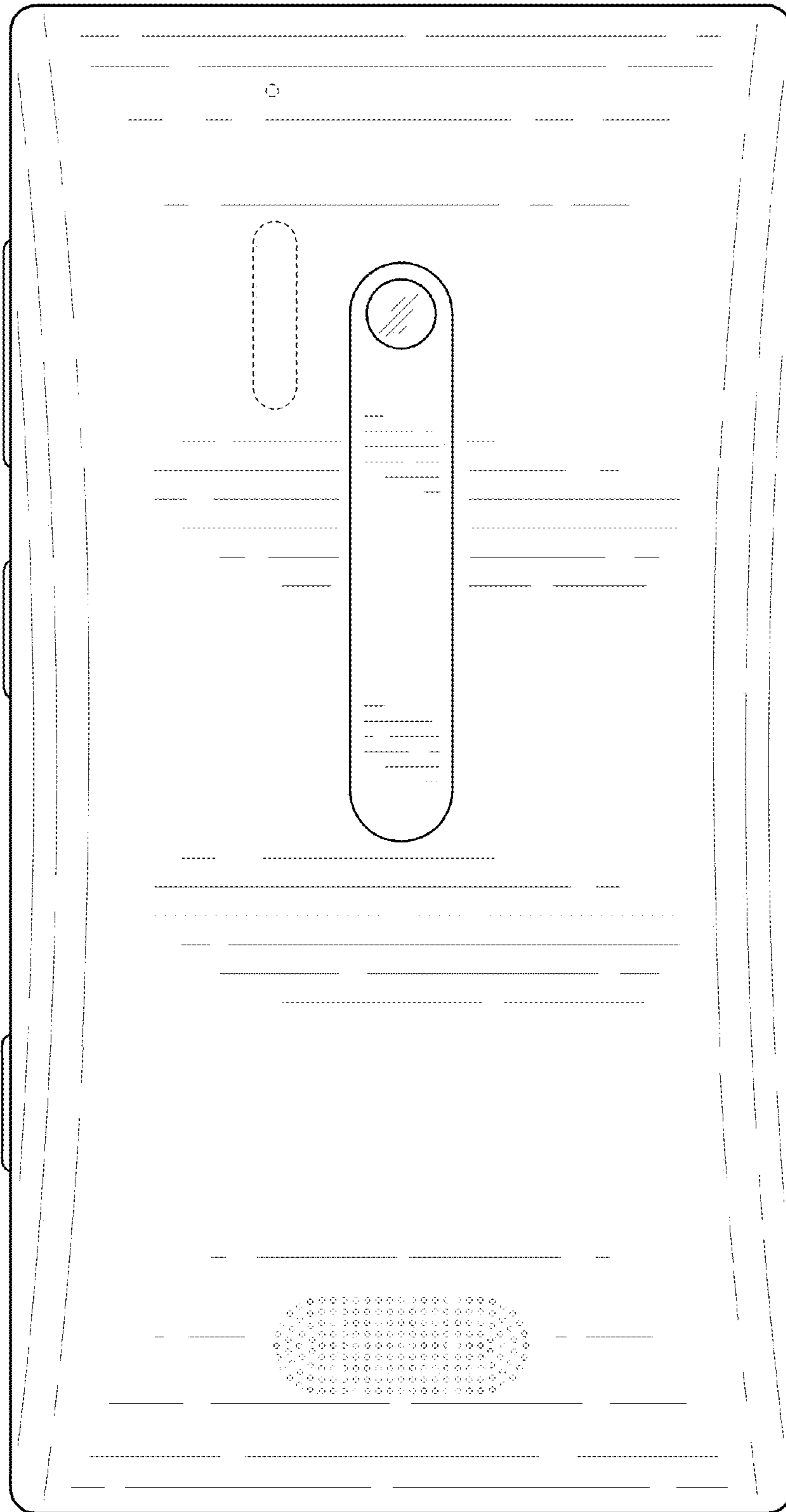


FIG. 3

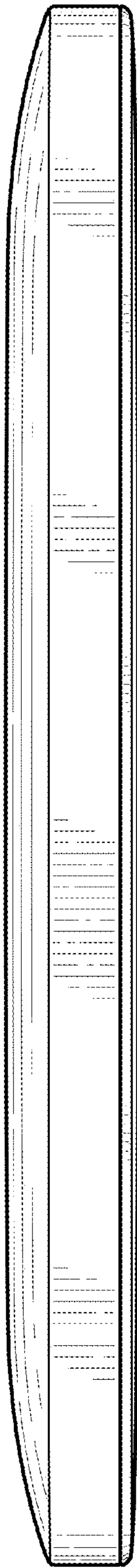


FIG. 4

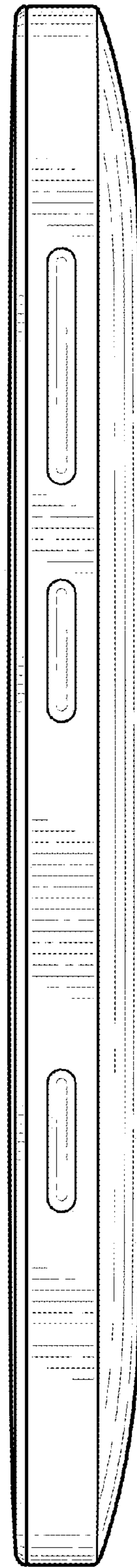


FIG. 5

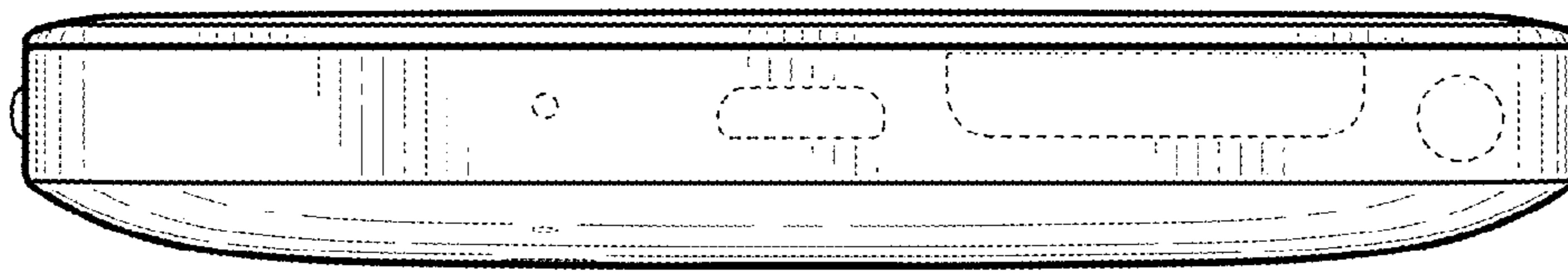


FIG. 6

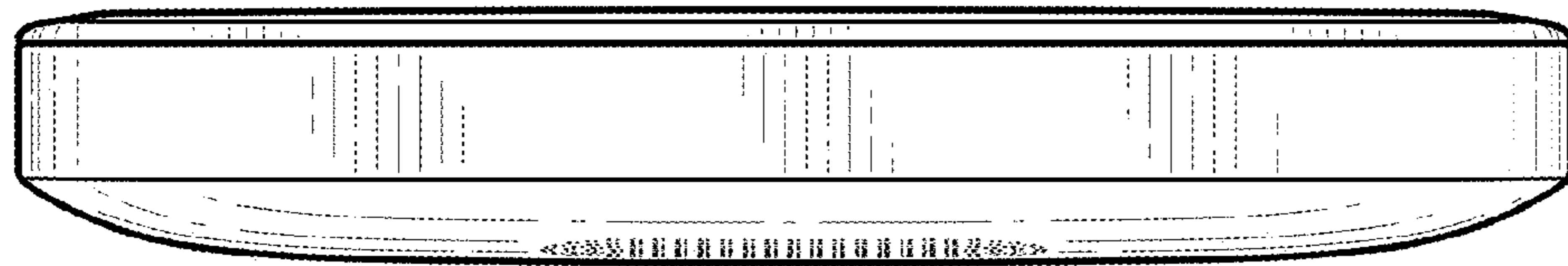


FIG. 7

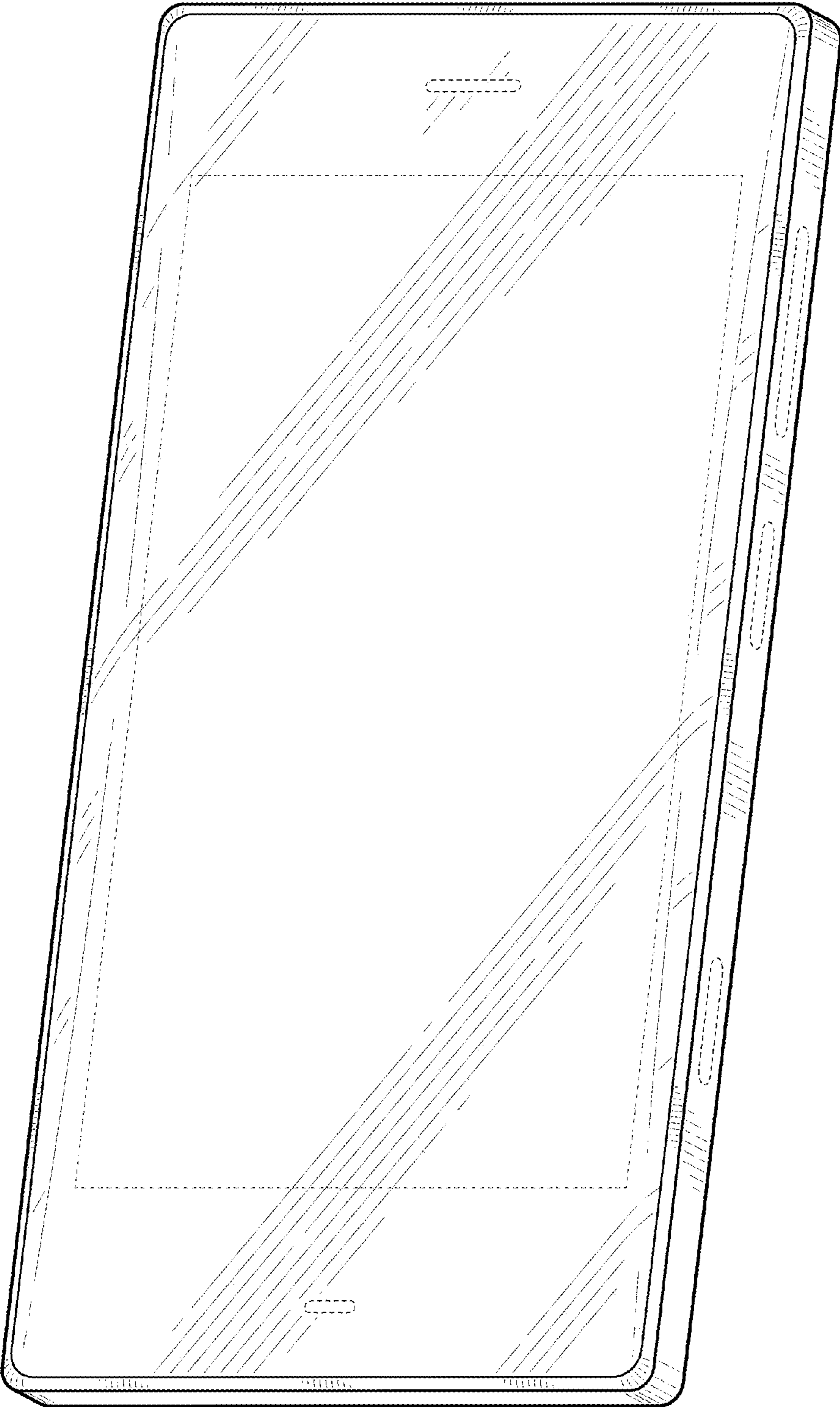


FIG. 8






FIG. 9

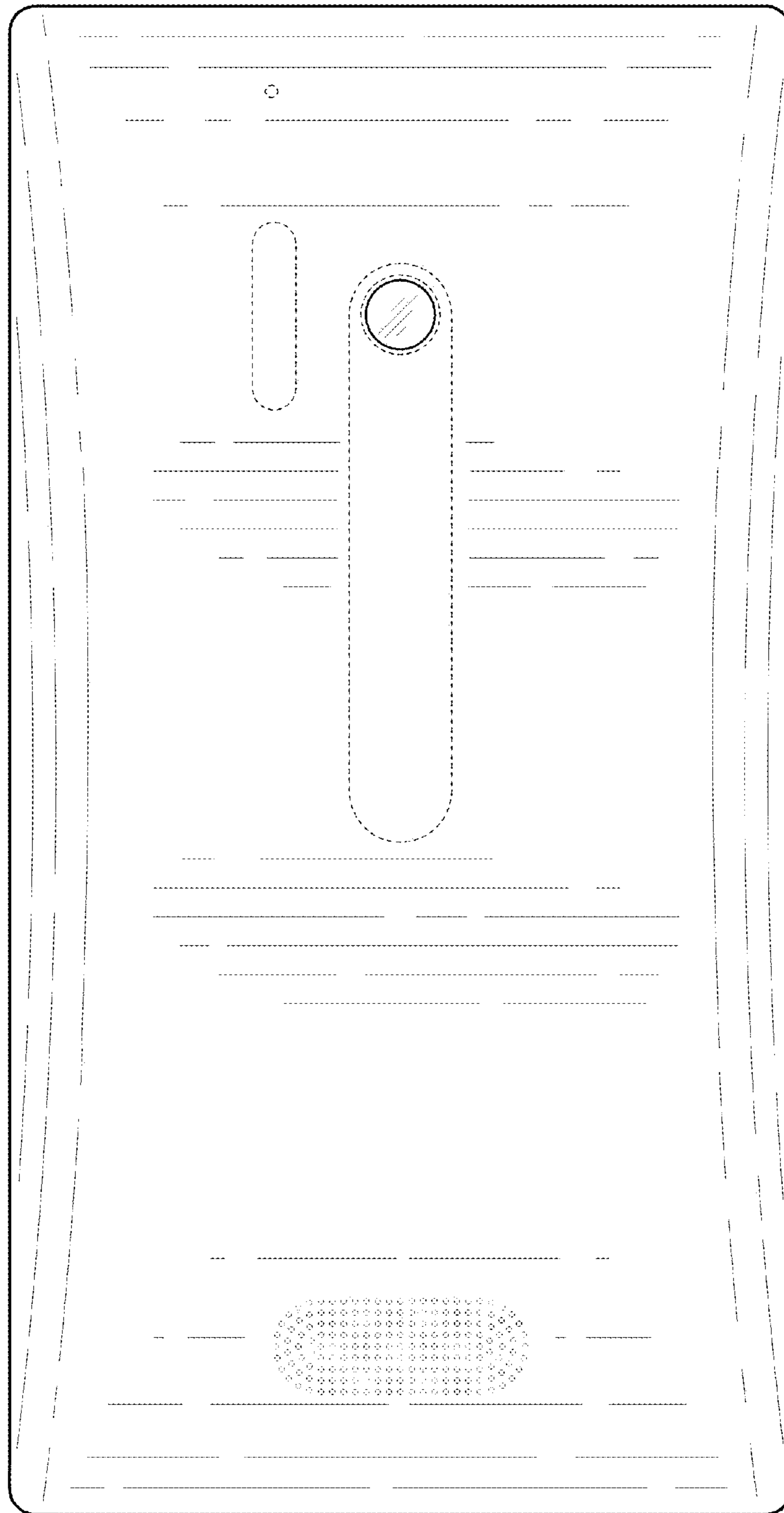


FIG. 10

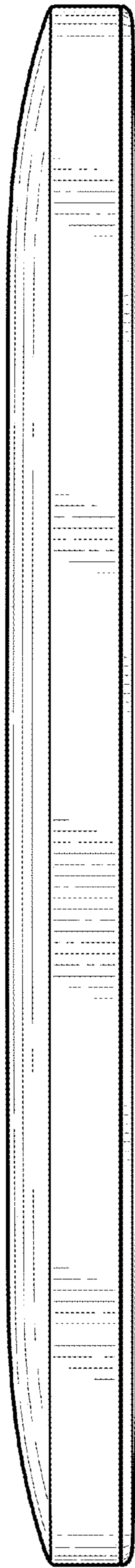


FIG. 11

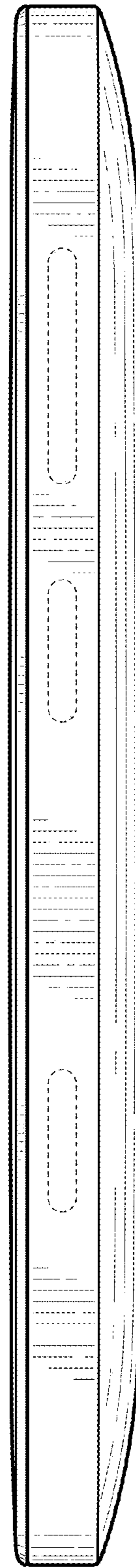


FIG. 12

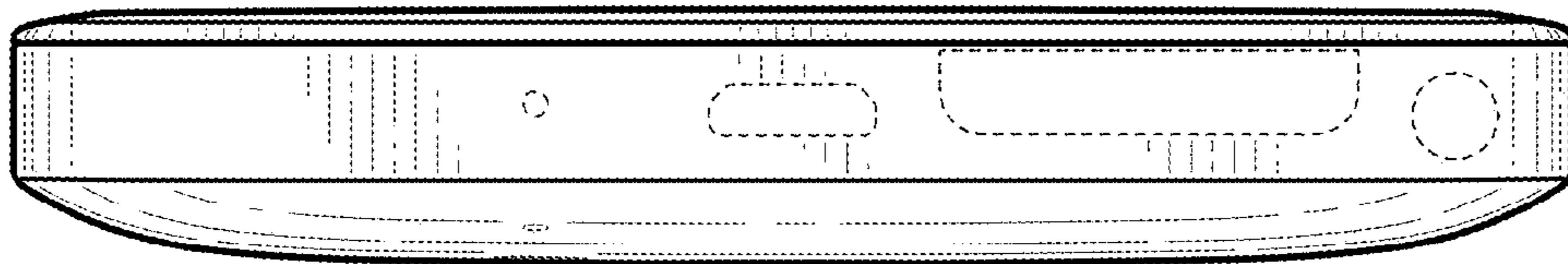


FIG. 13

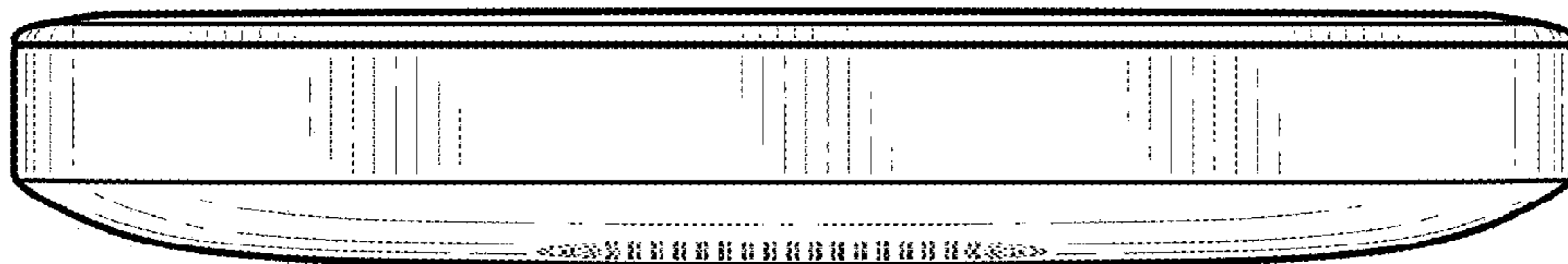


FIG. 14

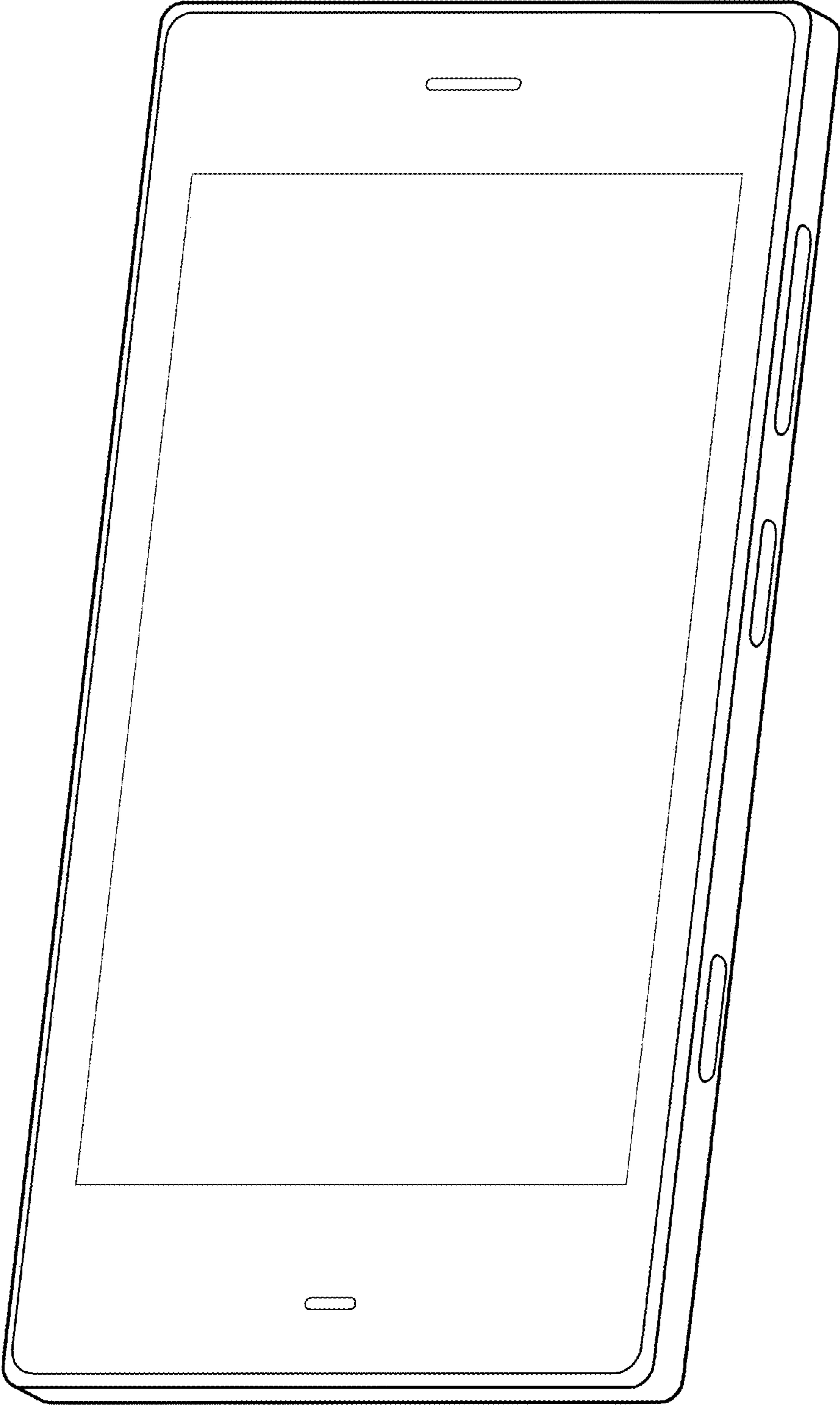


FIG. 15




FIG. 16

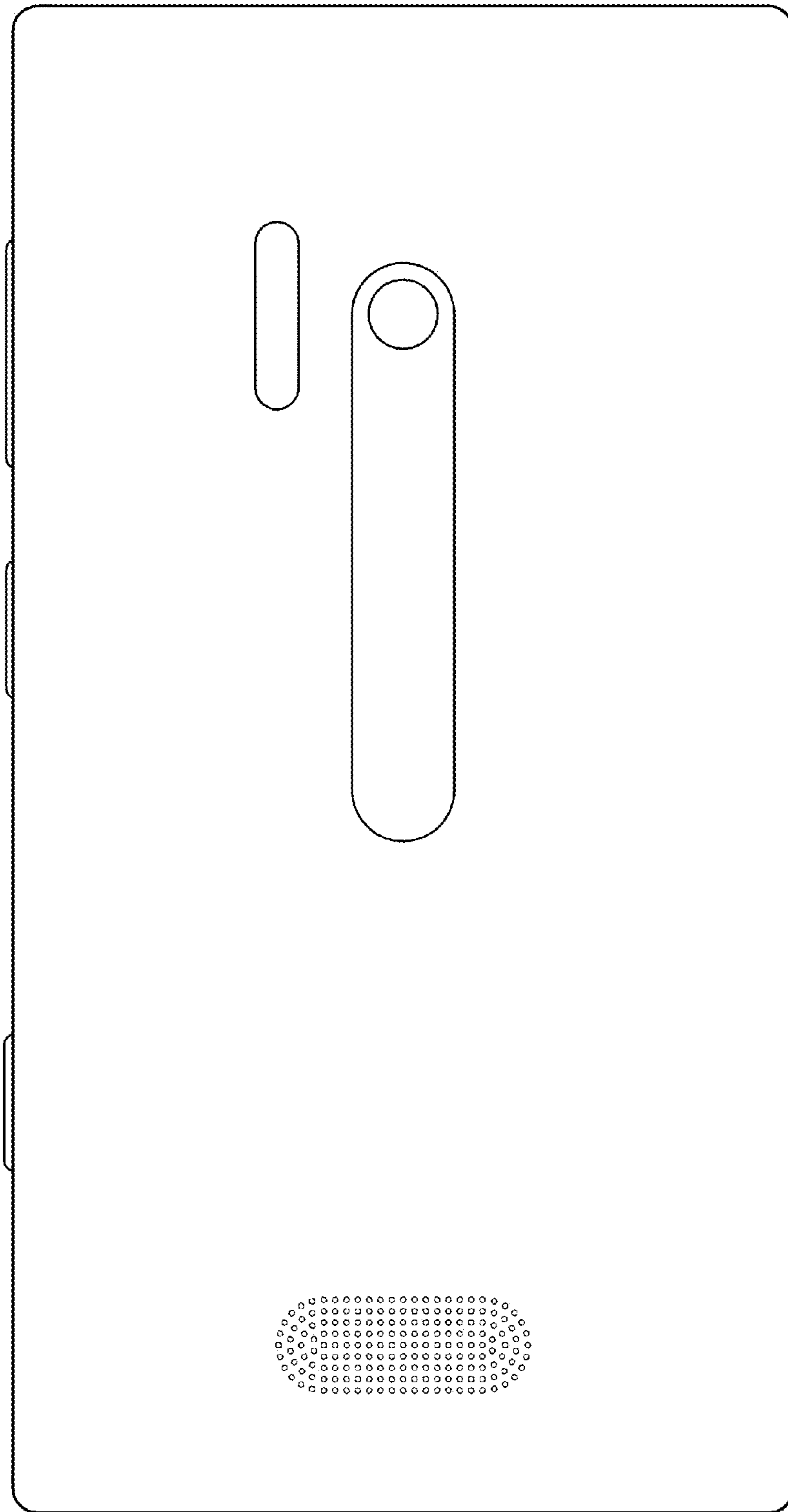


FIG. 17




FIG. 18

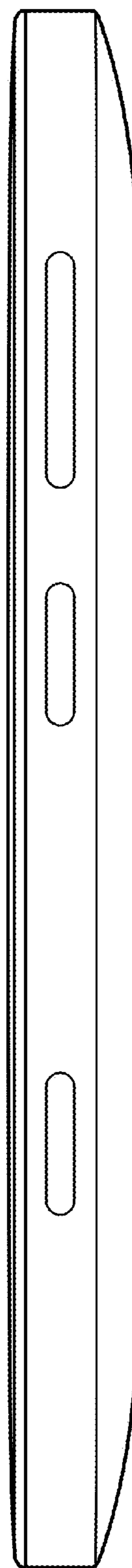


FIG. 19



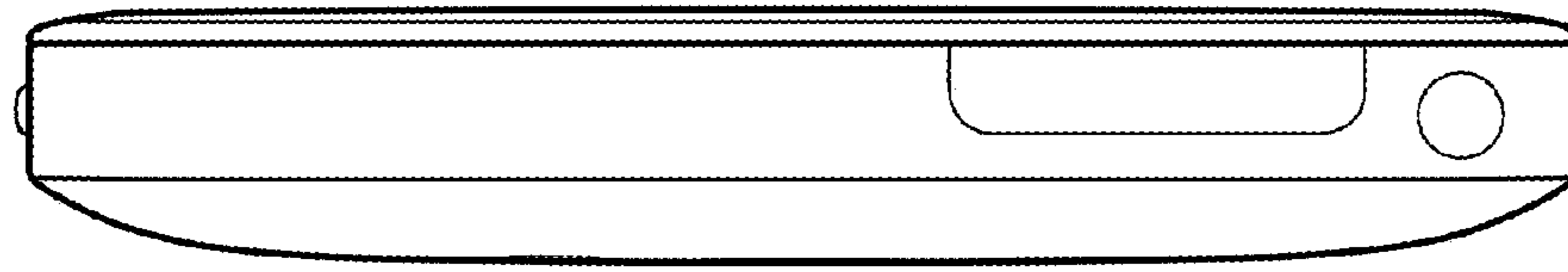


FIG. 20



FIG. 21