



US00D717243S

(12) **United States Design Patent**  
**Liu et al.**

(10) **Patent No.:** **US D717,243 S**

(45) **Date of Patent:** **\*\* Nov. 11, 2014**

(54) **MOBILE POWER BANK**

(71) Applicant: **Xiaomi Inc.**, Beijing (CN)

(72) Inventors: **De Liu**, Beijing (CN); **Tao Wang**,  
Beijing (CN)

(73) Assignee: **Xiaomi Inc.**, Haidian District, Beijing  
(CN)

(\*\*) Term: **14 Years**

(21) Appl. No.: **29/485,398**

(22) Filed: **Mar. 19, 2014**

(51) **LOC (10) Cl.** ..... **13-02**

(52) **U.S. Cl.**  
USPC ..... **D13/108**; D13/103

(58) **Field of Classification Search**  
CPC ..... Y02E 60/12; Y02E 60/122; Y02E 60/124;  
Y02E 60/50; H01M 2/02; H01M 2/022;  
H01M 2/0202; H01M 2/0207; H01M 2/0212;  
H01M 2/1061; H01M 2/1022; H01M 2/1055;  
H01M 2/1066; H01M 2/105; H01M 2/204;  
H01M 10/4257; H01M 10/0436; H01M 10/48;  
H01M 10/44; H01M 10/46; H01M 2200/30;  
H02J 7/00; H02J 7/02; H02J 7/04; H02J  
7/0027; H02J 7/0054; H02J 7/0055; H02J  
2007/0062  
USPC ..... D13/102–110, 118–119, 184, 199;  
D14/356, 432; 320/103, 107–115, 135,  
320/138, 140; 429/96–100, 156, 163, 176,  
429/122

See application file for complete search history.

(56) **References Cited**

U.S. PATENT DOCUMENTS

D446,499 S \* 8/2001 Andre et al. .... D13/110  
D454,110 S \* 3/2002 Andre et al. .... D13/110

(Continued)

*Primary Examiner* — Rosemary K Tarcza

(74) *Attorney, Agent, or Firm* — Jun He Law Offices P.C.;  
James J. Zhu

(57) **CLAIM**

The ornamental design for a mobile power bank, as shown  
and described.

**DESCRIPTION**

FIG. 1 is a front view of a mobile power bank showing my  
new design;

FIG. 2 is a rear view thereof;

FIG. 3 is a left side view thereof;

FIG. 4 is a right side view thereof;

FIG. 5 is a top view thereof;

FIG. 6 is a bottom view thereof;

FIG. 7 is a front perspective view thereof;

FIG. 8 is a front view of a second embodiment thereof;

FIG. 9 is a rear view of the second embodiment thereof;

FIG. 10 is a left side view of the second embodiment thereof;

FIG. 11 is a right side view of the second embodiment thereof;

FIG. 12 is a top view of the second embodiment thereof;

FIG. 13 is a bottom view of the second embodiment thereof;

FIG. 14 is a front perspective view of the third embodiment  
thereof;

FIG. 15 is a front view of a third embodiment thereof;

FIG. 16 is a rear view of the third embodiment thereof;

FIG. 17 is a left side view of the third embodiment thereof;

FIG. 18 is a right side view of the third embodiment thereof;

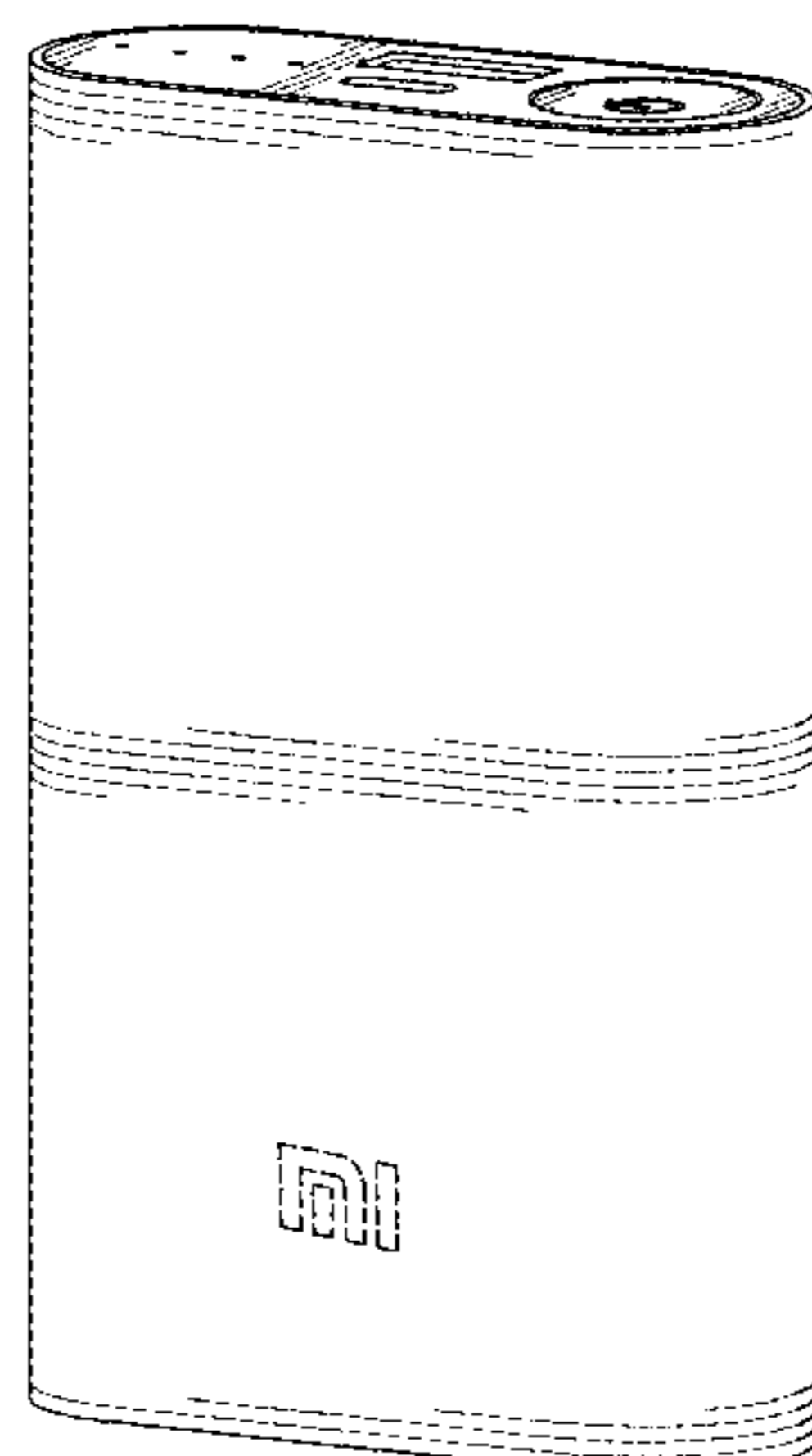
FIG. 19 is a top view of the third embodiment thereof;

FIG. 20 is a bottom view of the third embodiment thereof;  
and,

FIG. 21 is a front perspective view of the third embodiment  
thereof.

The broken line showings of the characters, text and symbols  
in the Figures are for illustrative purpose only and form no  
part of the claimed design.

**1 Claim, 15 Drawing Sheets**



(56)

**References Cited**

U.S. PATENT DOCUMENTS

D520,502 S *	5/2006	Xu et al. ....	D14/356	D650,738 S *	12/2011	Leung .....	D13/107
D576,100 S *	9/2008	Wang .....	D13/110	D651,564 S *	1/2012	Workman et al. ....	D13/108
D585,367 S *	1/2009	Dunbar et al. ....	D13/108	D654,429 S *	2/2012	Li et al. ....	D13/103
D586,740 S *	2/2009	Song .....	D13/103	D665,734 S *	8/2012	Fitch et al. ....	D13/107
D586,741 S *	2/2009	Song .....	D13/103	D677,623 S *	3/2013	Fitch et al. ....	D13/108
D586,742 S *	2/2009	Song .....	D13/103	D678,191 S *	3/2013	Fitch et al. ....	D13/108
D593,940 S *	6/2009	Nomi et al. ....	D13/103	D694,708 S *	12/2013	Kim et al. ....	D13/108
D622,213 S *	8/2010	Nomi et al. ....	D13/103	D700,136 S *	2/2014	Morris et al. ....	D13/103
D631,838 S *	2/2011	Cheng .....	D13/108	D704,640 S *	5/2014	Wen .....	D13/110
				2009/0051316 A1 *	2/2009	Park et al. ....	320/113
				2013/0049675 A1 *	2/2013	Minami .....	320/103

\* cited by examiner




FIG. 1

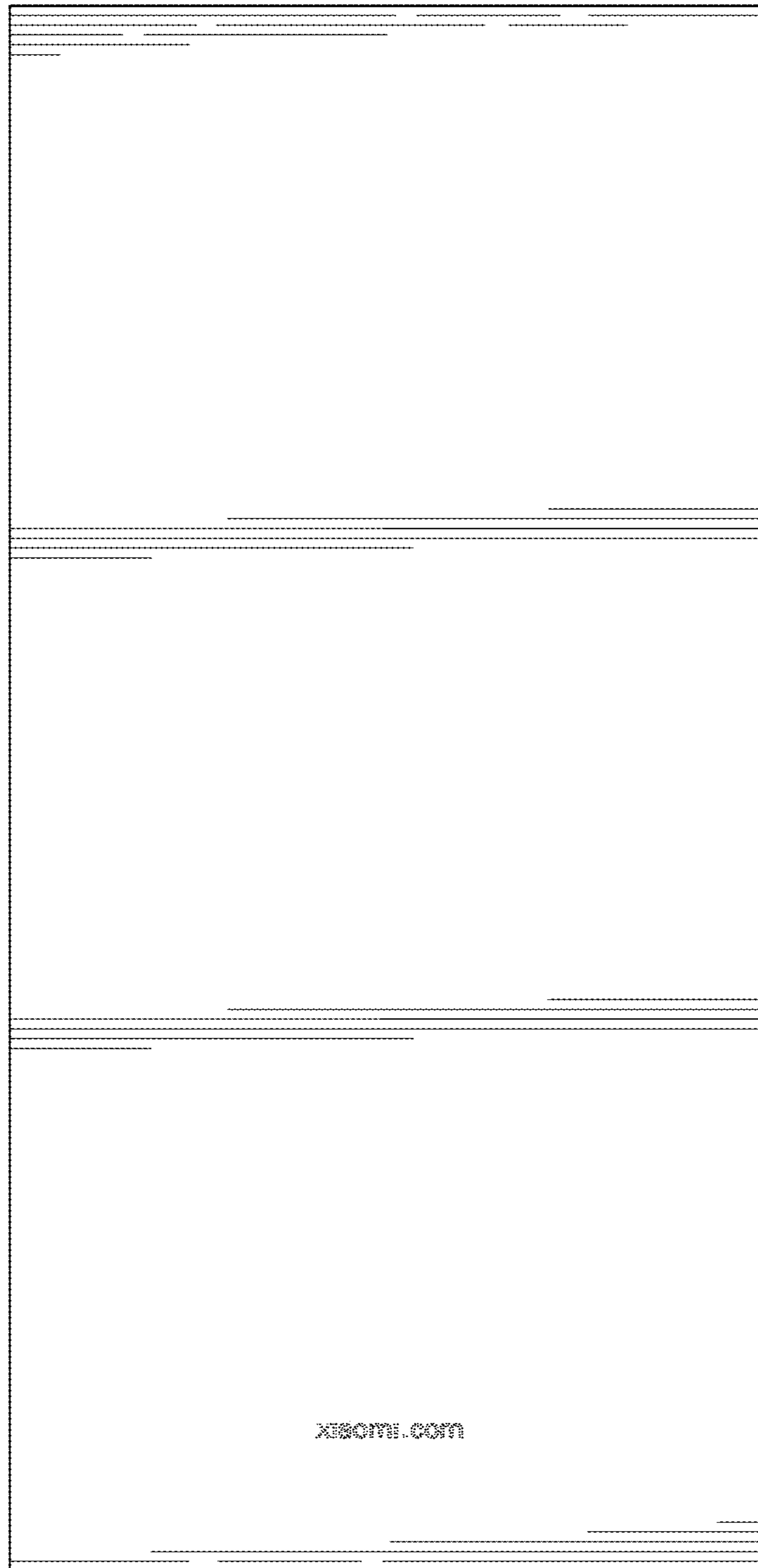


FIG. 2




FIG. 3



FIG. 4

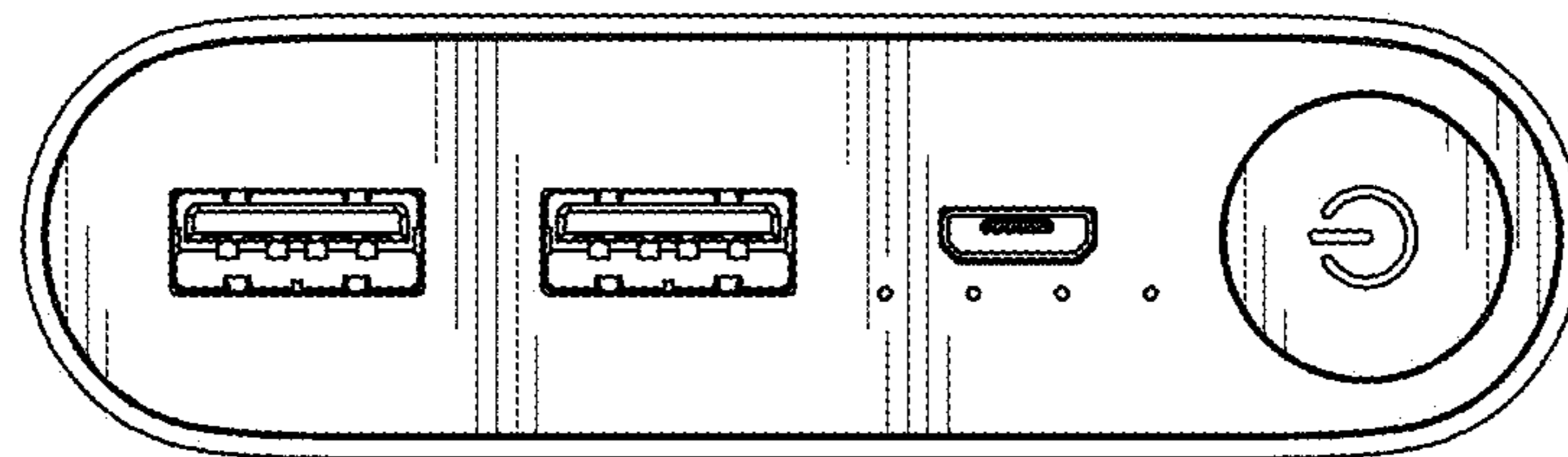


FIG. 5

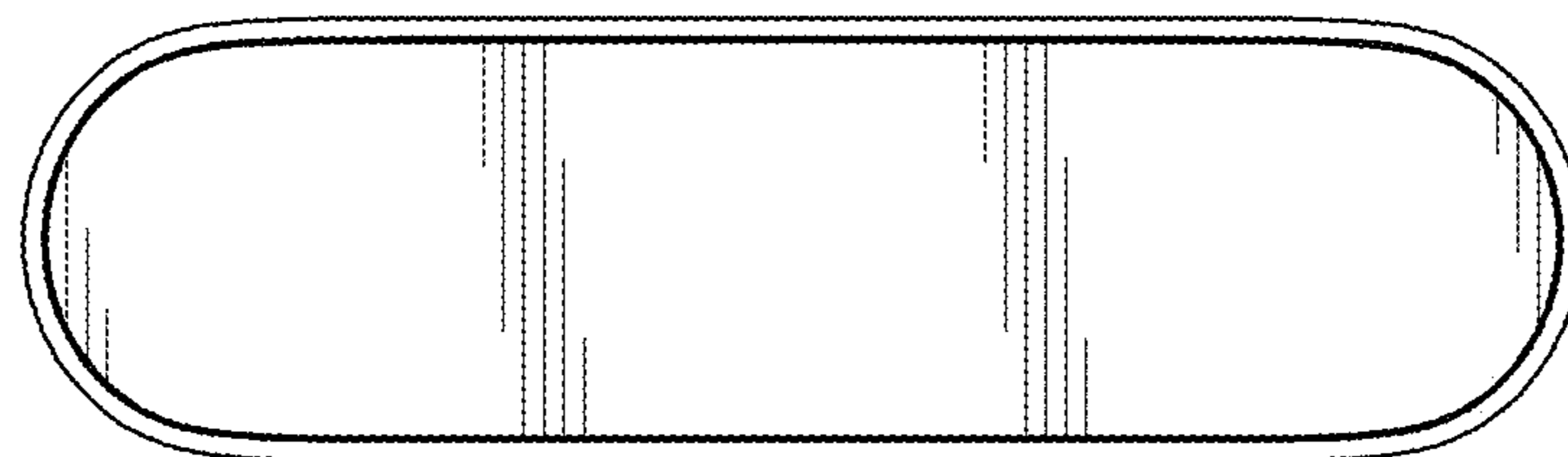


FIG. 6




FIG. 7

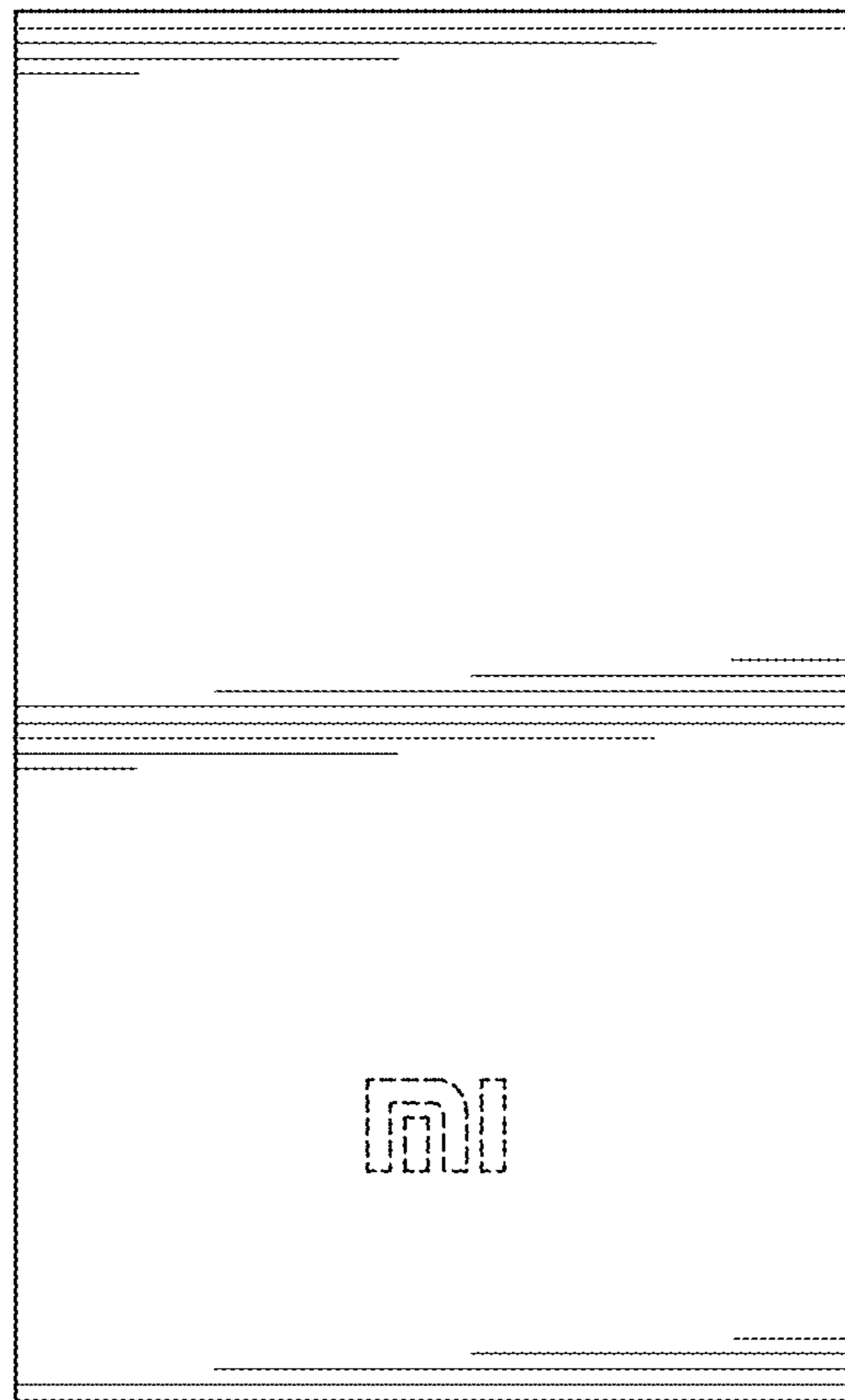


FIG. 8






FIG. 9




FIG. 10

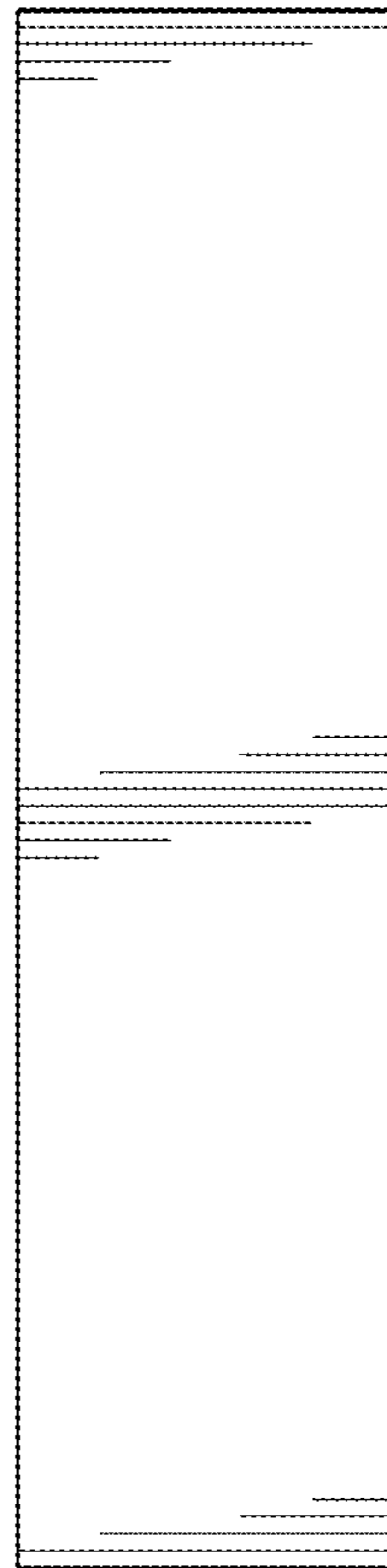


FIG. 11

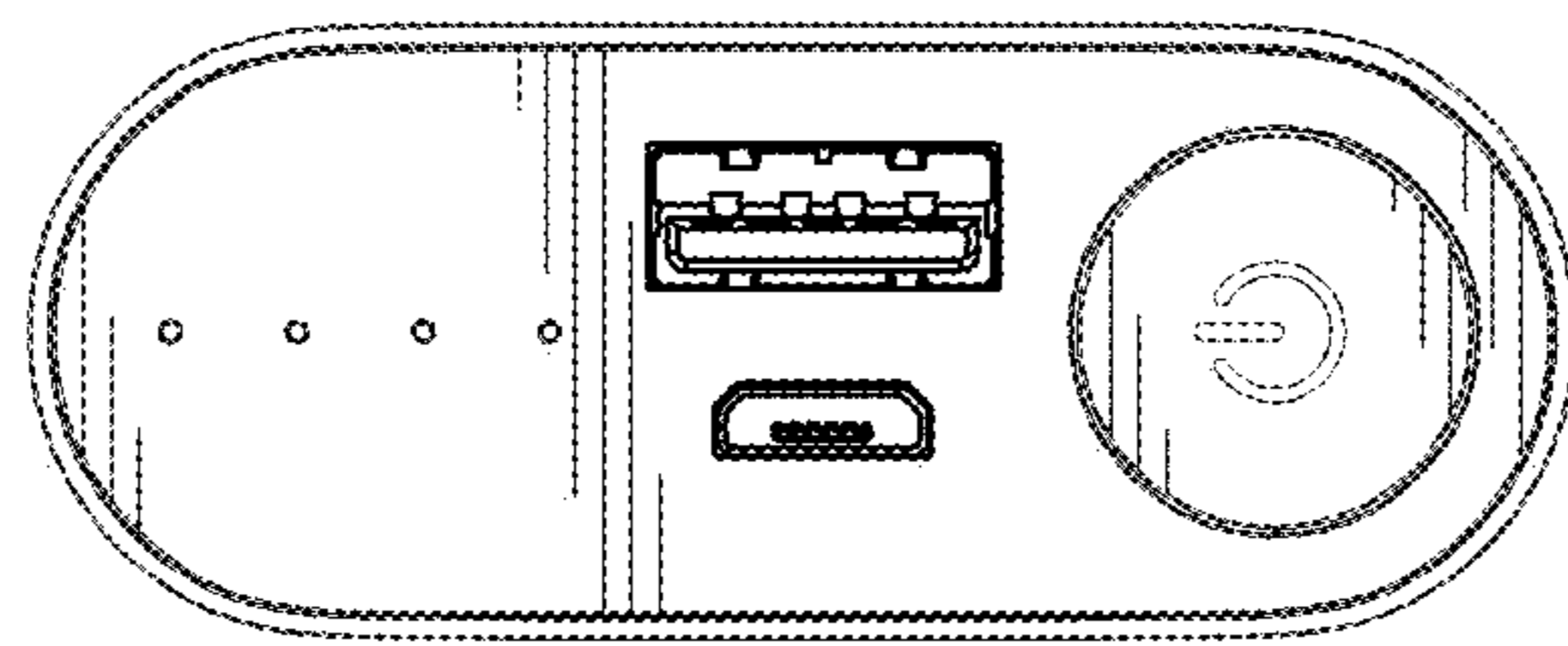


FIG. 12

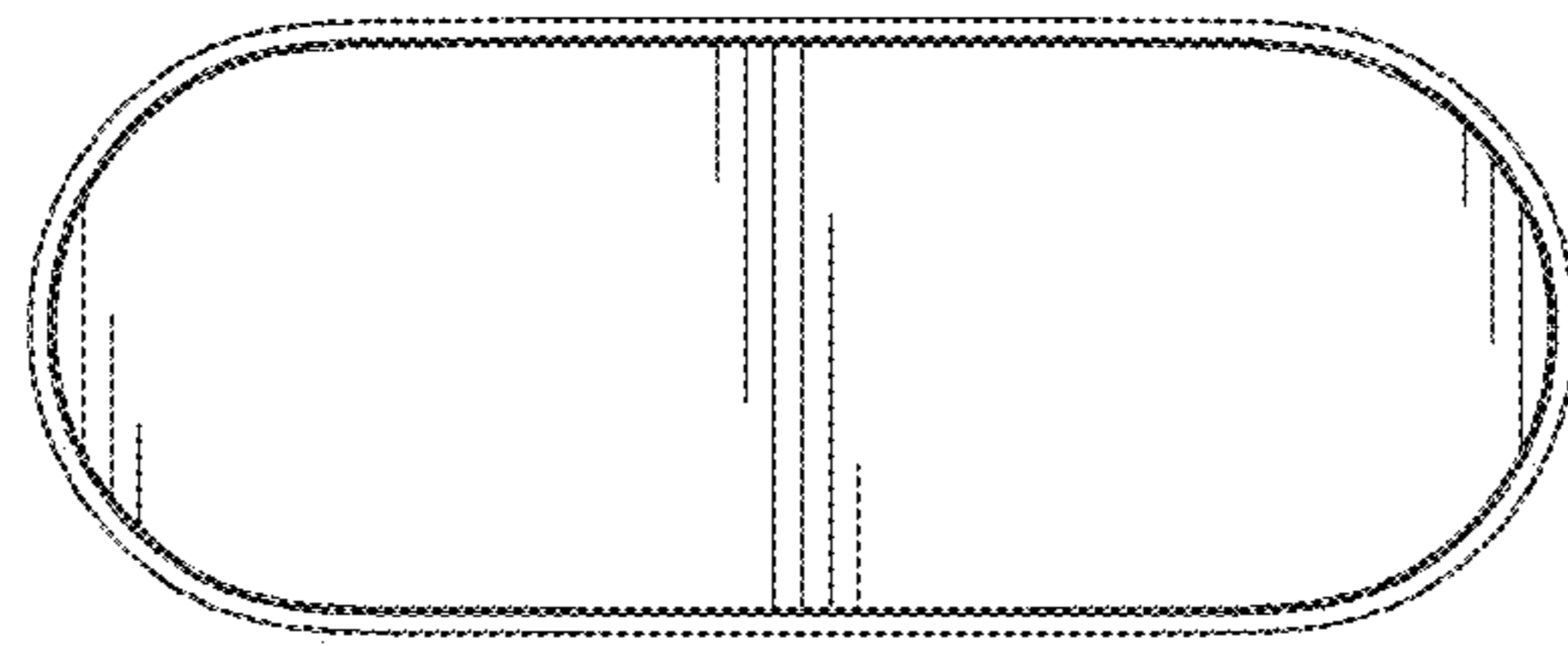


FIG. 13




FIG. 14

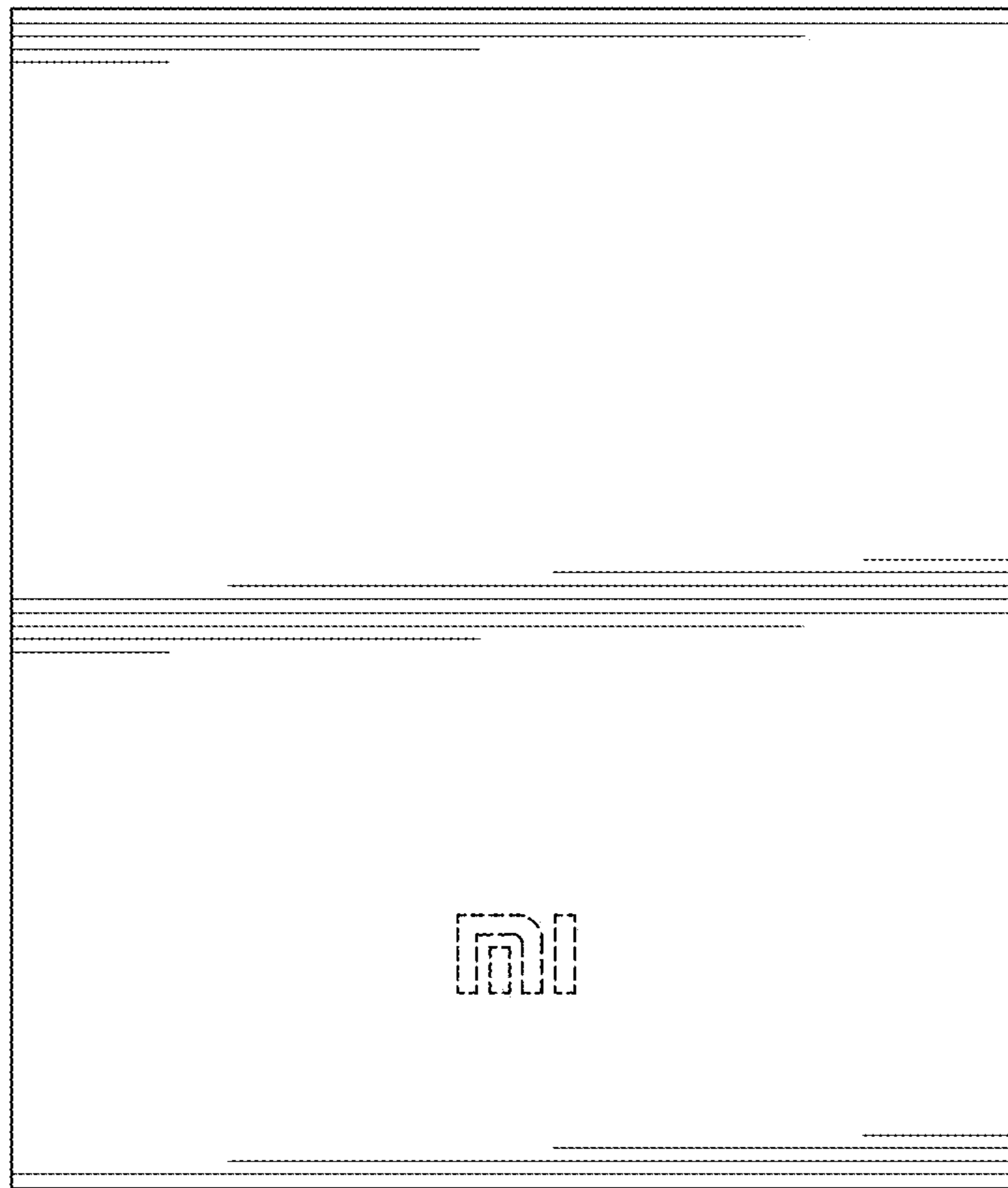


FIG. 15

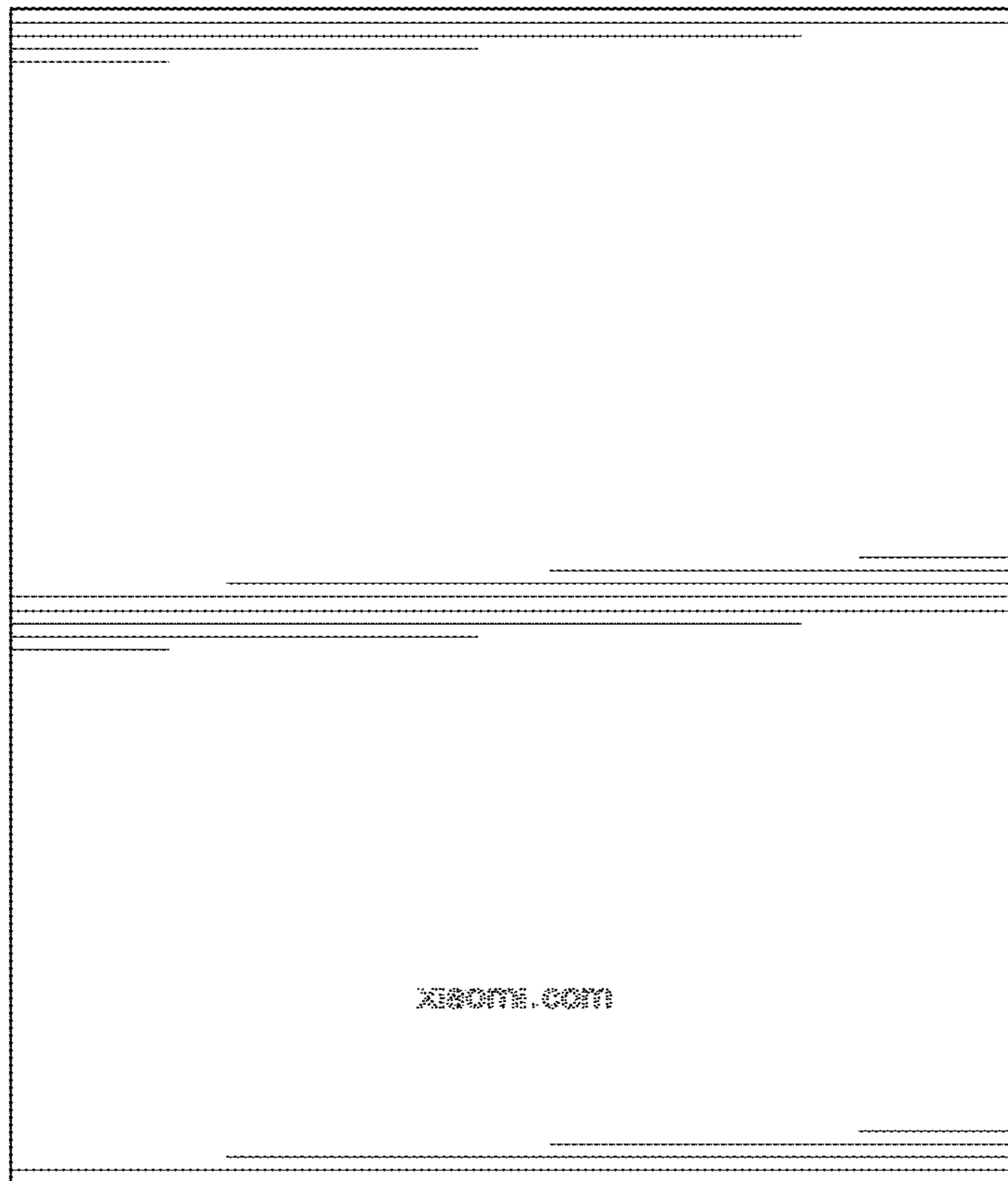


FIG. 16

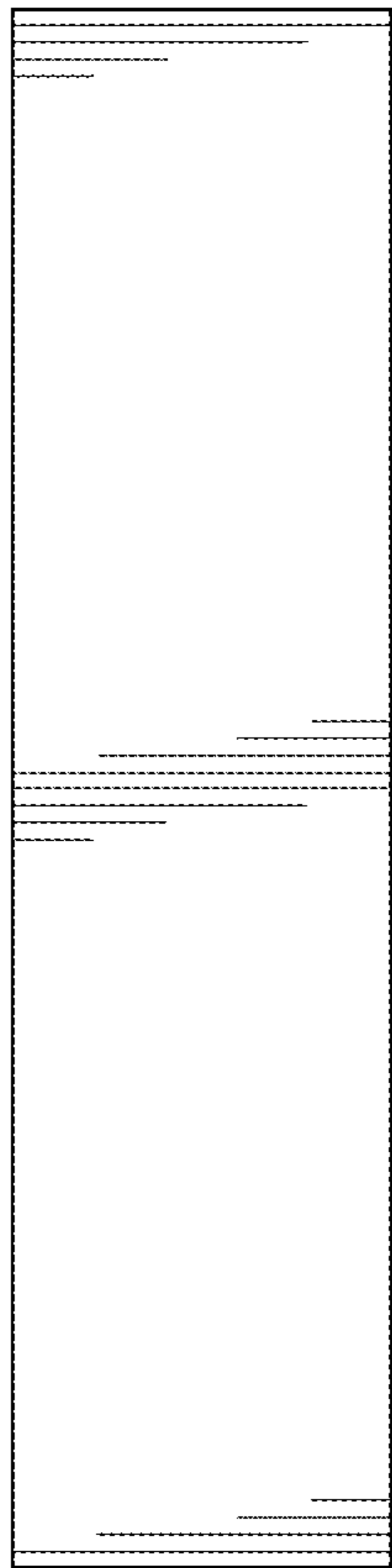


FIG. 17

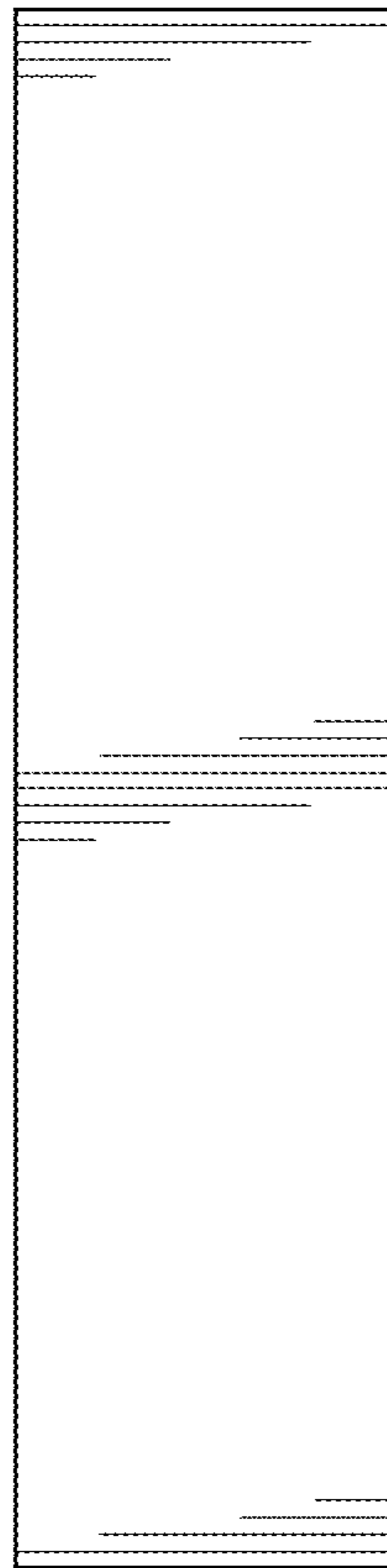


FIG. 18

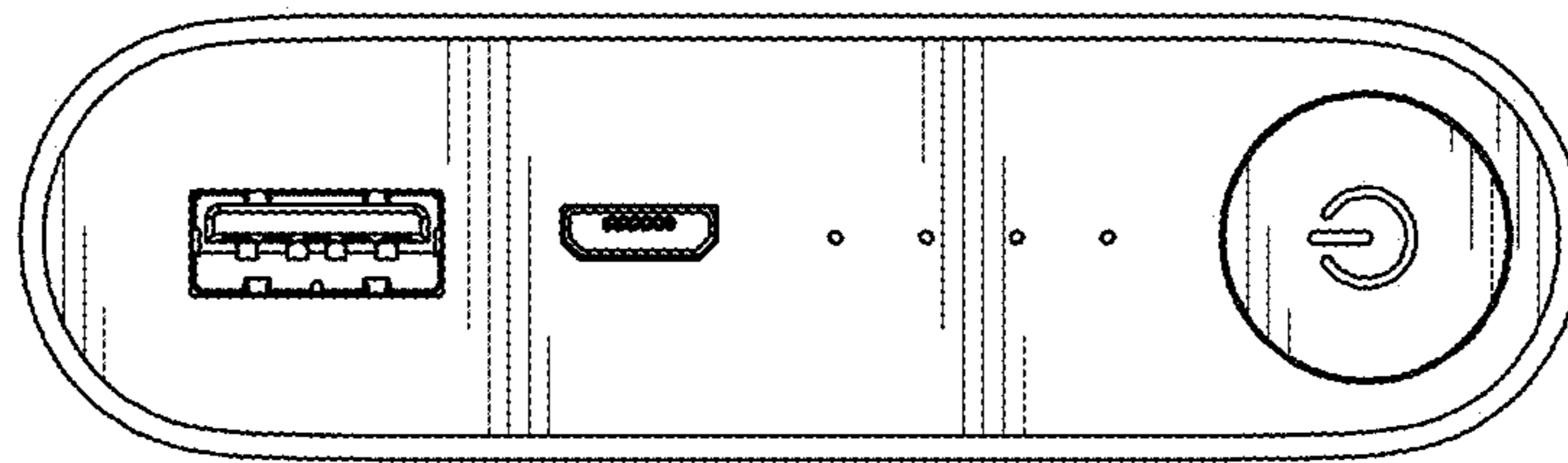


FIG. 19

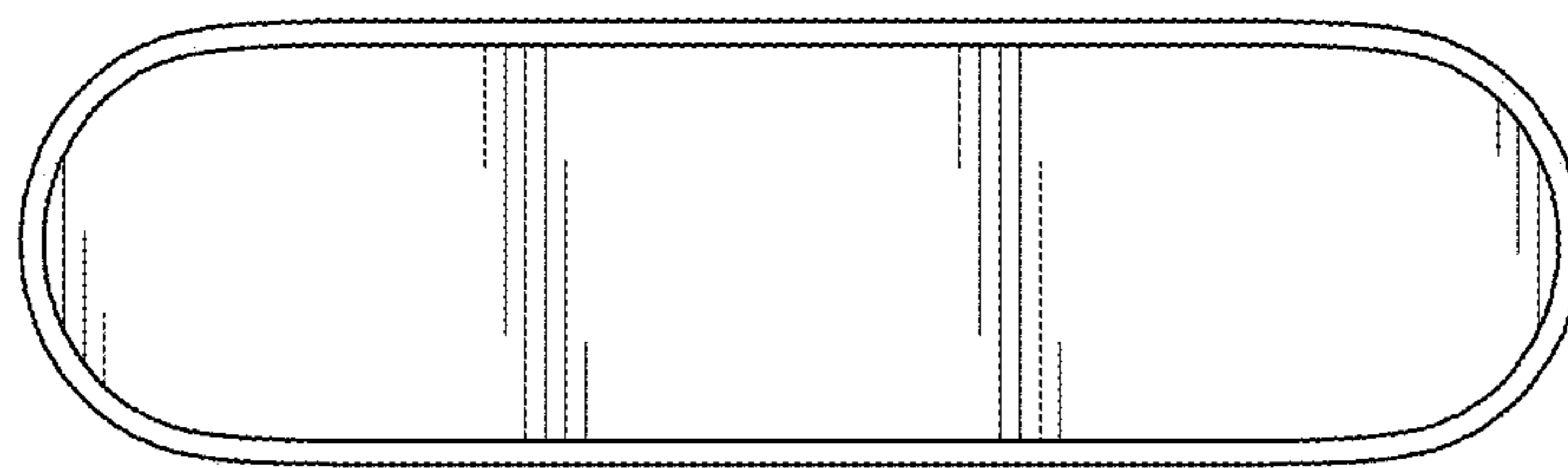


FIG. 20



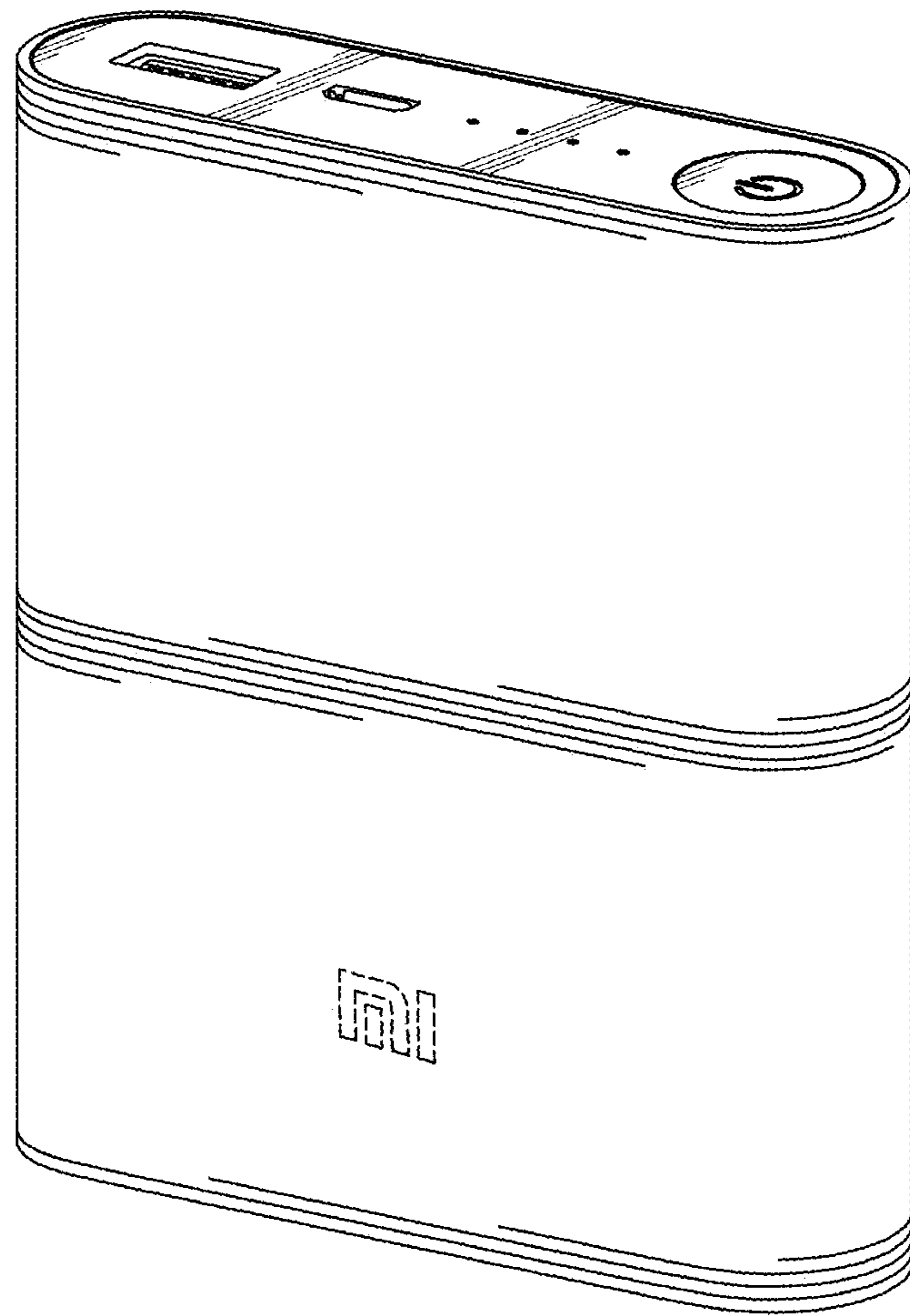


FIG. 21