



US00D717241S

(12) **United States Design Patent**
Heimann

(10) **Patent No.:** **US D717,241 S**

(45) **Date of Patent:** **** Nov. 11, 2014**

(54) **BIOMASS FUEL COMPACT**

(56) **References Cited**

(71) Applicant: **Engenuity Worldwide, LLC**, Columbia,
MO (US)

U.S. PATENT DOCUMENTS

(72) Inventor: **Robert L. Heimann**, Columbia, MO
(US)

57,890	A	*	9/1866	Gilson	44/530
660,863	A	*	10/1900	Low	44/606
3,877,886	A	*	4/1975	Dalzell	44/519
5,066,311	A	*	11/1991	Chalmer	44/535
5,112,365	A	*	5/1992	MacIsaac et al.	44/576
D336,134	S	*	6/1993	Kalatsky	D24/190
5,958,090	A	*	9/1999	Chandaria	44/535
D418,371	S	*	1/2000	Whitehead	D7/538
6,152,973	A	*	11/2000	Romell	44/590
D491,520	S	*	6/2004	Hutton et al.	D13/100
D517,473	S	*	3/2006	Jackson	D13/100
D548,682	S	*	8/2007	Melin et al.	D13/100
D573,830	S	*	7/2008	Kalatsky	D6/601
D668,018	S	*	10/2012	Zepf	D1/125

(73) Assignee: **Engenuity Worldwide, LLC**, Mexico,
MO (US)

(**) Term: **14 Years**

* cited by examiner

(21) Appl. No.: **29/437,212**

(22) Filed: **Nov. 14, 2012**

Primary Examiner — Derrick Holland

(51) **LOC (10) Cl.** **23-05**

(74) *Attorney, Agent, or Firm* — Brinks Gilson & Lione

(52) **U.S. Cl.**
USPC **D13/100**

(57) **CLAIM**

The ornamental design for a biomass fuel compact, as shown and described.

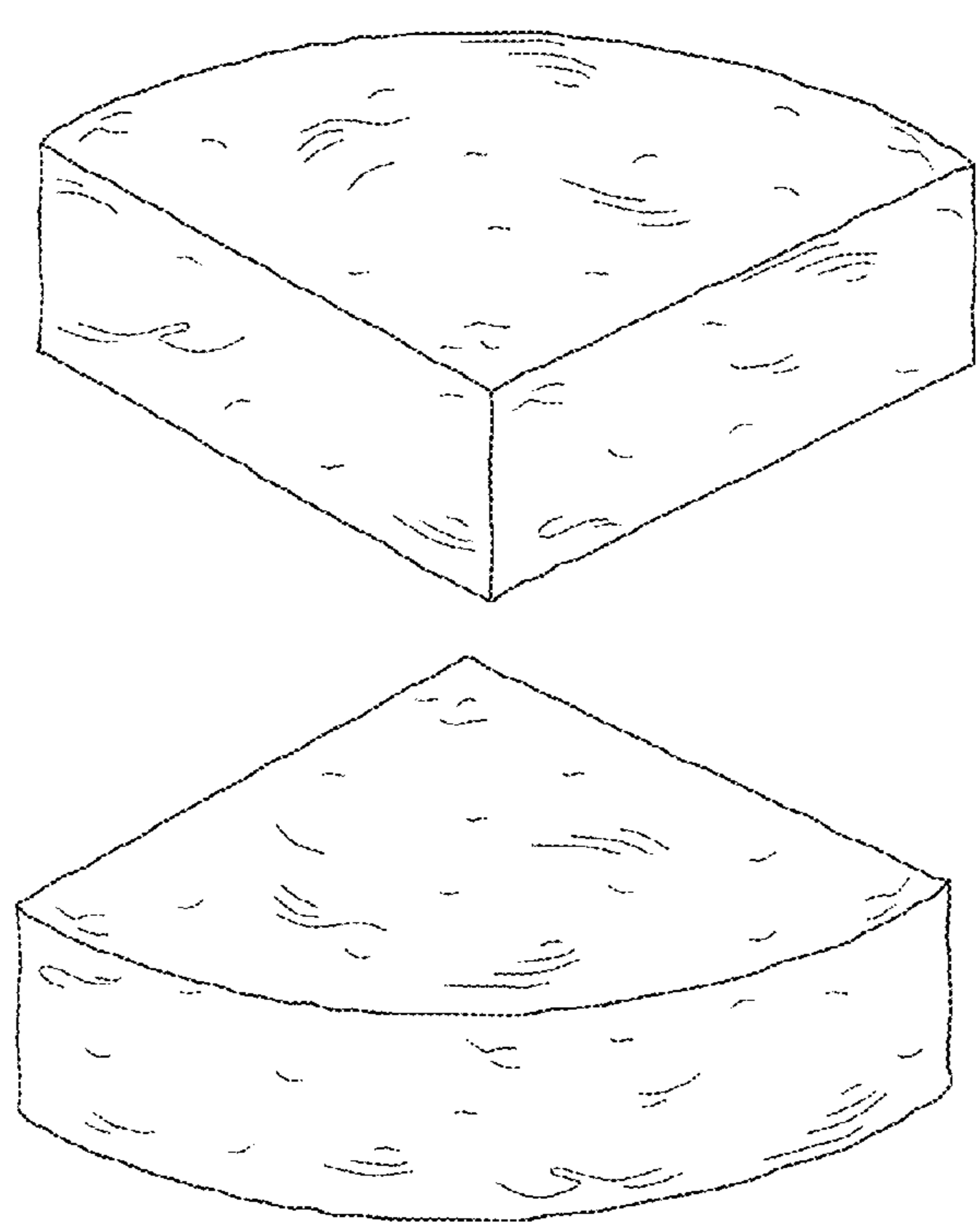
(58) **Field of Classification Search**
CPC Y02E 10/00; Y02E 50/30; Y02E 50/32;
Y02E 50/34; Y02E 50/343; Y02E 50/346;
C10L 1/02; C10L 1/04; C10L 1/14
USPC D13/100, 184, 199; D1/100–130, 199;
44/500, 502–505, 519, 530, 531, 532,
44/533, 543, 545, 576, 579, 590, 594, 595,
44/596, 603, 606; D6/596, 601

DESCRIPTION

FIG. 1 is a top perspective view of the biomass fuel compact;
FIG. 2 is another top perspective view thereof;
FIG. 3 is a top view thereof;
FIG. 4 is a bottom view thereof;
FIG. 5 is a front view thereof;
FIG. 6 is a rear view thereof;
FIG. 7 is a left side view thereof; and,
FIG. 8 is a right side view thereof.

See application file for complete search history.

1 Claim, 4 Drawing Sheets



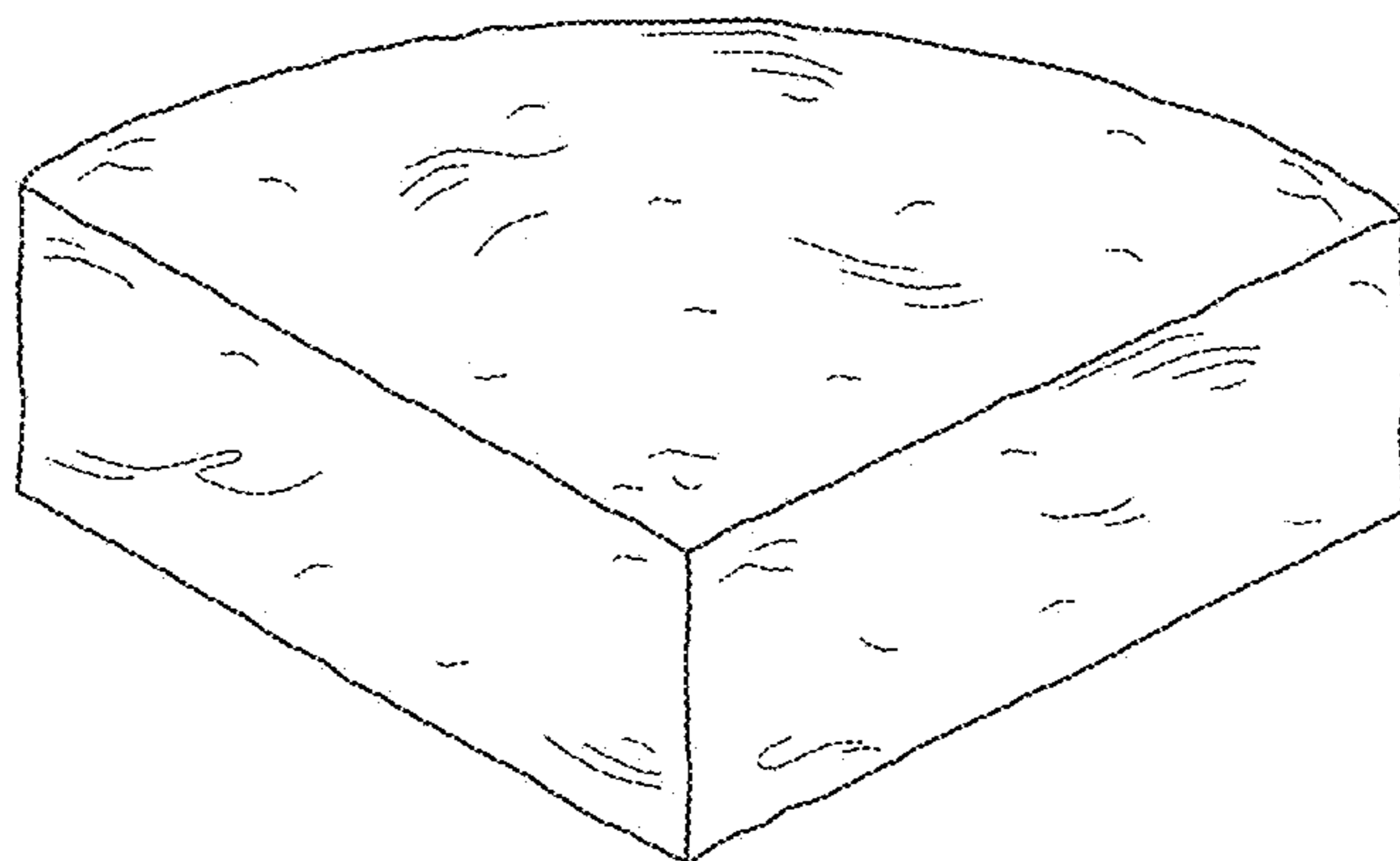


FIG. 1

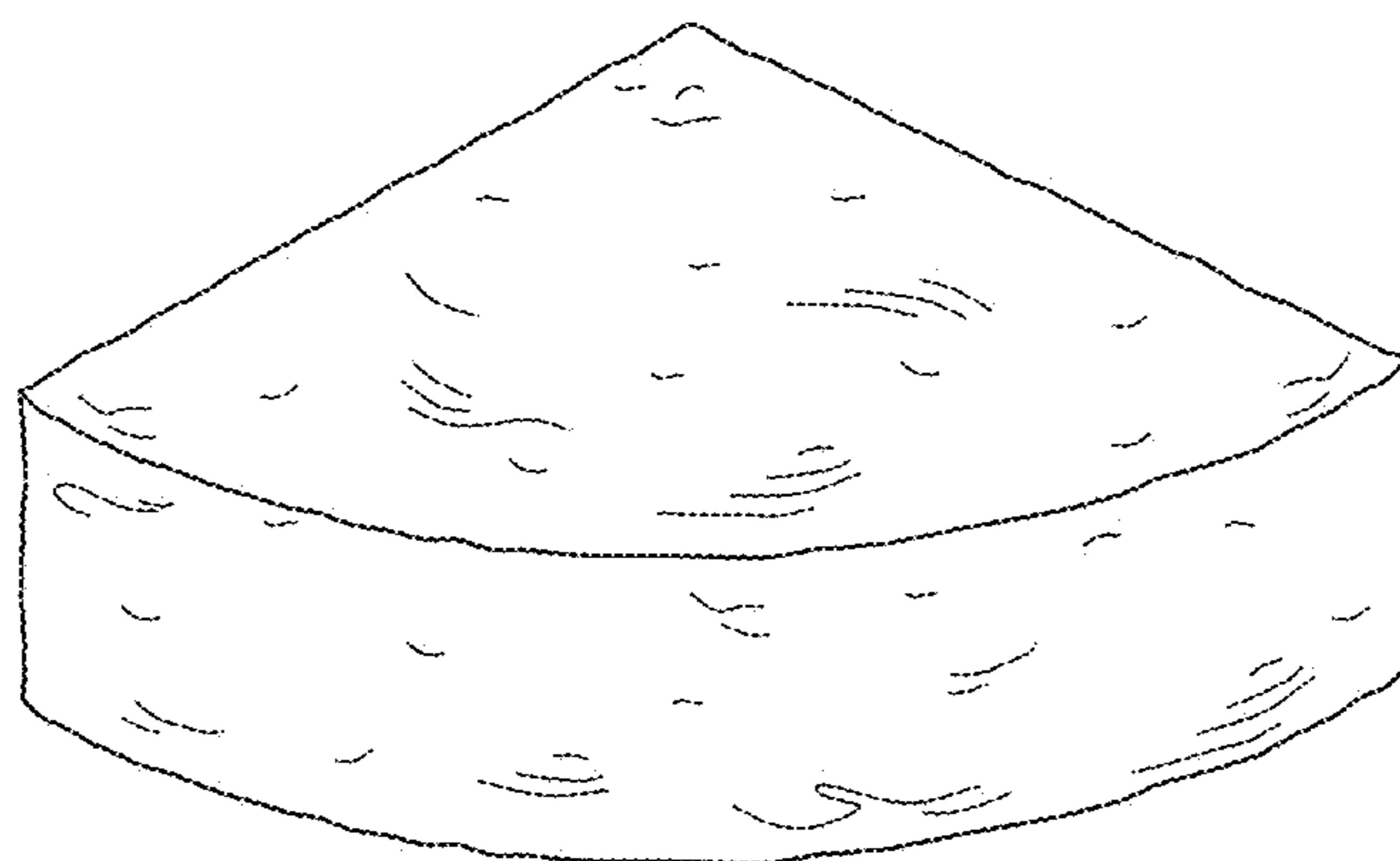


FIG. 2

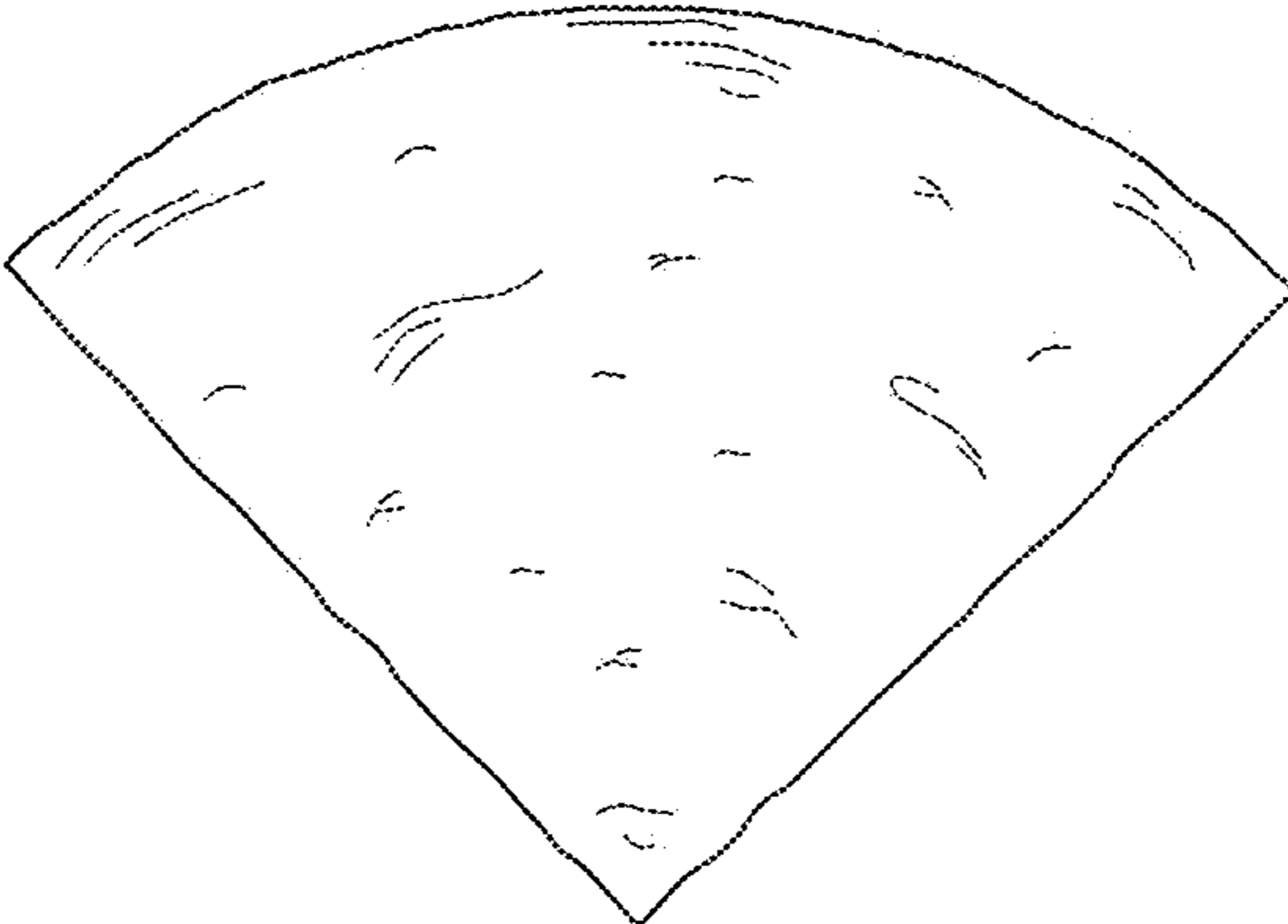


FIG. 3




FIG. 4

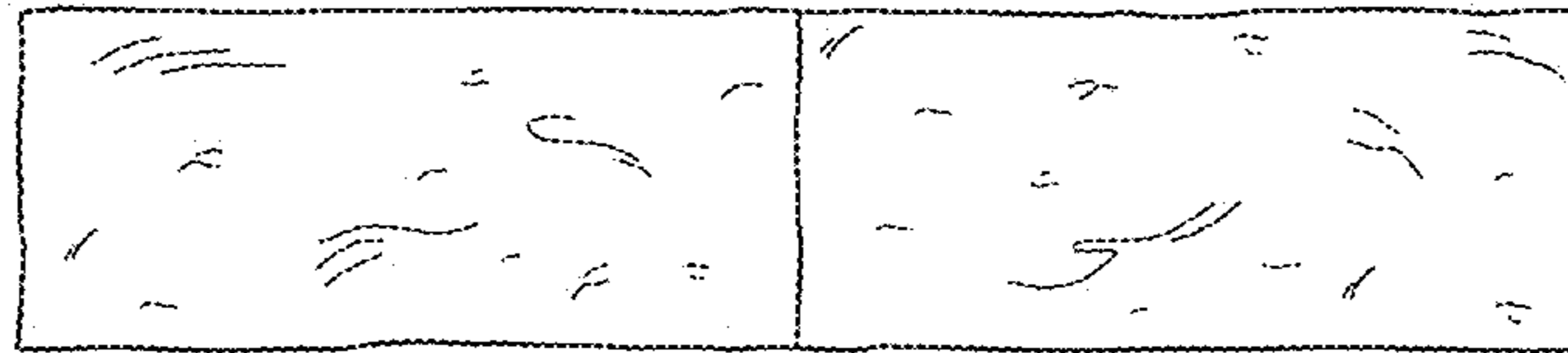


FIG. 5




FIG. 6




FIG. 7




FIG. 8