



US00D717240S

(12) **United States Design Patent**
Buchinger-Barnstorf

(10) **Patent No.:** **US D717,240 S**

(45) **Date of Patent:** **** *Nov. 11, 2014**

(54) **TIRE TREAD FOR A VEHICLE TIRE**

(75) Inventor: **Thomas Buchinger-Barnstorf,**
Wennigsen (DE)

(73) Assignee: **Continental Reifen Deutschland**
GmbH, Hannover (DE)

(*) Notice: This patent is subject to a terminal disclaimer.

(**) Term: **14 Years**

(21) Appl. No.: **29/414,734**

(22) Filed: **Mar. 2, 2012**

(30) **Foreign Application Priority Data**

Sep. 2, 2011 (EP) 001911686

(51) **LOC (10) Cl.** **12-15**

(52) **U.S. Cl.**
USPC **D12/602**

(58) **Field of Classification Search**
USPC D12/569-603, 900-901;
152/209.1-209.9, 209.11-209.19,
152/209.21-209.28, 455
See application file for complete search history.

(56) **References Cited**

U.S. PATENT DOCUMENTS

- D409,122 S * 5/1999 Kemp et al. D12/602
- D445,070 S * 7/2001 Schuster D12/602
- D502,683 S * 3/2005 Pang et al. D12/602
- D517,472 S * 3/2006 Allison D12/602

- D548,174 S * 8/2007 Souchet D12/602
- D609,630 S * 2/2010 Buchinger-Barnstorf ... D12/600
- D614,122 S * 4/2010 Seibert D12/600
- D615,486 S * 5/2010 Souchet D12/602
- D618,613 S * 6/2010 Vandaele et al. D12/600
- D624,490 S * 9/2010 Kaji D12/602
- D636,722 S * 4/2011 Davidson et al. D12/602
- D637,147 S * 5/2011 Buchinger-Barnstorf
et al. D12/600
- D651,968 S * 1/2012 Westaway D12/602
- D660,224 S * 5/2012 Takahashi D12/602
- D675,980 S * 2/2013 Buchinger-Barnstorf ... D12/600

* cited by examiner

Primary Examiner — Stacia Cadmus

(74) *Attorney, Agent, or Firm* — Laurence A. Greenberg;
Werner H. Stemer; Ralph E. Locher

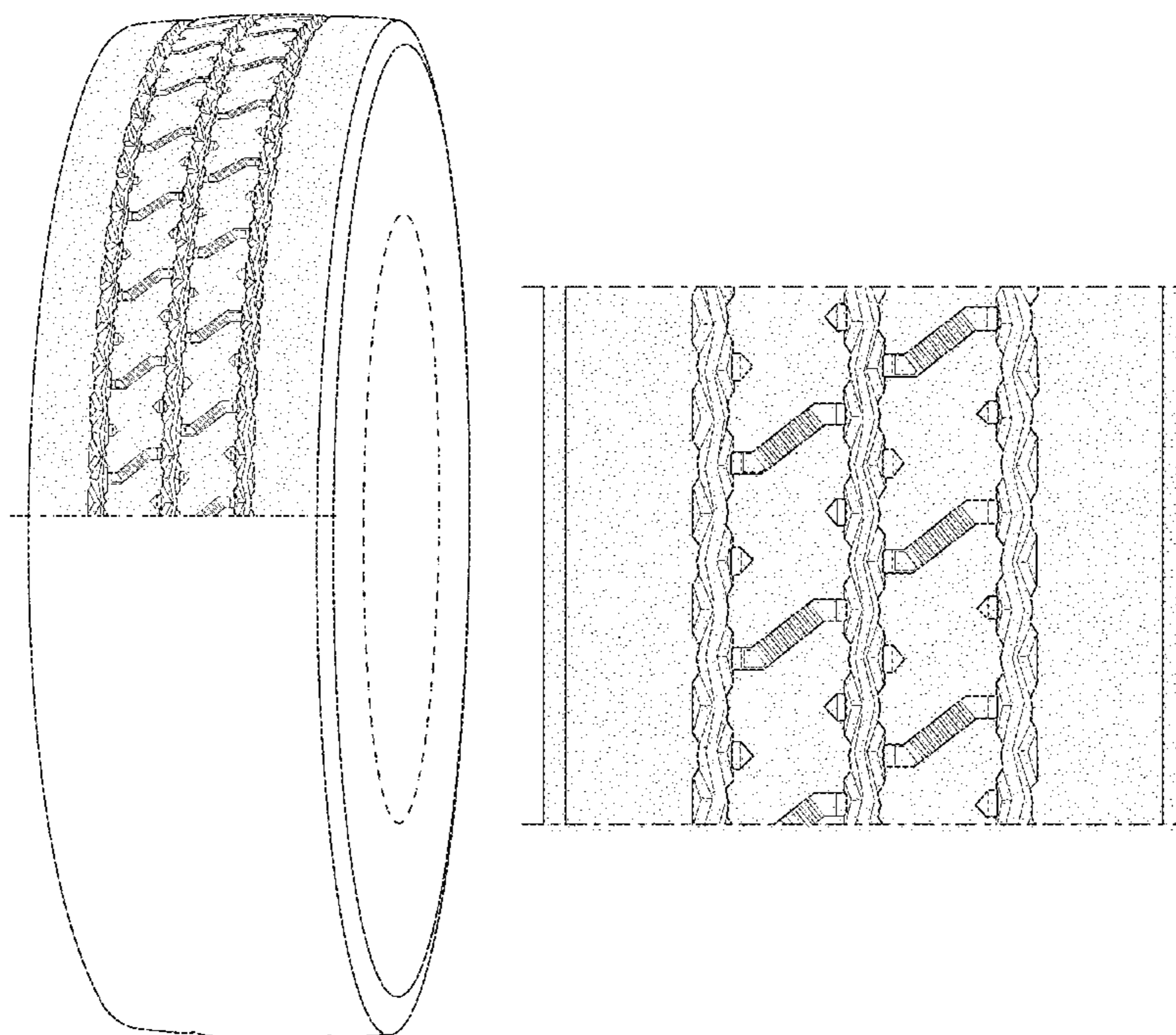
(57) **CLAIM**

The ornamental design for a tire tread of a vehicle tire, as shown and described.

DESCRIPTION

FIG. 1 is a perspective view of the vehicle tire, showing my new design;
 FIG. 2 is a front elevational view thereof;
 FIG. 3 is an enlarged partial front view thereof; and,
 FIG. 4 is a right side elevational view thereof of which the left side is a mirror image thereof.
 The dash-dot lines in FIG. 3 showing the boundaries of the illustrated detail form no part of the claimed design.
 In the drawings, the broken lines defining the sidewall, and inner bead depict environmental subject matter that forms no part of the claimed design.

1 Claim, 4 Drawing Sheets



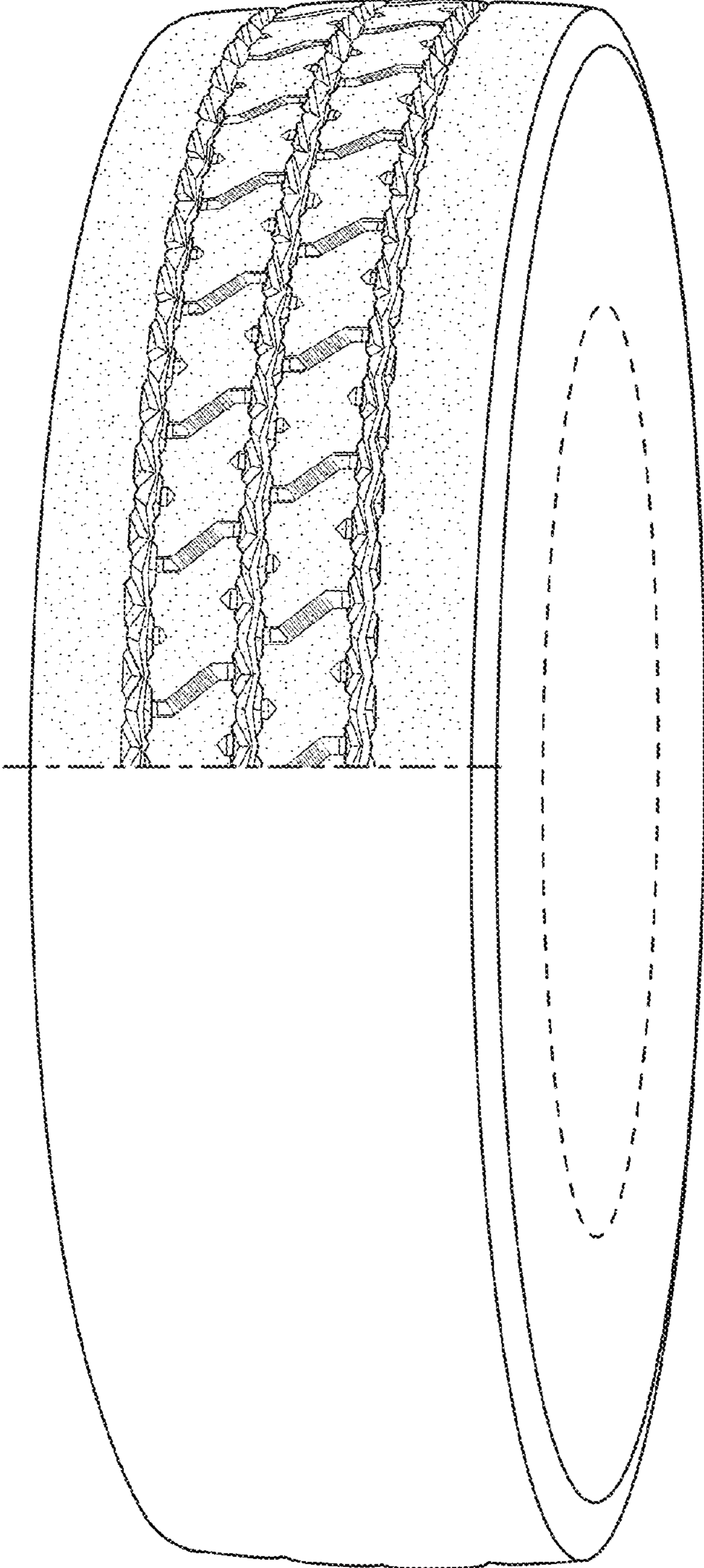


FIG. 1

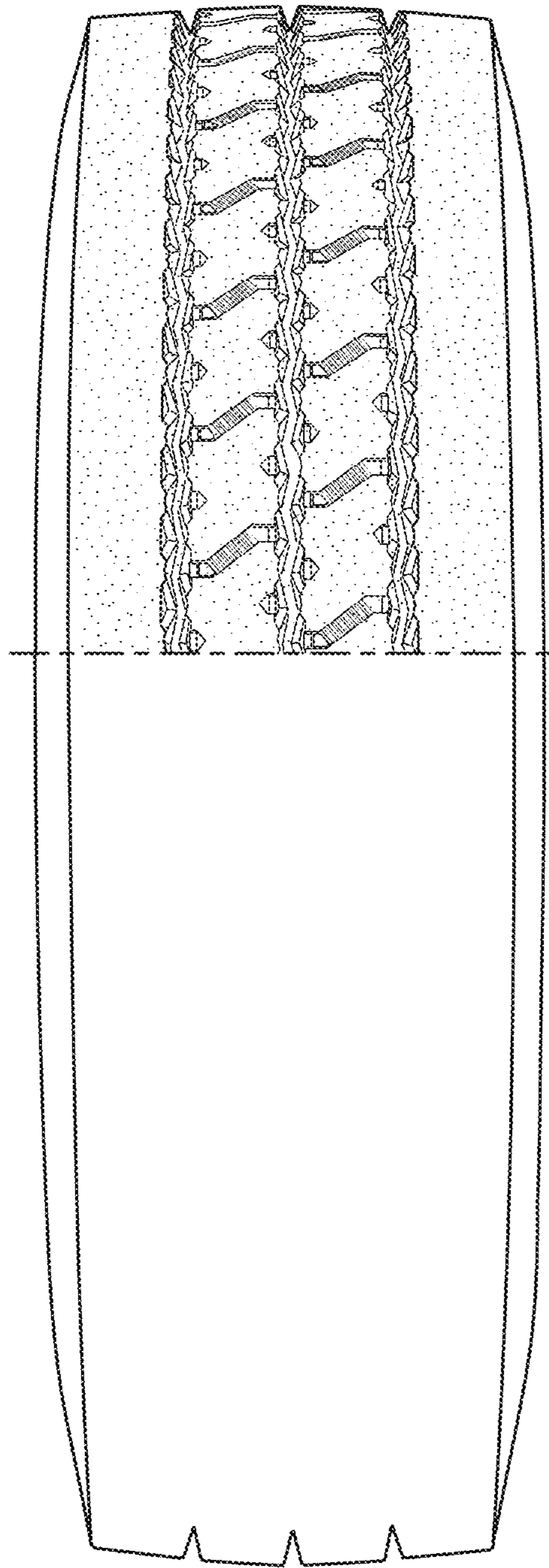


FIG. 2

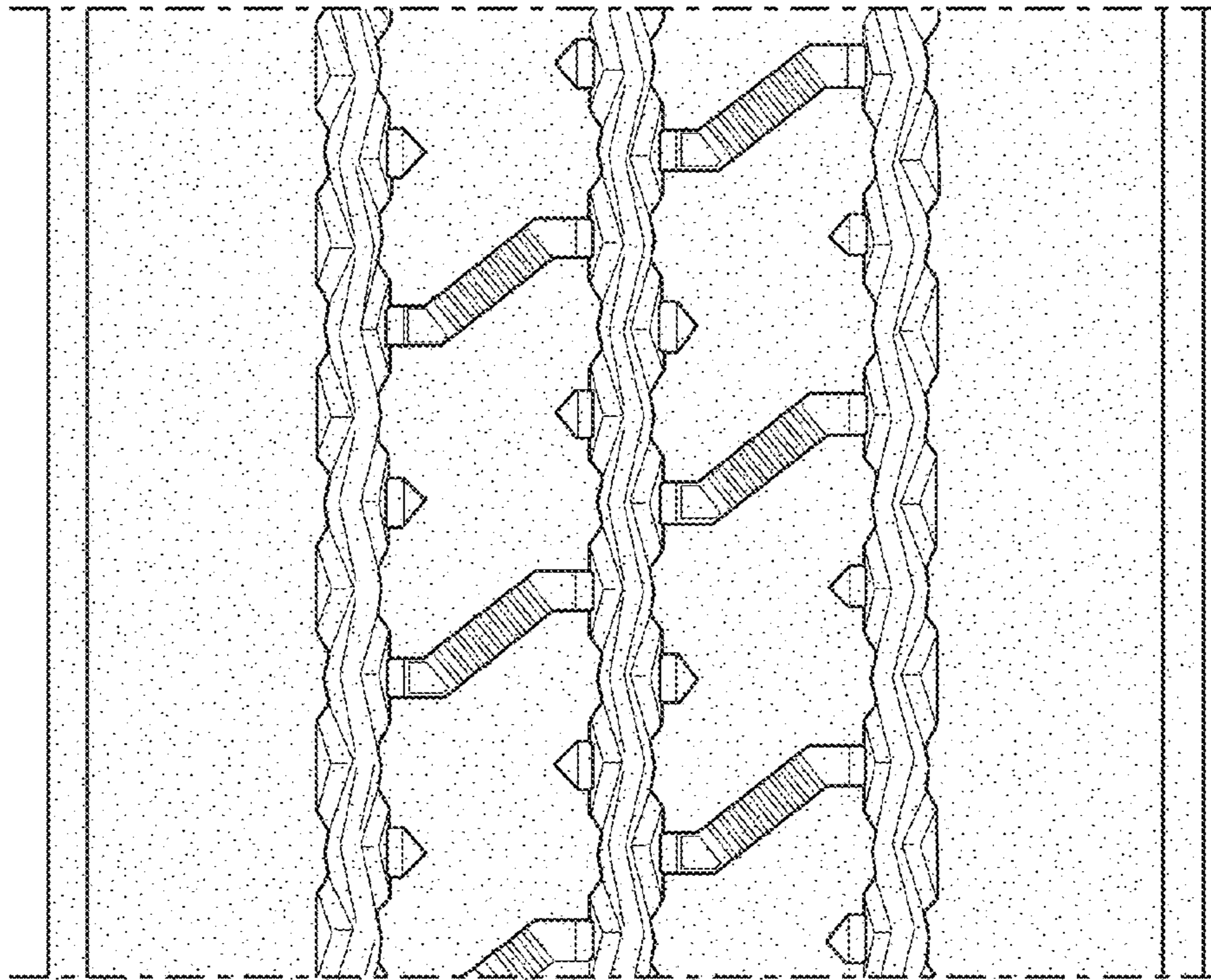


FIG. 3

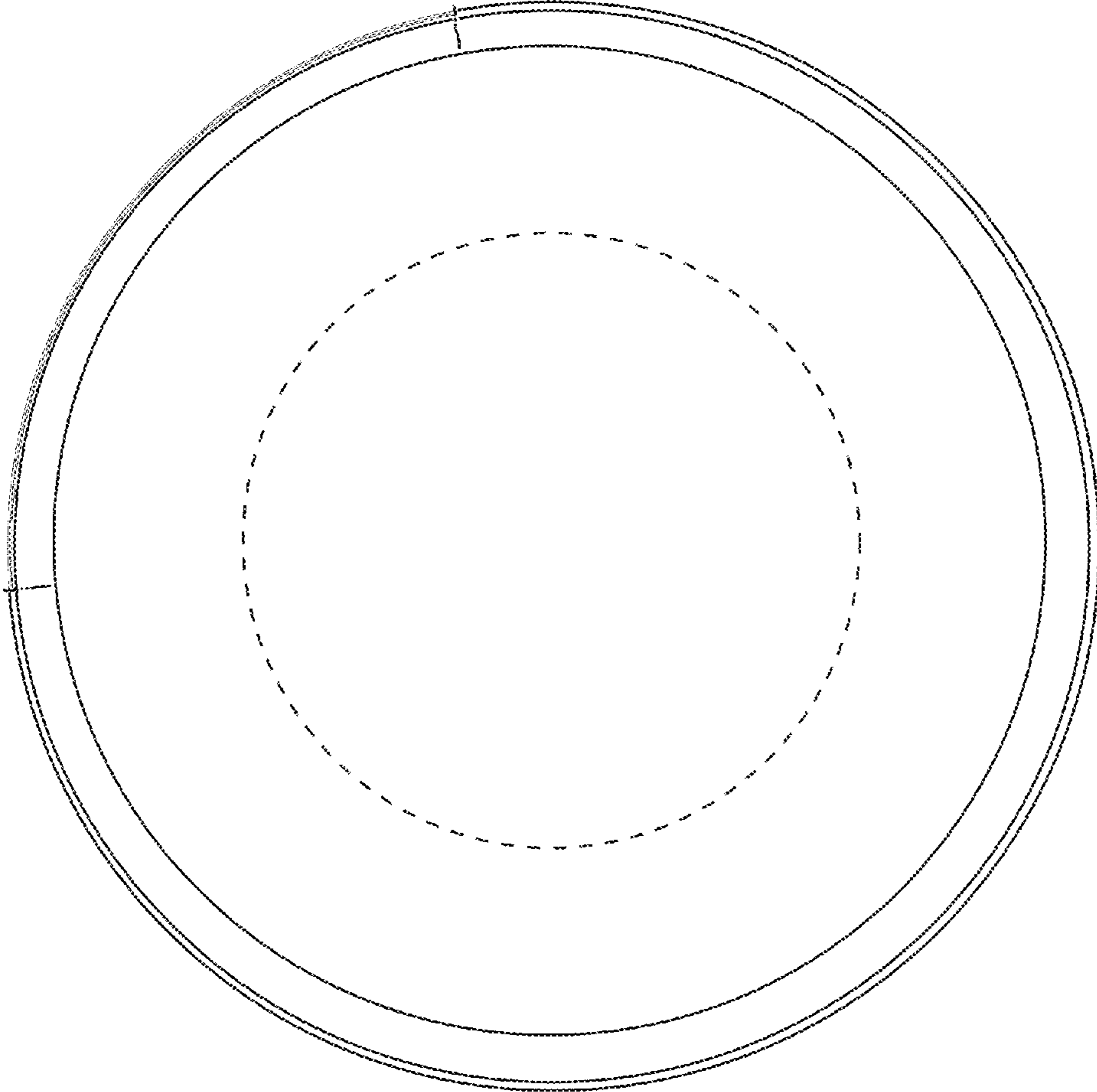


FIG. 4