



US00D717239S

(12) **United States Design Patent**
Houis et al.

(10) **Patent No.:** **US D717,239 S**

(45) **Date of Patent:** **** Nov. 11, 2014**

(54) **PNEUMATIC TIRE**

(71) Applicants: **Catherine Houis**,
Clermont-Ferrand-Cedex (FR); **Mathieu Vandaele**, Clermont-Ferrand-Cedex (FR); **Elisabeth Michaudet**, Clermont-Ferrand-Cedex (FR)

(72) Inventors: **Catherine Houis**, Clermont-Ferrand-Cedex (FR); **Mathieu Vandaele**, Clermont-Ferrand-Cedex (FR); **Elisabeth Michaudet**, Clermont-Ferrand-Cedex (FR)

(73) Assignees: **Compagnie Generale des Etablissements Michelin**, Clermont-Ferrand (FR); **Michelin Recherche et Technique S.A.**, Granges-Paccot (CH)

(**) Term: **14 Years**

(21) Appl. No.: **29/478,748**

(22) Filed: **Jan. 8, 2014**

(51) **LOC (10) Cl.** **12-15**

(52) **U.S. Cl.**
USPC **D12/566**

(58) **Field of Classification Search**
USPC D12/533-535; 152/209.1-209.9
See application file for complete search history.

(56) **References Cited**

U.S. PATENT DOCUMENTS

D284,178 S *	6/1986	Kawabata et al.	D12/567
D662,874 S *	7/2012	Koyanagi	D12/567
D686,562 S *	7/2013	Koyanagi	D12/549

* cited by examiner

Primary Examiner — George D Kirschbaum
(74) *Attorney, Agent, or Firm* — Dickinson Wright PLLC

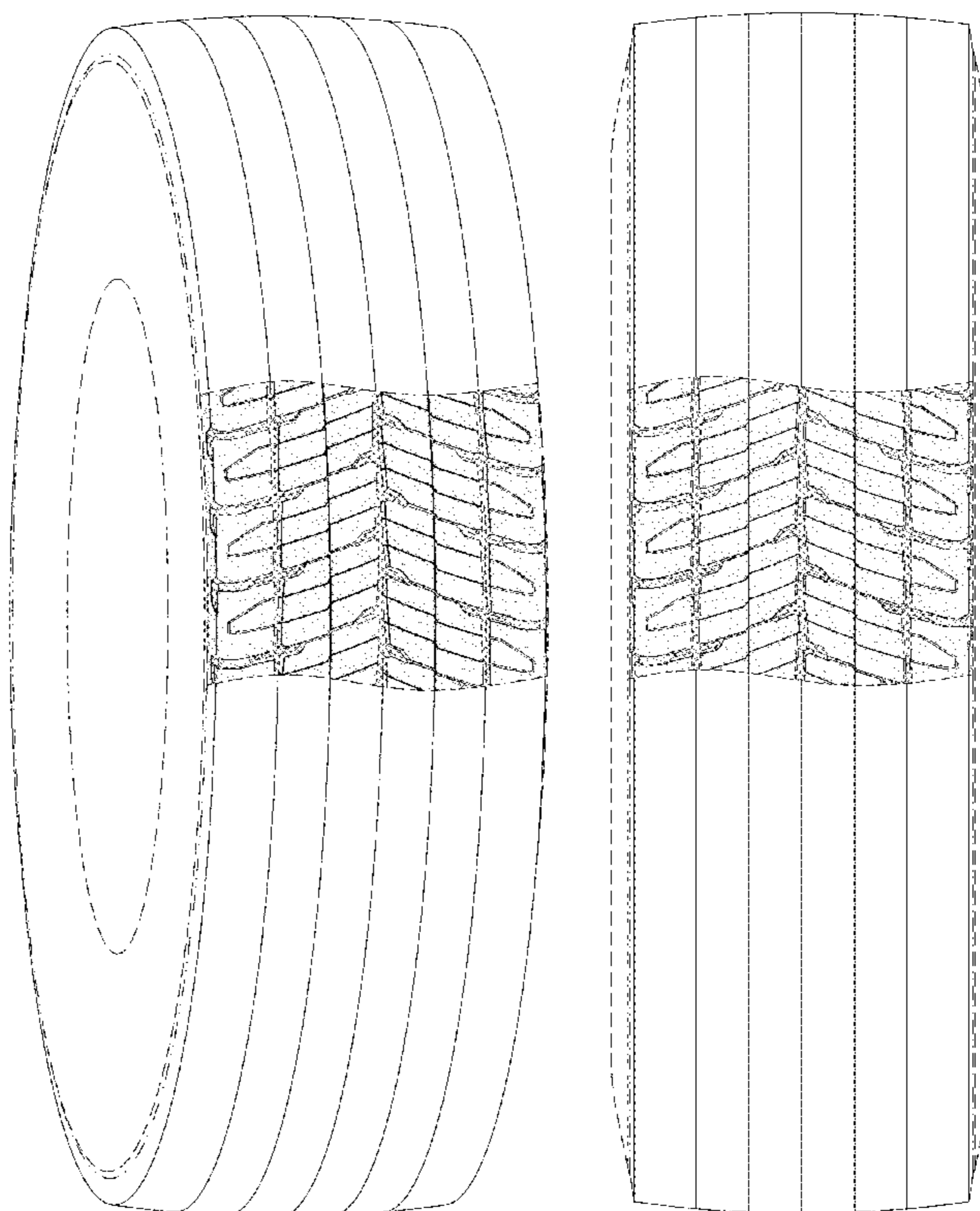
(57) **CLAIM**

The ornamental design for a pneumatic tire, as shown and described.

DESCRIPTION

FIG. 1 is a perspective view of the pneumatic tire of our design;
FIG. 2 is a front elevational view of the pneumatic tire of our design;
FIG. 3 is a side elevational view of the pneumatic tire of our design, the other side being a mirror image; and,
FIG. 4 is an enlarged, partial view of FIG. 1.
In the drawings, the broken lines defining the sidewall, inner bead and the unclaimed sidewall depict environmental subject matter that forms no part of the claimed design. The dash-dot lines represent the peripheral boundary between the claimed tire tread and the unclaimed sidewall. The tread pattern is understood to repeat uniformly throughout the circumference of the tire, as shown schematically in solid lines.

1 Claim, 4 Drawing Sheets



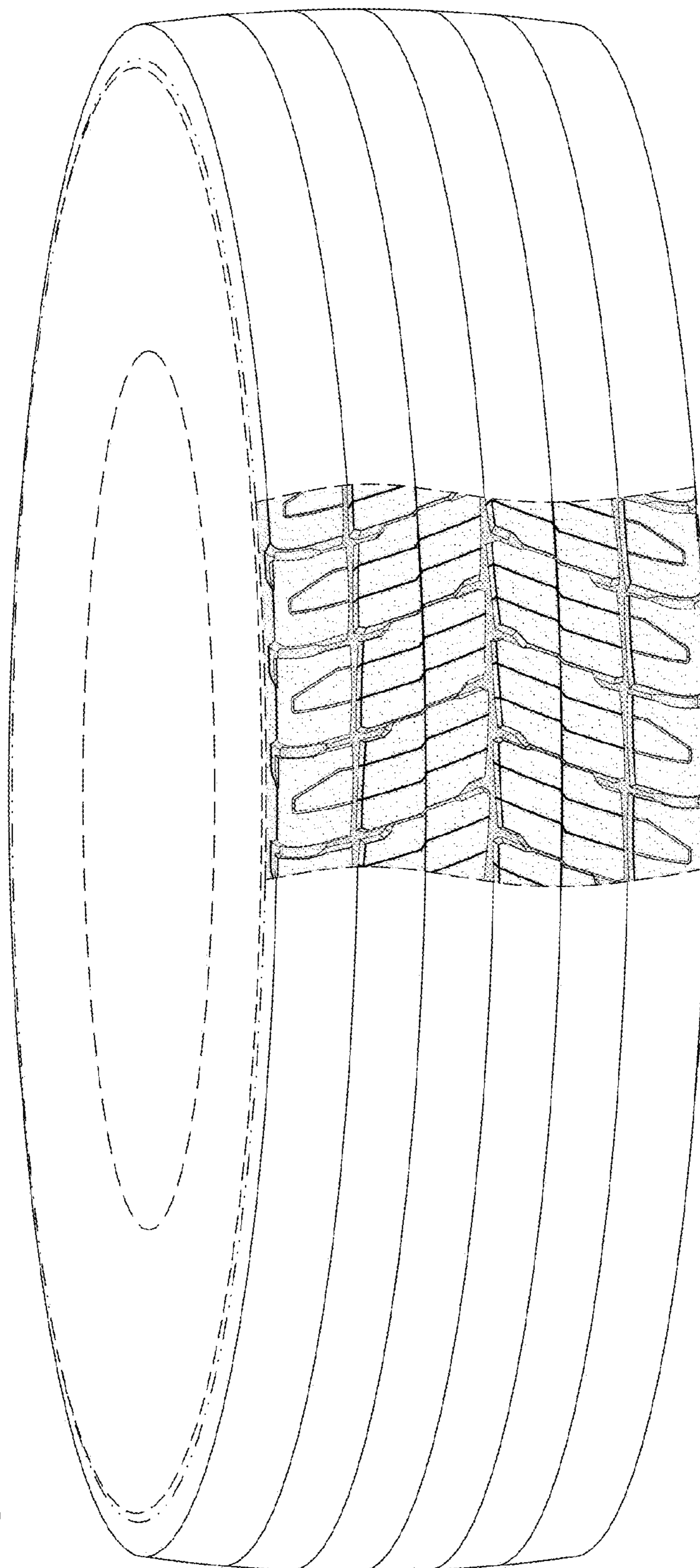


FIG. 1

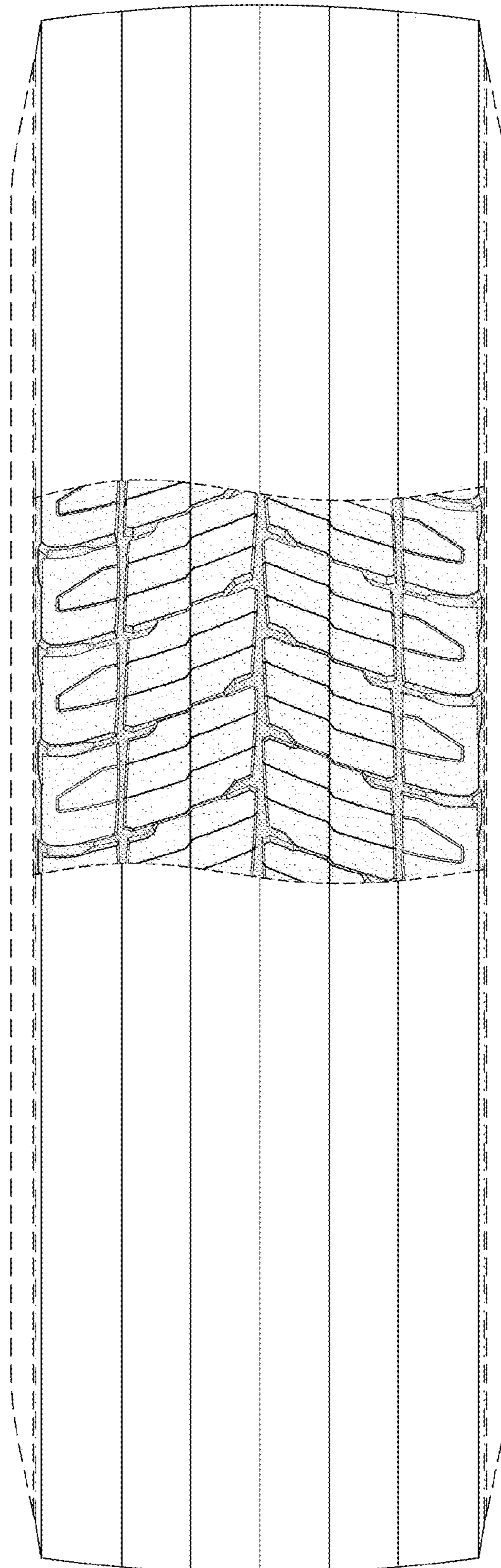


FIG. 2




FIG. 3

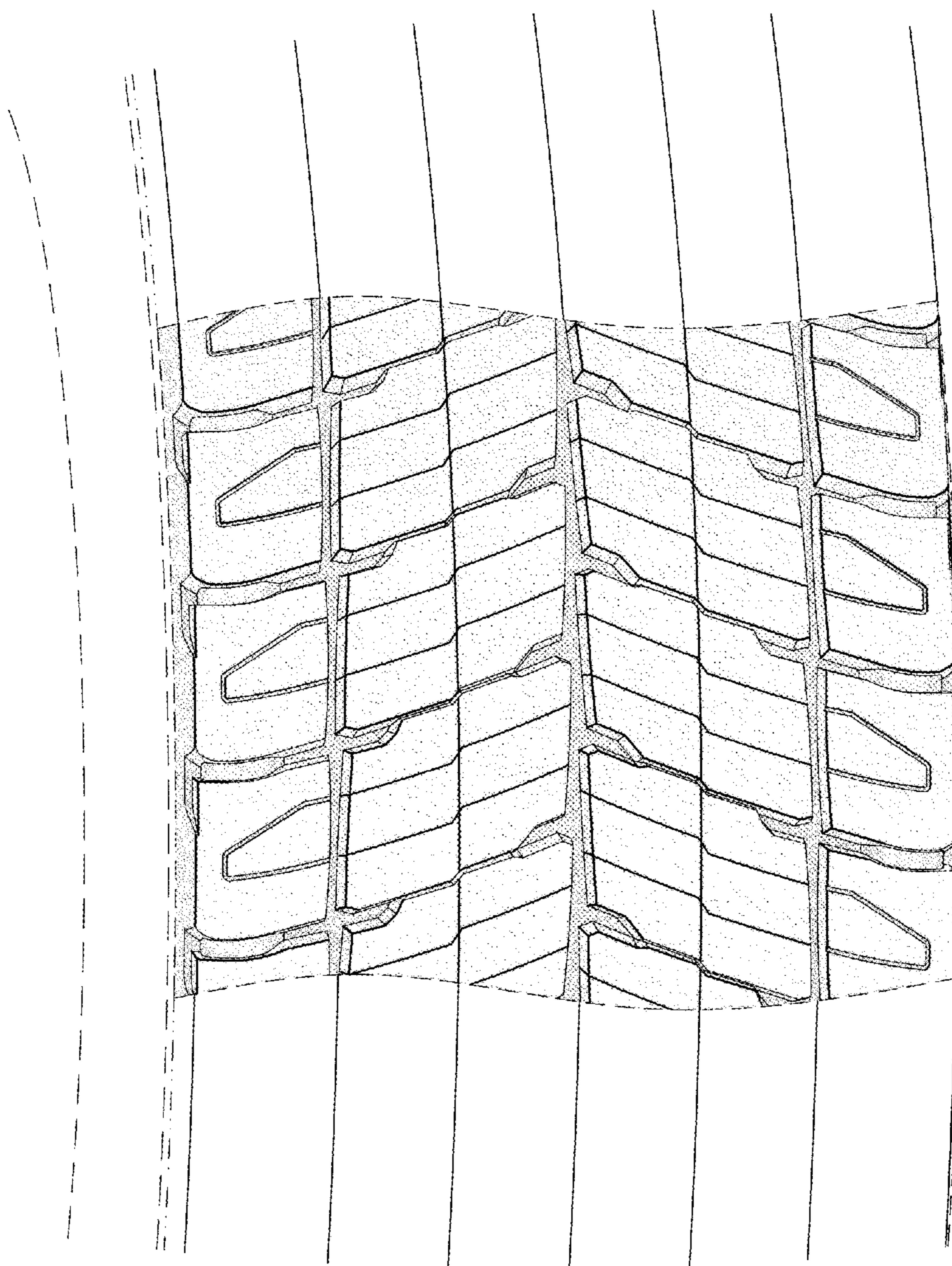


FIG. 4