



US00D717234S

(12) **United States Design Patent**  
**Fontaine et al.**

(10) **Patent No.:** **US D717,234 S**

(45) **Date of Patent:** **\*\* Nov. 11, 2014**

- (54) **TIRE FOR MOTORCYCLE**
- (71) Applicant: **The Goodyear Tire & Rubber Company, Akron, OH (US)**
- (72) Inventors: **Sebastien Willy Fontaine, Vichten (LU); Armand Rene Gabriel Leconte, Bingonville (LU); Julien Michel Sylvain Seguy, Riom (FR); Jean-Luc Faure, Villebret (FR); Auguste Elichiry, Saint Victor (FR)**
- (73) Assignee: **The Goodyear Tire & Rubber Company, Akron, OH (US)**
- (\*\*) Term: **14 Years**
- (21) Appl. No.: **29/493,181**
- (22) Filed: **Jun. 6, 2014**
- (51) **LOC (10) Cl.** ..... **12-15**
- (52) **U.S. Cl.**  
USPC ..... **D12/535**
- (58) **Field of Classification Search**  
USPC ..... D12/533-567, 900-901, 570, 506, 530;  
152/209.1-209.9, 209.11-209.19,  
152/209.21-209.28, 455  
See application file for complete search history.

D490,358 S	5/2004	Taniguchi .....	D12/534
D490,359 S	5/2004	Isaka .....	D12/535
D490,770 S	6/2004	Isaka .....	D12/534
D505,109 S	5/2005	Cullinan et al. ....	D12/534
D505,110 S *	5/2005	Steinbach .....	D12/535
D505,912 S *	6/2005	Matsushita .....	D12/535
D506,970 S	7/2005	Jackson et al. ....	D12/534
D523,391 S	6/2006	Matsunami et al. ....	D12/535
D531,569 S	11/2006	Steinbach .....	D12/535
D554,046 S	10/2007	Matsunami et al. ....	D12/535
D554,049 S	10/2007	Toyozawa .....	D12/535
D558,132 S	12/2007	Itoi .....	D12/535
D570,279 S *	6/2008	Lo .....	D12/535
D595,217 S	6/2009	Fournier et al. ....	D12/535
D601,942 S	10/2009	Bell et al. ....	D12/535
D604,225 S *	11/2009	Shibamoto .....	D12/535
D612,796 S *	3/2010	Kajimoto et al. ....	D12/535
D625,681 S *	10/2010	Oshima .....	D12/535
D659,079 S *	5/2012	Takenaka .....	D12/535
D662,452 S	6/2012	Kato .....	D12/535
D662,872 S	7/2012	Kato .....	D12/535
D696,623 S	12/2013	Nakagawa .....	D12/534
D696,624 S	12/2013	Nakagawa .....	D12/534
D700,882 S *	3/2014	Yao et al. ....	D12/535

\* cited by examiner

*Primary Examiner* — Stacia Cadmus

(74) *Attorney, Agent, or Firm* — Richard B. O'Planick

(57) **CLAIM**

The ornamental design for a tire for motorcycle, as shown and described.

**DESCRIPTION**

FIG. 1 is a perspective view of a tire for motorcycle showing our new design, it being understood that the pattern repeats uniformly throughout the circumference of the tread; FIG. 2 is a front elevational view thereof; FIG. 3 is a right side elevational view thereof; the opposite side elevational view being identical thereto; and, FIG. 4 is an enlarged fragmentary front elevational view thereof.

**1 Claim, 4 Drawing Sheets**

(56) **References Cited**

**U.S. PATENT DOCUMENTS**

D100,117 S *	6/1936	Nellen et al. ....	D12/535
D295,159 S	4/1988	Mader .....	D12/147
D301,708 S *	6/1989	Suzuki .....	D12/535
D340,213 S *	10/1993	Bende et al. ....	D12/535
D356,060 S *	3/1995	Barbato .....	D12/535
D419,930 S *	2/2000	Zoller et al. ....	D12/535
D452,202 S	12/2001	Toyozawa .....	D12/151
D455,115 S *	4/2002	Steinbach .....	D12/535
D470,453 S *	2/2003	Jackson .....	D12/535
D471,146 S	3/2003	Jackson .....	D12/535
D487,052 S *	2/2004	Toyozawa et al. ....	D12/535







FIG - 1




FIG - 2



FIG - 3




FIG - 4