



US00D717215S

(12) **United States Design Patent**
Johnson

(10) **Patent No.:** **US D717,215 S**

(45) **Date of Patent:** **** Nov. 11, 2014**

(54) **REAR FLOORBOARD EXHAUST GUARD**

(71) Applicant: **Kevin Johnson**, Summersville, WV
(US)

(72) Inventor: **Kevin Johnson**, Summersville, WV
(US)

(**) Term: **14 Years**

(21) Appl. No.: **29/464,392**

(22) Filed: **Aug. 15, 2013**

(51) **LOC (10) Cl.** **12-11**

(52) **U.S. Cl.**
USPC **D12/126**

(58) **Field of Classification Search**
USPC 280/291, 274, 281.1; 74/564; D12/114,
D12/180; 188/265, 18 A, 31, 72.7, 24.22,
188/1.11 W, 251 A, 24.19, 250 B, 24.11,
188/24.12, 73.1, 344, 238, 244, 2 D, 245,
188/250 G, 1.11 I; 70/233; D8/303, 39, 59,
D8/67, 68, 80, 82, 83, 86, 106, 300, 308,
D8/309; 29/428; 60/591; 403/348, 361;
340/454; D2/744, 747
See application file for complete search history.

(56) **References Cited**

U.S. PATENT DOCUMENTS

4,470,321	A *	9/1984	Girty	74/473.16
5,961,138	A *	10/1999	Roark et al.	280/291
6,179,313	B1 *	1/2001	Christensen	180/219
D455,375	S *	4/2002	Johnson	D12/126
6,481,080	B2 *	11/2002	Monson	29/401.1
D478,848	S *	8/2003	Rice	D12/114
D517,454	S *	3/2006	Chambers	D12/126
7,431,118	B1 *	10/2008	Hogg	180/219

D609,611	S *	2/2010	Johnson	D12/126
D618,597	S *	6/2010	Johnson	D12/126
7,980,345	B1 *	7/2011	Harvey	180/90.6
8,128,111	B2 *	3/2012	Scolari et al.	280/221
D688,609	S *	8/2013	Arbesman et al.	D12/180
D688,610	S *	8/2013	Arbesman et al.	D12/180
D688,996	S *	9/2013	Arbesman et al.	D12/180
D688,997	S *	9/2013	Arbesman et al.	D12/180
D688,998	S *	9/2013	Arbesman et al.	D12/180
8,696,009	B1 *	4/2014	Heath, Sr.	280/291
2009/0026729	A1 *	1/2009	James et al.	280/291
2009/0272215	A1 *	11/2009	Plackis	74/473.16
2010/0308557	A1 *	12/2010	Pruit	280/304.3
2011/0241374	A1 *	10/2011	Graves	296/75

* cited by examiner

Primary Examiner — Eric Goodman

Assistant Examiner — Ryan Harvey

(74) *Attorney, Agent, or Firm* — Arent Fox LLP

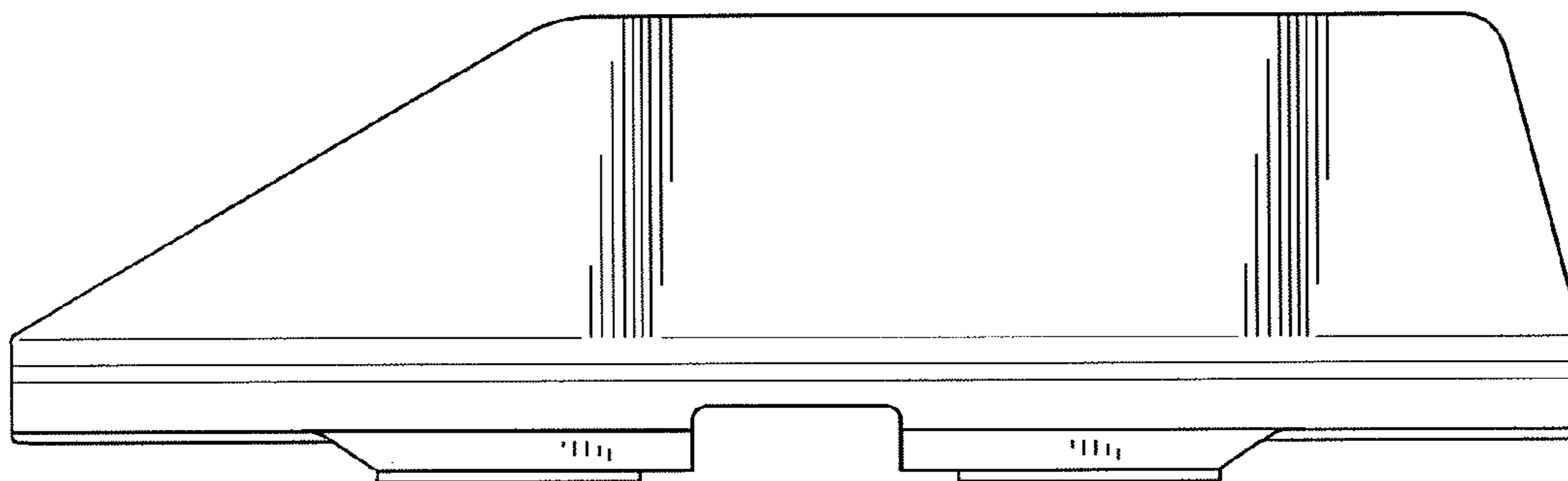
(57) **CLAIM**

The ornamental design for a rear floorboard exhaust guard, as shown and described.

DESCRIPTION

FIG. 1 is a front view of a rear floorboard exhaust guard showing my new design;
 FIG. 2 is a back view thereof;
 FIG. 3 is a top view thereof;
 FIG. 4 is a bottom view thereof;
 FIG. 5 is a right end view thereof;
 FIG. 6 is a left end view thereof; and,
 FIG. 7 is a perspective view thereof on a reduced scale in use on a motorcycle.
 The material shown in dotted line forms the environment of the use of the present design and forms no part of the claimed design.

1 Claim, 4 Drawing Sheets



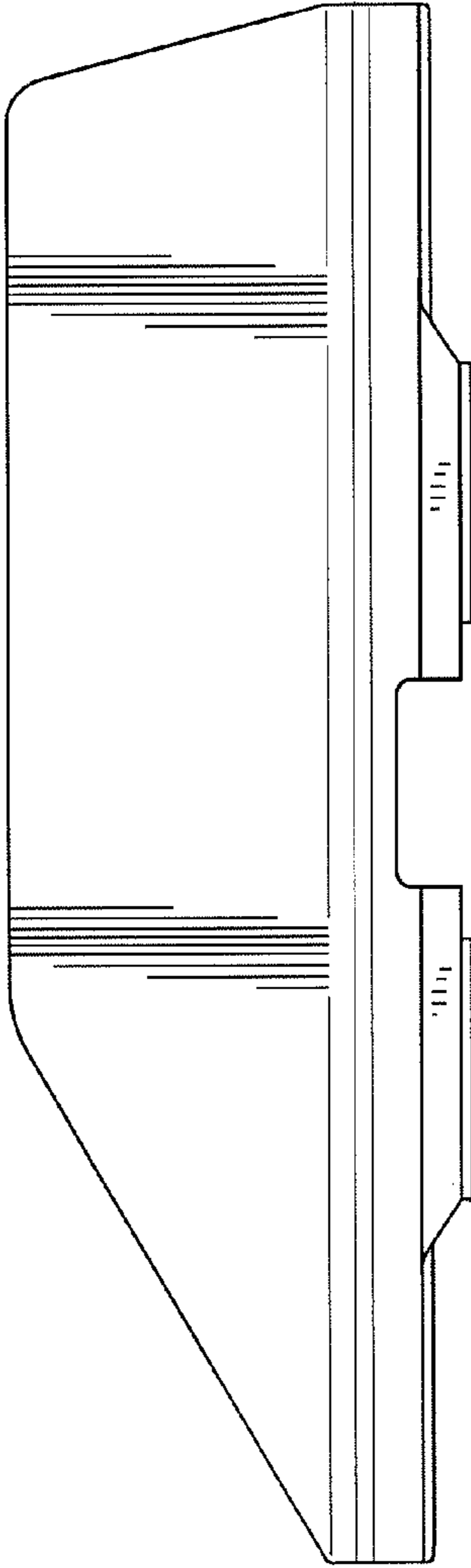


FIG. 1

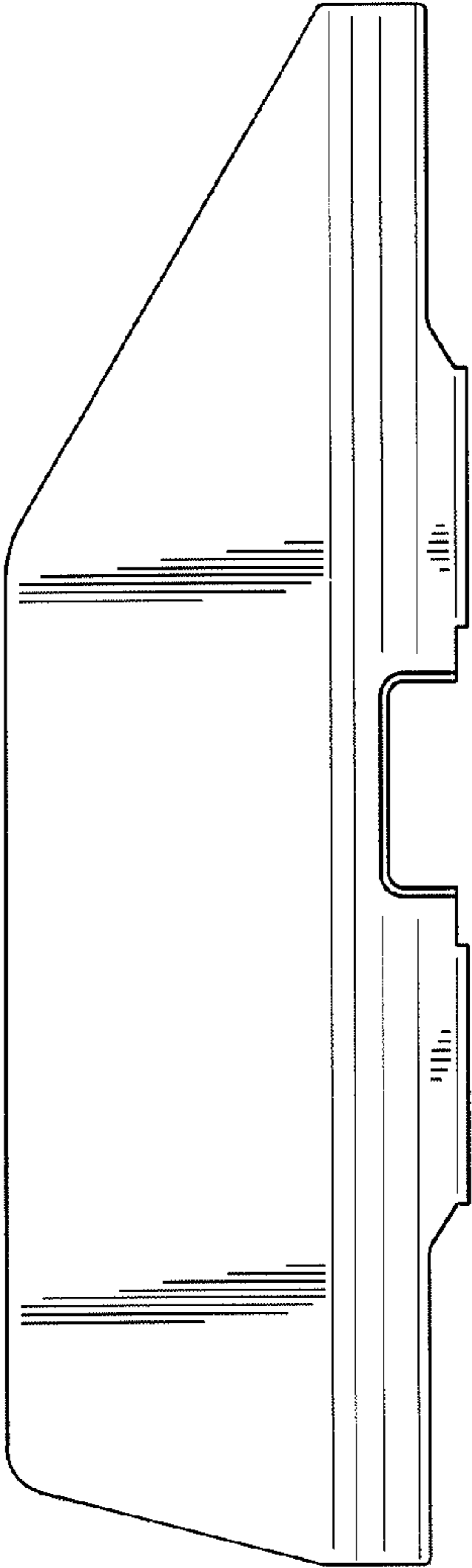


FIG. 2




FIG. 3

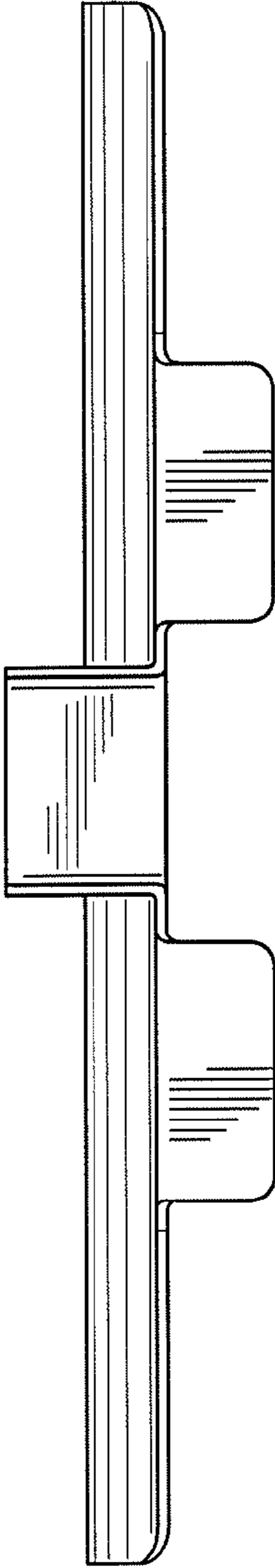


FIG. 4

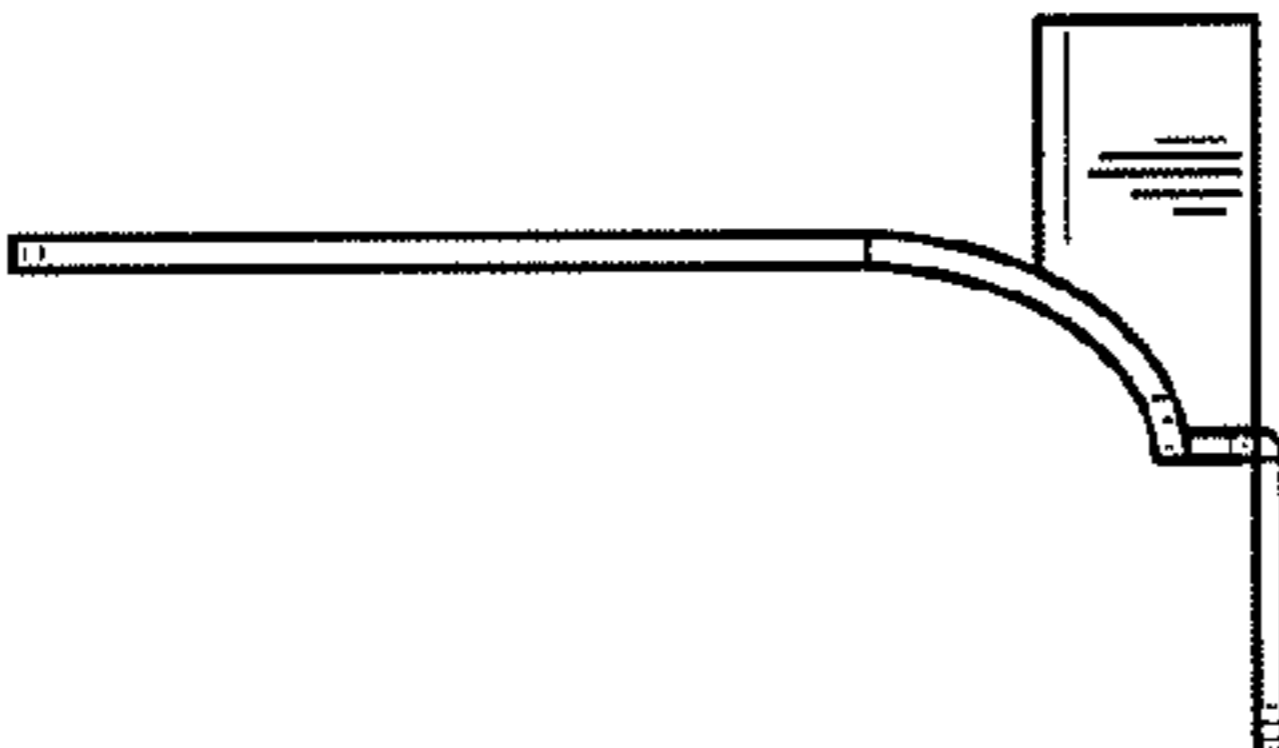


FIG. 5

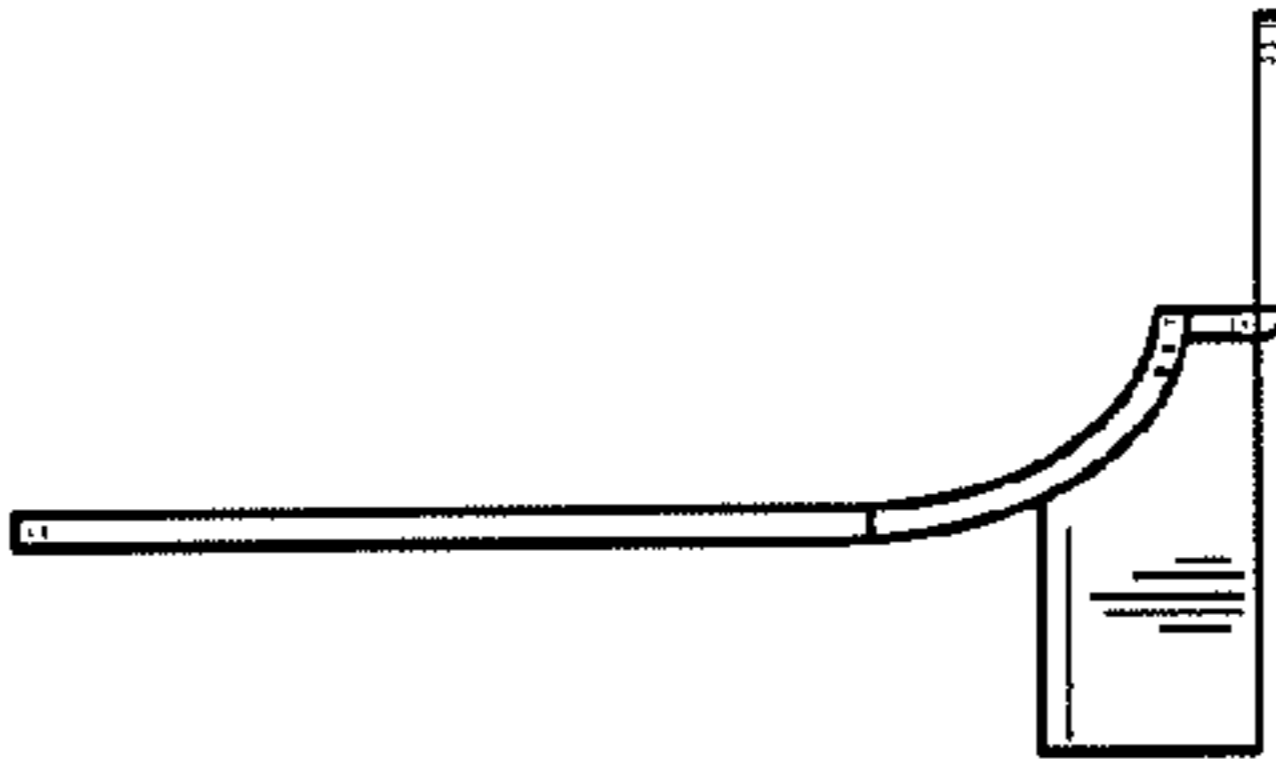


FIG. 6

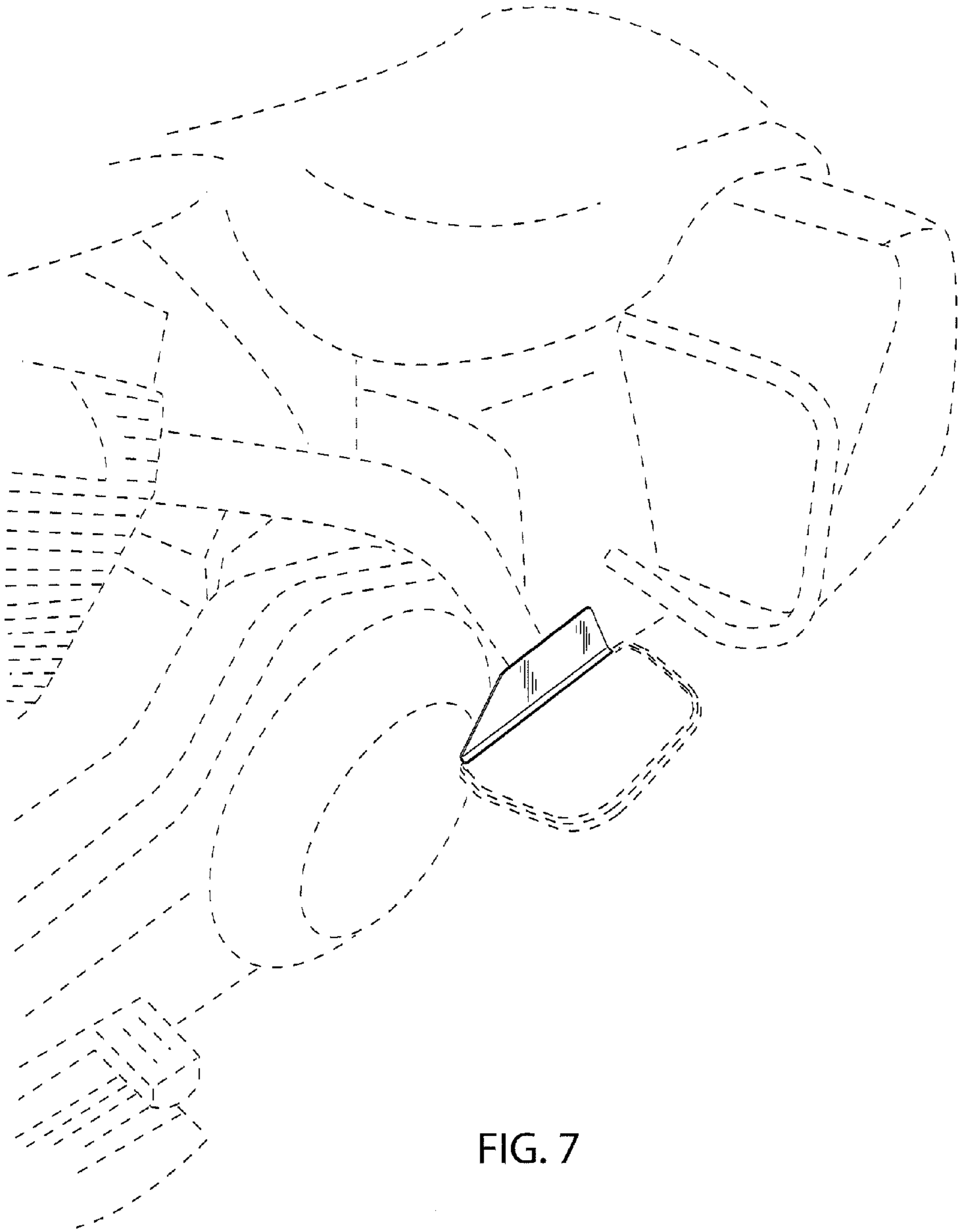


FIG. 7