



US00D717204S

(12) **United States Design Patent**
Banga

(10) **Patent No.:** **US D717,204 S**

(45) **Date of Patent:** **** Nov. 11, 2014**

(54) **FABRIC CONNECTOR**

(71) Applicant: **Peter Banga**, Welland (CA)

(72) Inventor: **Peter Banga**, Welland (CA)

(**) Term: **14 Years**

(21) Appl. No.: **29/470,689**

(22) Filed: **Oct. 24, 2013**

(51) **LOC (10) Cl.** **02-07**

(52) **U.S. Cl.**
USPC **D11/200**

(58) **Field of Classification Search**
USPC D11/1-2, 200-201, 206-210, 214-218;
24/163 R, 169-171, 173, 177-179, 191,
24/194-195, 197, 200, 614-616, 625, 108,
24/245, 455, 459; D30/141; D32/61

See application file for complete search history.

(56) **References Cited**

U.S. PATENT DOCUMENTS

4,049,357	A *	9/1977	Hamisch, Jr.	403/209
4,175,305	A *	11/1979	Gillis	24/459
4,308,647	A *	1/1982	Gillis	24/460
5,557,830	A *	9/1996	Davis	24/459
5,940,942	A *	8/1999	Fong	24/459
D590,577	S *	4/2009	Bruno	D2/853
D632,030	S *	2/2011	Lumsden	D30/141
D687,611	S *	8/2013	MacLean	D32/61
D694,151	S *	11/2013	Johnson et al.	D11/200
D708,095	S *	7/2014	Whitworth	D11/200

* cited by examiner

Primary Examiner — Ralf Seifert

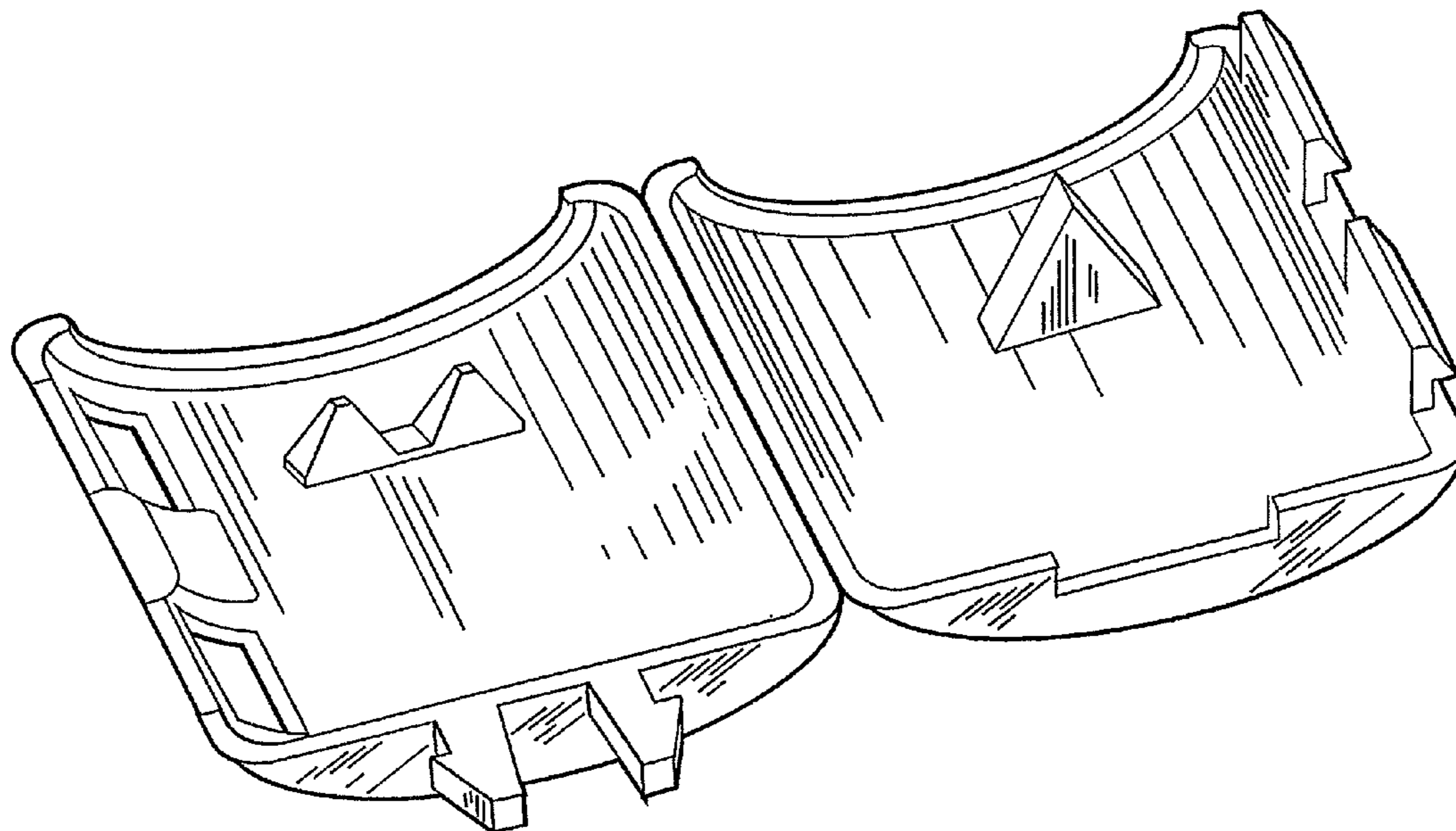
(57) **CLAIM**

The ornamental design for a fabric connector, as shown and described.

DESCRIPTION

FIG. 1 is a top perspective view of the present design a fabric connector in an open position; and, FIG. 2 is a bottom perspective view of the fabric connector shown in FIG. 1.

1 Claim, 2 Drawing Sheets



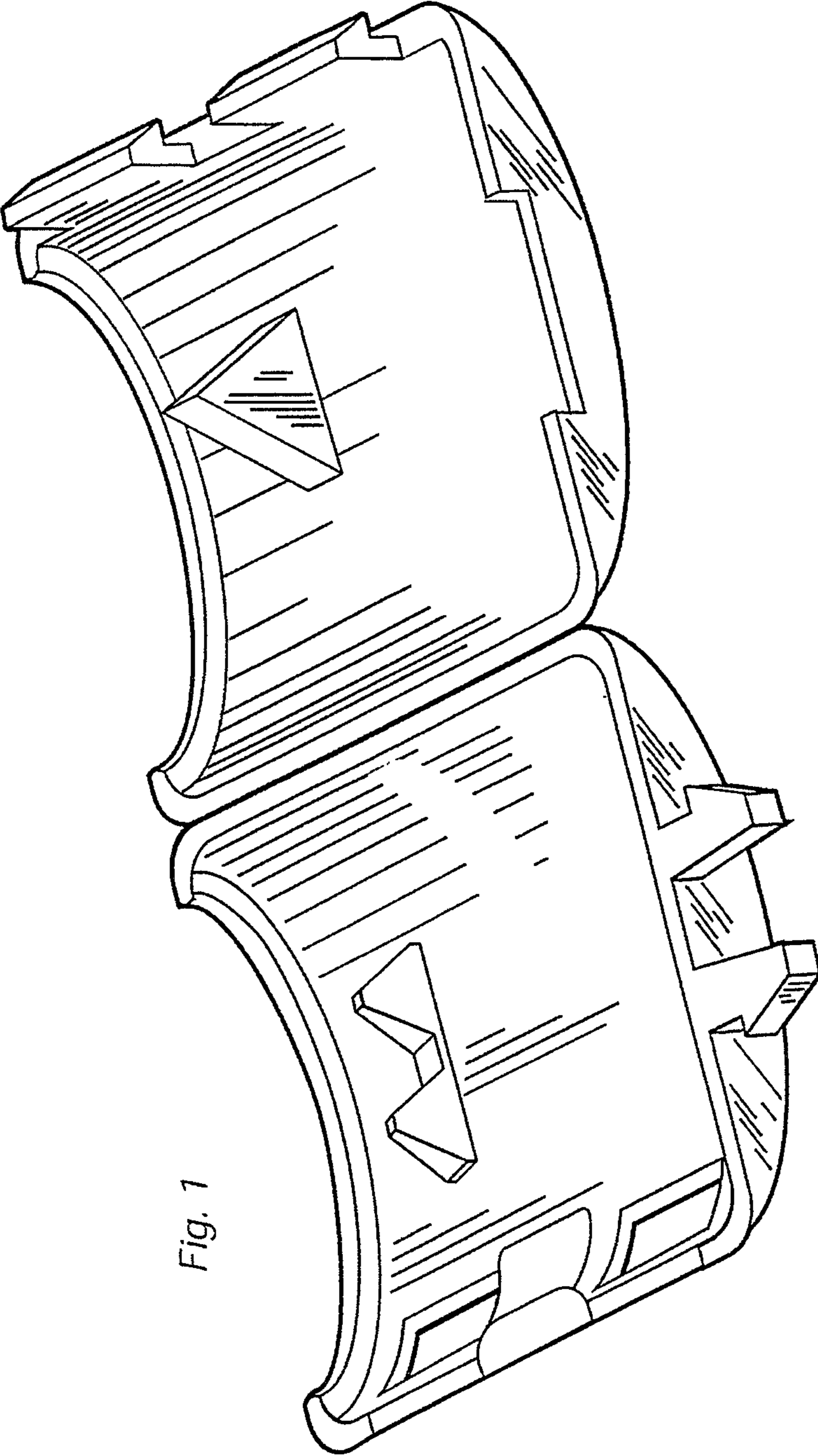


Fig. 1

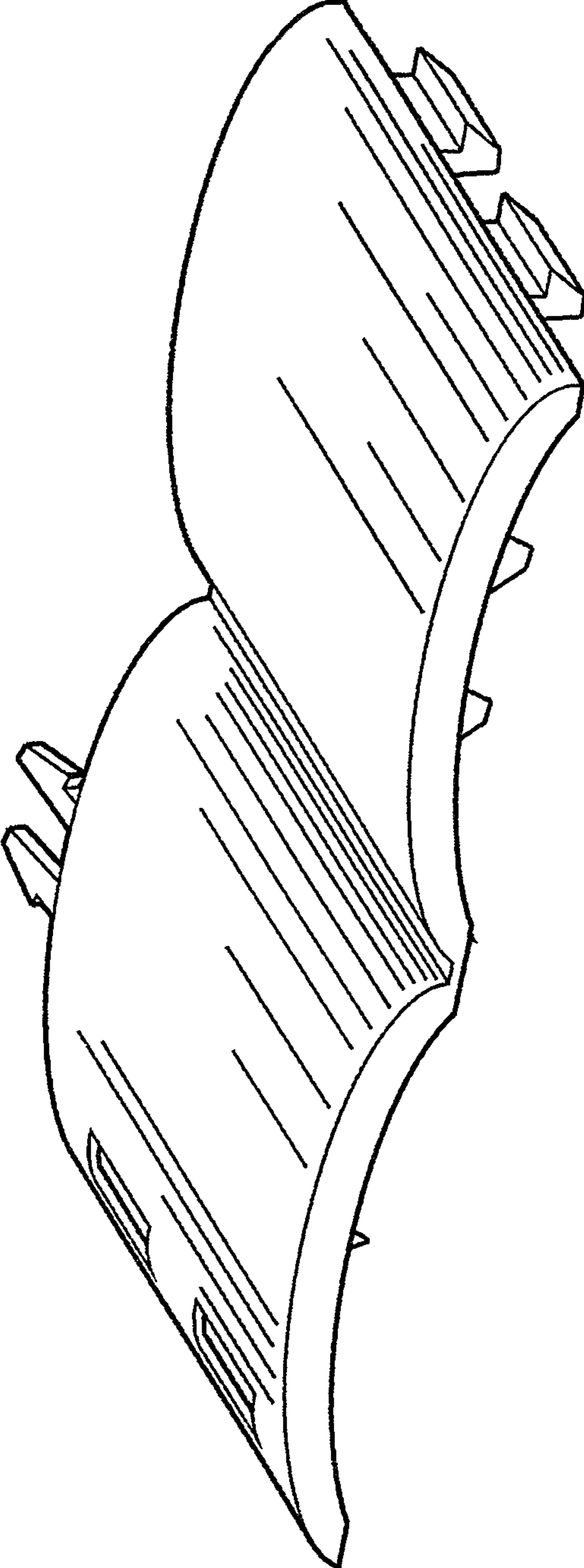


Fig. 2