



US00D717201S

(12) **United States Design Patent**
Thuma et al.

(10) **Patent No.:** **US D717,201 S**
(45) **Date of Patent:** **** Nov. 11, 2014**

(54) **PLANTER**

(71) Applicant: **Suncast Technologies, LLC**, Palm Beach Gardens, FL (US)

(72) Inventors: **Michael Thuma**, La Grange, IL (US);
Brian J. Russell, Aurora, IL (US);
Michael R. Vogler, Oswego, IL (US)

(73) Assignee: **Suncast Technologies, LLC**, Palm Beach Gardens, FL (US)

(**) Term: **14 Years**

(21) Appl. No.: **29/476,368**

(22) Filed: **Dec. 12, 2013**

(51) **LOC (10) Cl.** **11-02**

(52) **U.S. Cl.**
USPC **D11/152**

(58) **Field of Classification Search**
USPC D6/403-405; D9/428, 429, 549;
D11/143-156, 164; 47/17, 18, 32.7,
47/33, 39, 41.01, 41.11-41.15, 65, 65.5,
47/66.1, 66.6, 66.7, 67-71; D7/531, 509;
D34/1

See application file for complete search history.

(56) **References Cited**

U.S. PATENT DOCUMENTS

D63,777	S	*	1/1924	Cook	D11/148
2,707,588	A	*	5/1955	Amberg	229/125.17
D221,625	S	*	8/1971	Kinney et al.	D9/428
D255,339	S	*	6/1980	Christian	D11/152
D258,338	S	*	2/1981	Gersin	D7/584
4,630,744	A	*	12/1986	Trombly	220/604
5,025,981	A	*	6/1991	Schellenberg	229/118
D327,236	S	*	6/1992	Weder	D11/152
D337,187	S	*	7/1993	Hampshire	D34/1
5,325,765	A	*	7/1994	Sylvan et al.	99/295
D364,112	S	*	11/1995	Dickinson et al.	D11/152

D399,452	S	*	10/1998	Durbin	D11/152
D423,406	S	*	4/2000	Grosfillex	D11/155
D461,432	S	*	8/2002	Carlson	D11/153
D564,394	S	*	3/2008	Schmidt	D11/152
D590,564	S	*	4/2009	Dretzka	D34/1
D594,775	S	*	6/2009	Moreau	D11/152
7,552,841	B2	*	6/2009	Hollis et al.	220/703
D606,363	S	*	12/2009	Aardenburg	D7/400
7,624,536	B2	*	12/2009	Schromm	47/66.6
D631,391	S	*	1/2011	Aoyama	D11/152
D635,399	S	*	4/2011	DeVecchio	D7/523
D659,337	S	*	5/2012	Bradley	D34/1
D669,814	S	*	10/2012	Plucinski	D11/152
D687,297	S	*	8/2013	O'Brien et al.	D9/429
D698,649	S	*	2/2014	Quint	D9/500
D700,839	S	*	3/2014	O'Brien et al.	D9/429
D707,489	S	*	6/2014	Hertaus	D7/400
D708,546	S	*	7/2014	Hung et al.	D11/151
2009/0241417	A1	*	10/2009	Smith	47/66.2

* cited by examiner

Primary Examiner — Elizabeth Albert

(74) *Attorney, Agent, or Firm* — McHale & Slavin, P.A.


(57) **CLAIM**

The ornamental design for a planter, as shown and described.

DESCRIPTION

FIG. 1 is a top right perspective view of the planter of the present invention;
FIG. 2 is a bottom right perspective view thereof;
FIG. 3 is a front view thereof, the rear view being a mirror image thereof;
FIG. 4 is a right side view thereof, the left side view being a mirror image thereof;
FIG. 5 is a top view thereof; and,
FIG. 6 is a bottom view thereof.
The portions of the inside of the planter in broken lines are included for the purpose of showing portions that form no part of the claimed design.

1 Claim, 6 Drawing Sheets






Fig. 1




Fig. 2




Fig. 3




Fig. 4

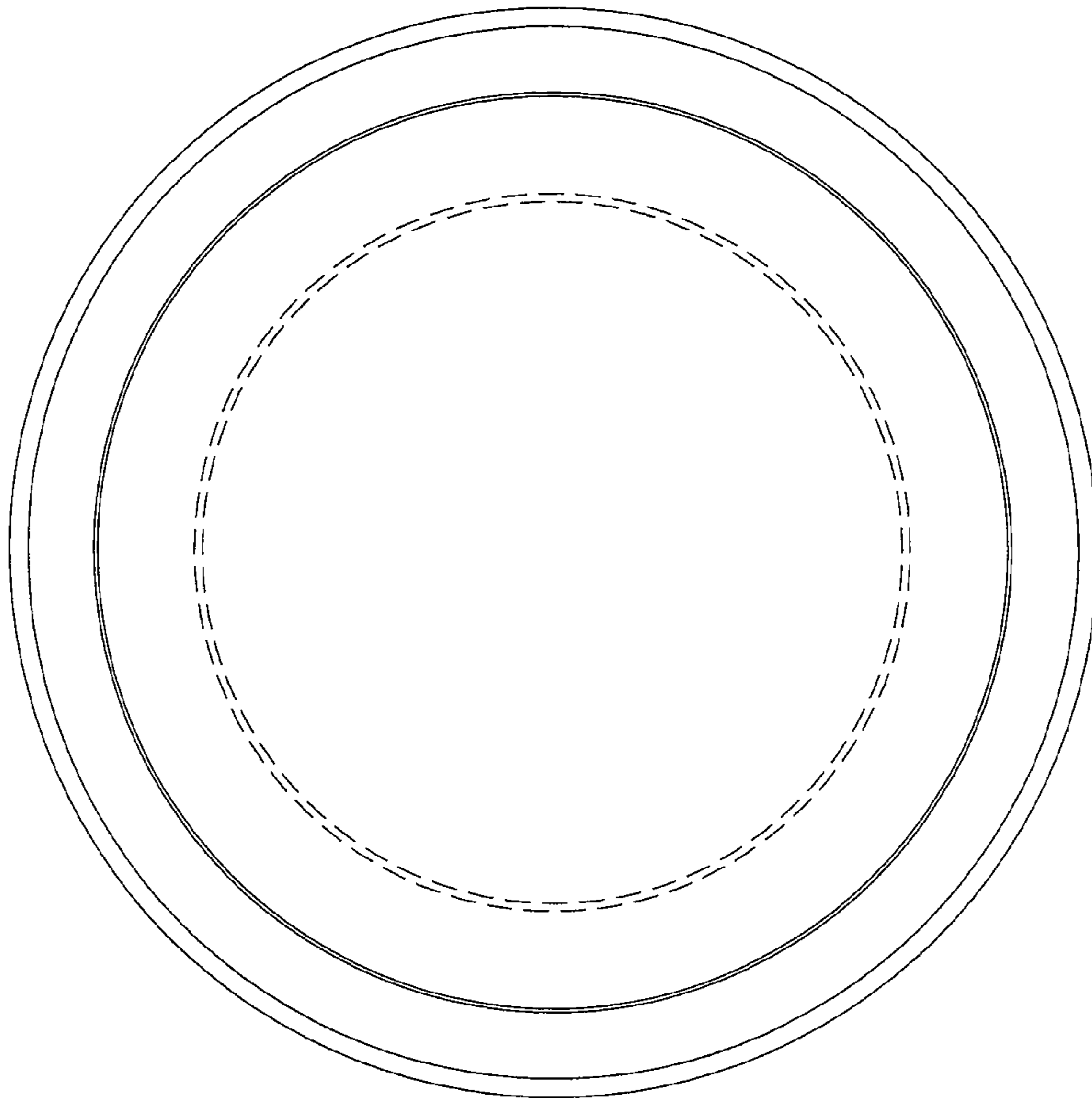


Fig. 5

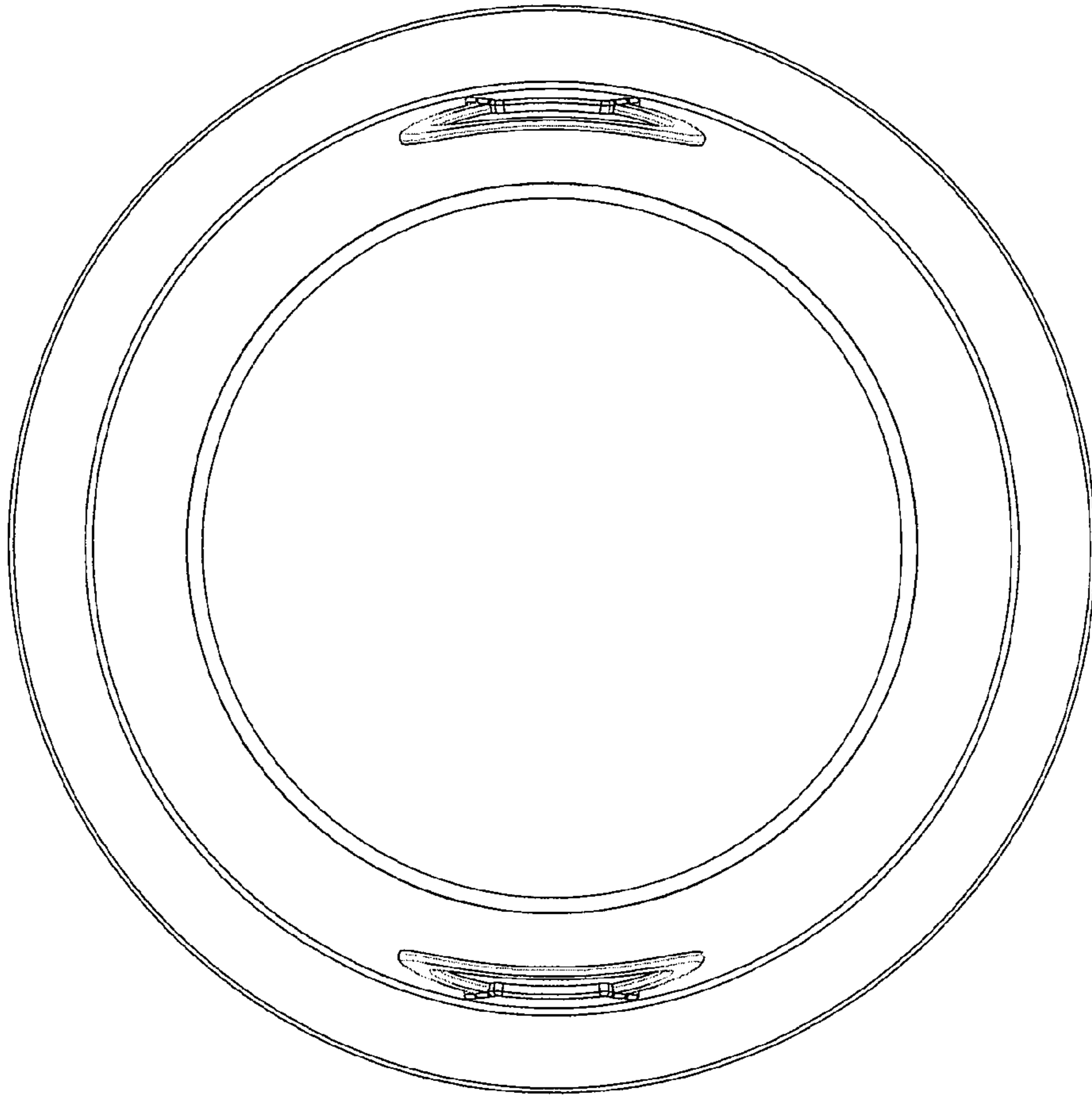


Fig. 6