



US00D717168S

(12) **United States Design Patent**
Ferman

(10) **Patent No.:** **US D717,168 S**

(45) **Date of Patent:** **** Nov. 11, 2014**

(54) **COVER**

(75) Inventor: **Randall Ferman**, Randolph, NJ (US)

(73) Assignee: **Extreme Hunting Solutions, LLC**,
Centerville, IA (US)

(**) Term: **14 Years**

(21) Appl. No.: **29/409,232**

(22) Filed: **Dec. 21, 2011**

(51) **LOC (10) Cl.** **09-07**

(52) **U.S. Cl.**
USPC **D9/435**

(58) **Field of Classification Search**
USPC D3/269, 272; D7/542, 584, 587, 601,
D7/602, 608, 610, 629, 641, 672; D9/414,
D9/418, 424, 425, 428, 429, 431, 432, 435,
D9/452, 453, 455, 456, 499, 732;
220/4.26, 508, 556, 557, 574, 583,
220/669, 670, 672, 675; 229/406, 407;
426/106, 114; D10/120; D11/133;
D22/125, 199; 446/213, 397

See application file for complete search history.

(56) **References Cited**

U.S. PATENT DOCUMENTS

D208,886 S *	10/1967	Vuillemenot	D9/448
D229,825 S *	1/1974	Hayes	D9/448
D233,138 S *	10/1974	Vogel	D9/453
D368,032 S *	3/1996	Couto	D9/435
D378,802 S *	4/1997	Corcoran	D9/448
D398,852 S *	9/1998	Gross	D9/453
D409,088 S *	5/1999	de Maillard et al.	D9/448
D414,079 S *	9/1999	Groom, II	D7/601
6,209,252 B1 *	4/2001	McGough	43/1

D471,808 S *	3/2003	de Castro Couto	D9/435
D510,865 S *	10/2005	Geier	D9/448
7,086,607 B2 *	8/2006	Bresolin et al.	239/44
D572,130 S *	7/2008	Campbell	D9/435
D580,755 S *	11/2008	Campbell	D9/435
D599,665 S *	9/2009	Campbell	D9/448

OTHER PUBLICATIONS

“Acorn Rage INFuzed”, “<http://www.wildgameinnovations.com/products/deer-attractants-supplements-and-food-plots/acorn-rage-infuzedtm-1.html>”, Wildgame Innovations, Synergy Outdoors Company.

* cited by examiner

Primary Examiner — Susan Bennett Hattan

Assistant Examiner — Leanne Was

(74) *Attorney, Agent, or Firm* — Lerner, David, Littenberg, Krumholz & Mentlik, LLP

(57) **CLAIM**

I claim the ornamental design for a cover, as shown and described.

DESCRIPTION

FIG. 1 is a perspective view of a cover, in accordance with the present invention;

FIG. 2 is a bottom plan view of the cover shown in FIG. 1;

FIG. 3 is a top plan view of the cover shown in FIG. 1;

FIG. 4 is a left side view of the cover shown in FIG. 1;

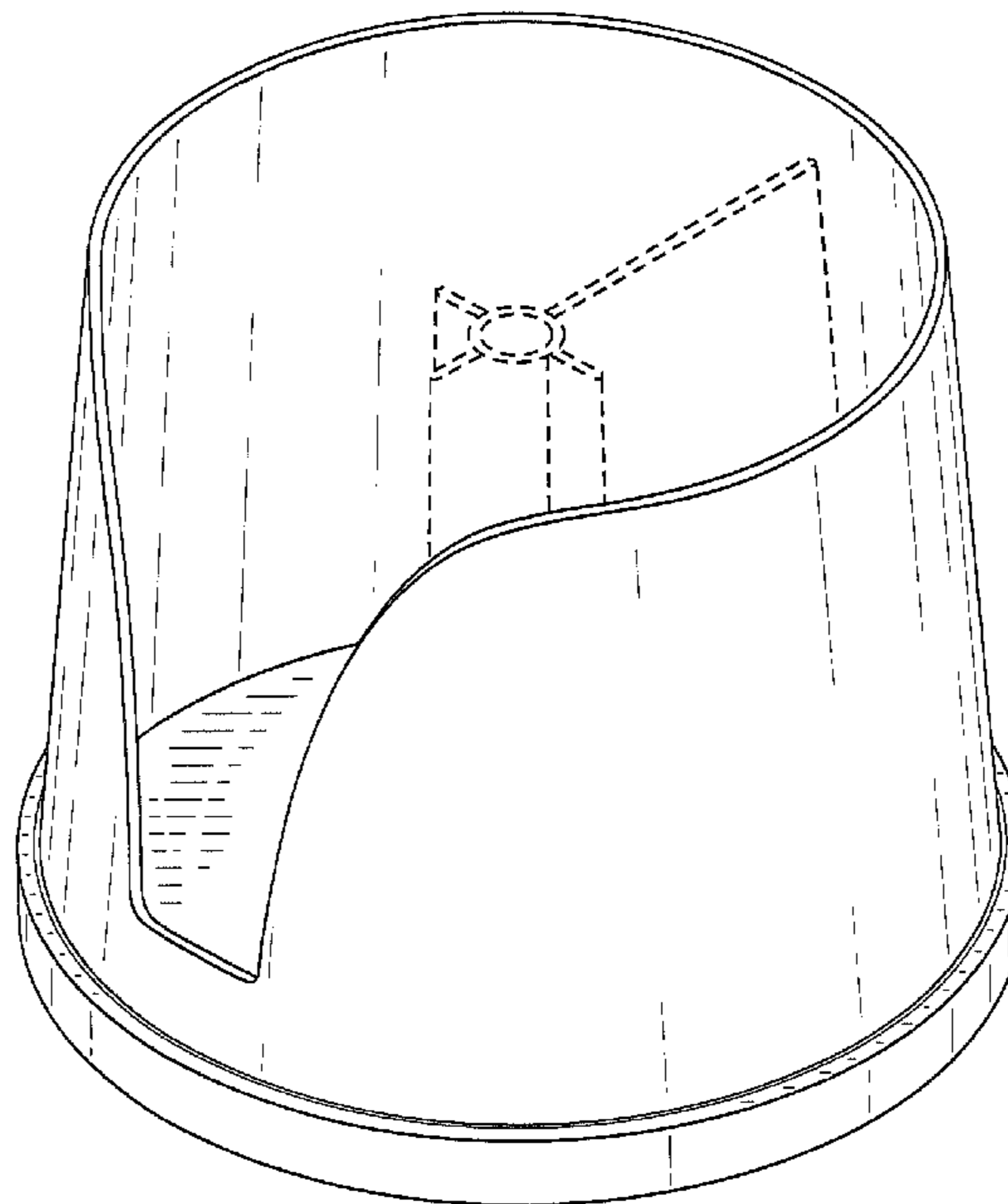
FIG. 5 is a right side view of the cover shown in FIG. 1;

FIG. 6 is a front plan view of the cover shown in FIG. 1; and,

FIG. 7 is a back plan view of the cover shown in FIG. 1.

The portions of the cover shown in broken lines are shown for environmental purposes only and form no part of the claimed design.

1 Claim, 5 Drawing Sheets



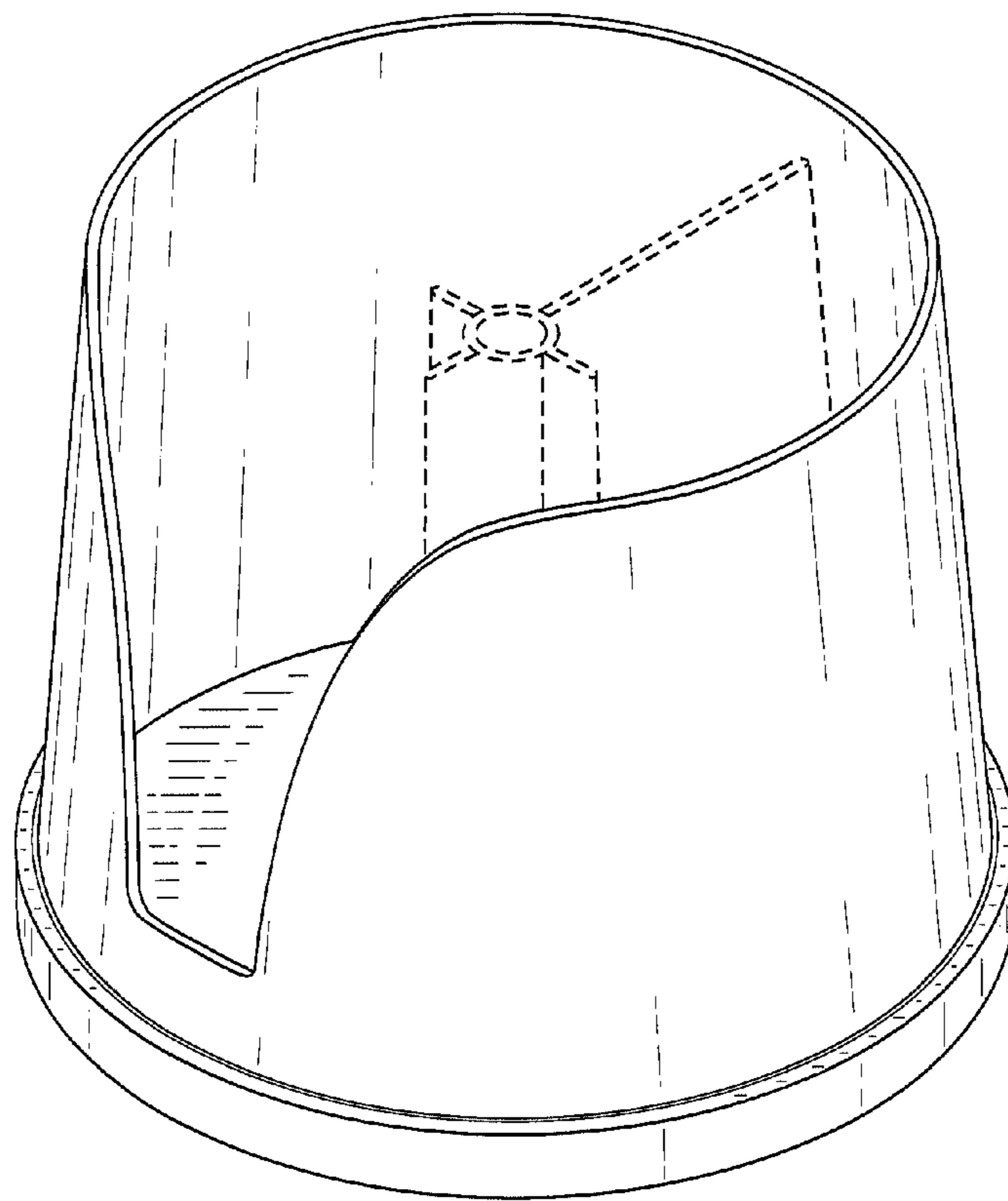


FIG. 1

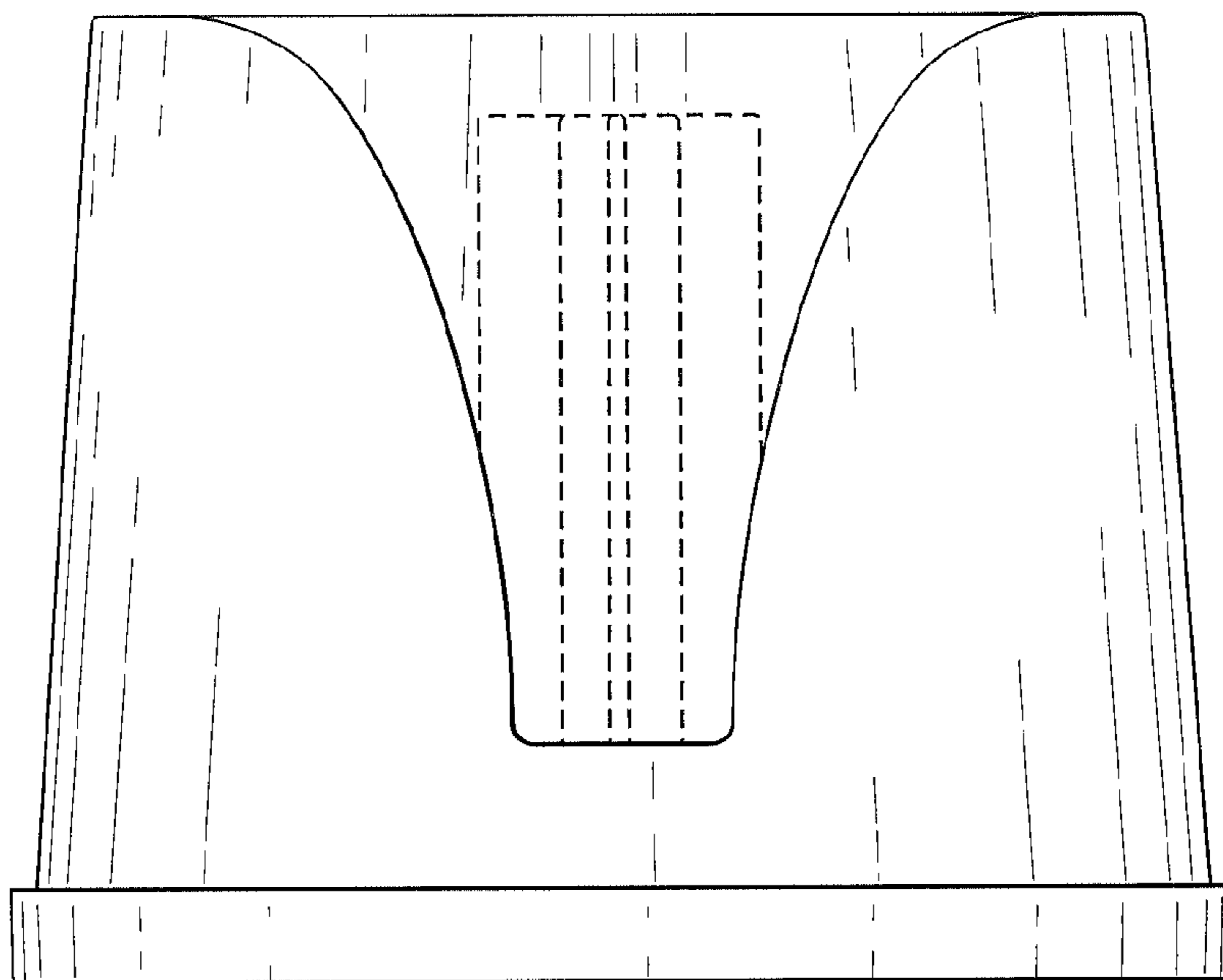


FIG. 2




FIG. 3

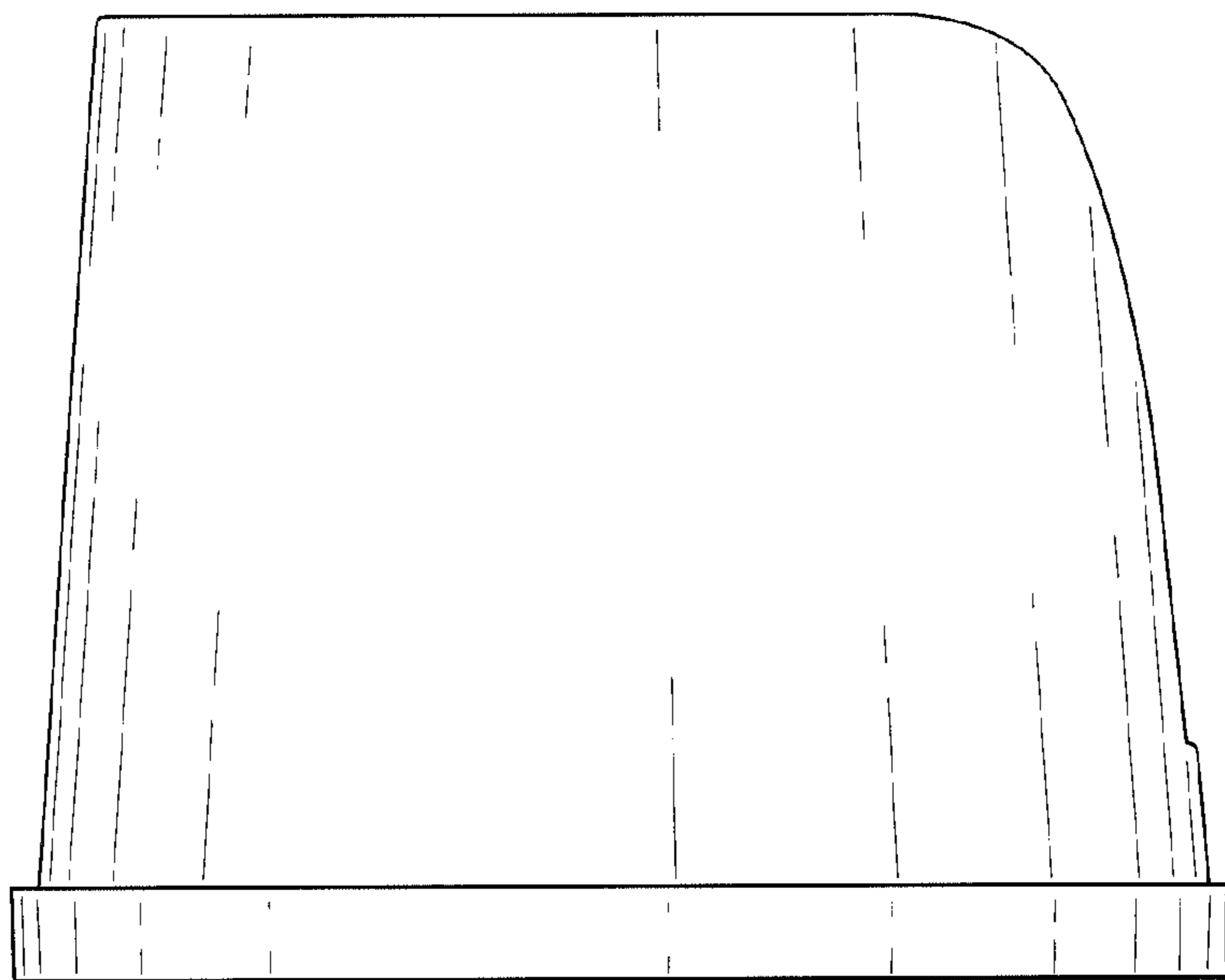


FIG. 4

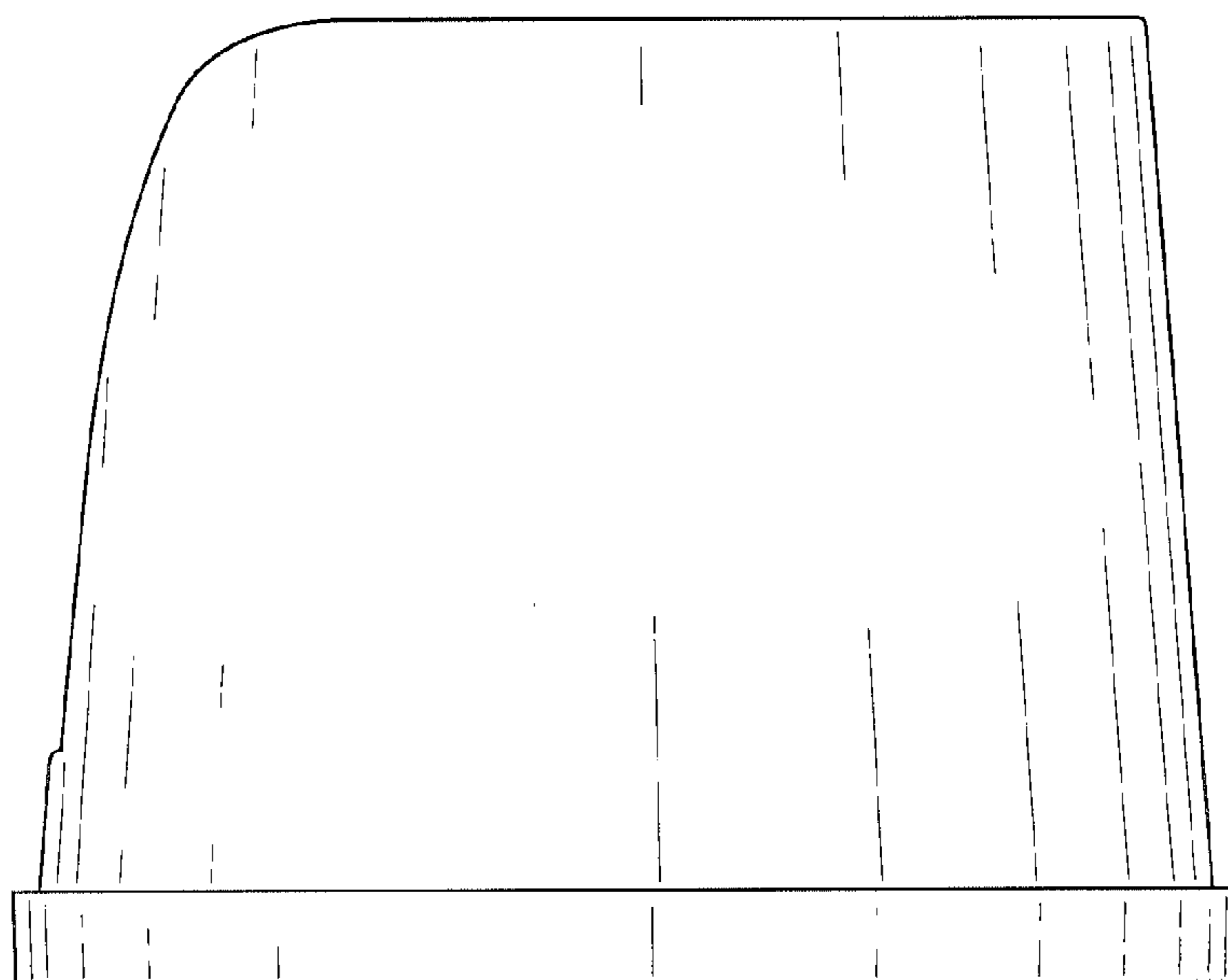


FIG. 5

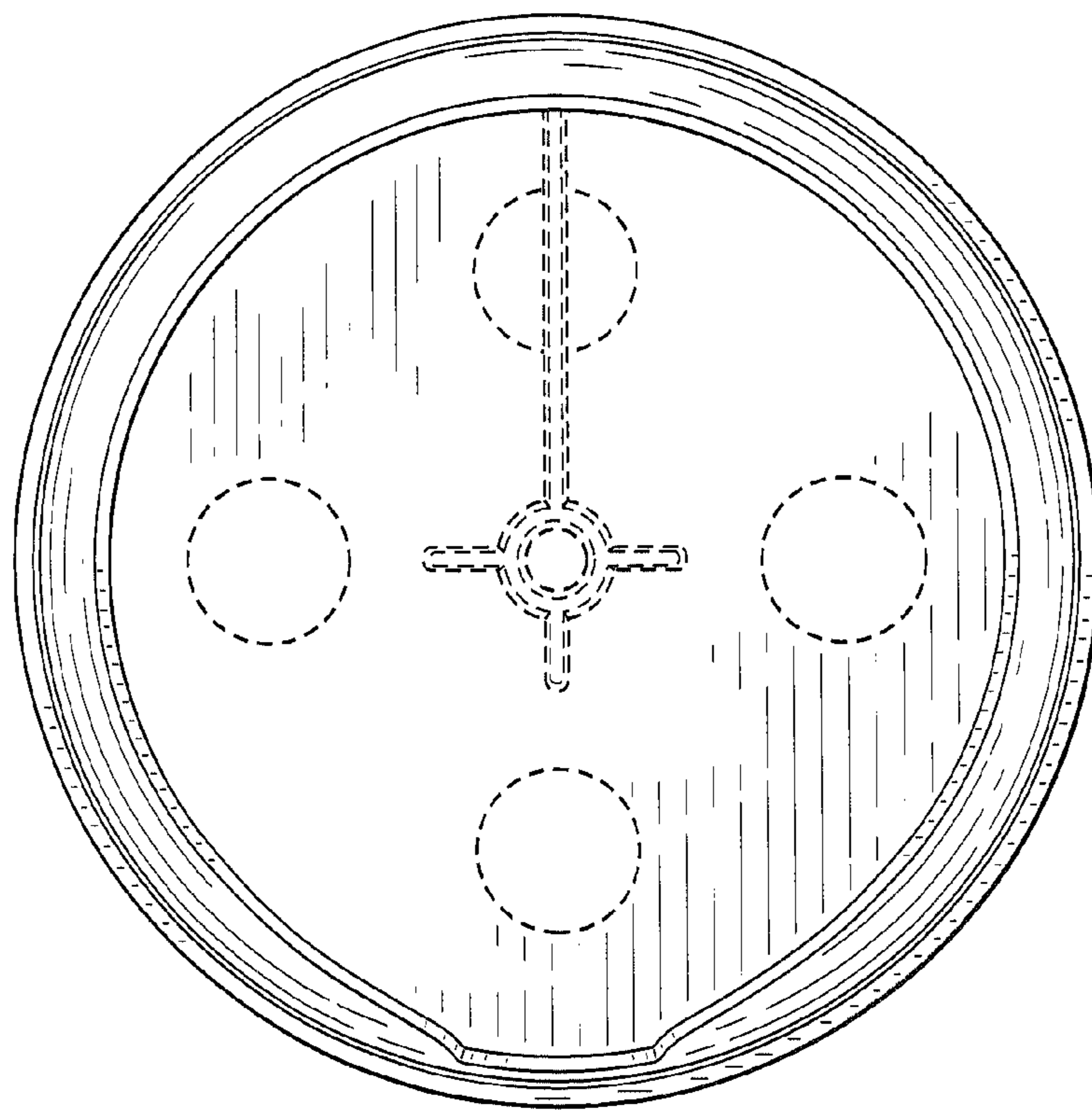


FIG. 6

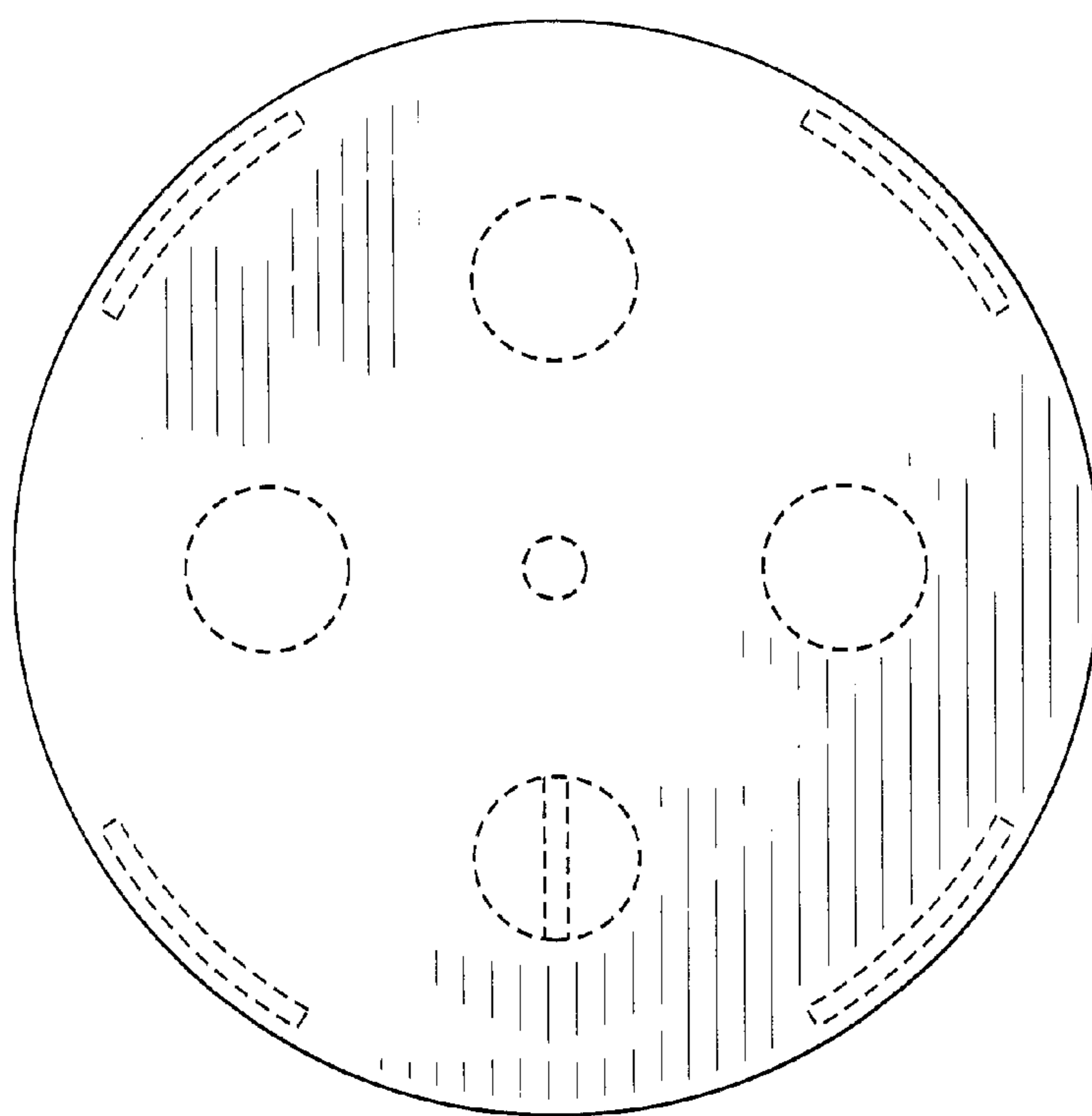


FIG. 7