

US00D717152S

(12) **United States Design Patent**
Weinerman et al.

(10) **Patent No.:** **US D717,152 S**
(45) **Date of Patent:** **** Nov. 11, 2014**

(54) **T-HANDLE OF A LATCH ASSEMBLY**
(71) Applicant: **The Eastern Company**, Cleveland, OH (US)
(72) Inventors: **Lee S. Weinerman**, Medina, OH (US); **Fredrick L. Putzier**, Columbia Station, OH (US)

D567,061 S 4/2008 Paige et al.
7,398,664 B1 * 7/2008 Weinerman et al. 70/208
D578,373 S 10/2008 Paige et al.
7,454,933 B1 * 11/2008 Paige et al. 70/208
D585,468 S 1/2009 Burns
7,748,246 B1 7/2010 Paige et al.
D624,800 S 10/2010 Burns
D644,911 S 9/2011 Le

(73) Assignee: **The Eastern Company**, Cleveland, OH (US)

OTHER PUBLICATIONS
Eberhard Manufacturing Company, division of The Eastern Company, "Catalog 116", 2011, p. 39.

(**) Term: **14 Years**

* cited by examiner

(21) Appl. No.: **29/438,109**

Primary Examiner — Randall Gholson

(22) Filed: **Nov. 26, 2012**

(74) *Attorney, Agent, or Firm* — Christopher L. Parmelee; Walker & Jocke

(51) **LOC (10) Cl.** **08-07**

(57) **CLAIM**

(52) **U.S. Cl.**
USPC **D8/331**

The ornamental design for a T-handle of a latch assembly, as shown and described.

(58) **Field of Classification Search**
USPC D8/301, 302, 306, 313, 336, 337, 338, D8/350, 352, 107; 292/121, 336.3, 292/DIG. 12, DIG. 31, DIG. 30; 16/110.1; 70/207, 208, 211, 91, 28
See application file for complete search history.

DESCRIPTION

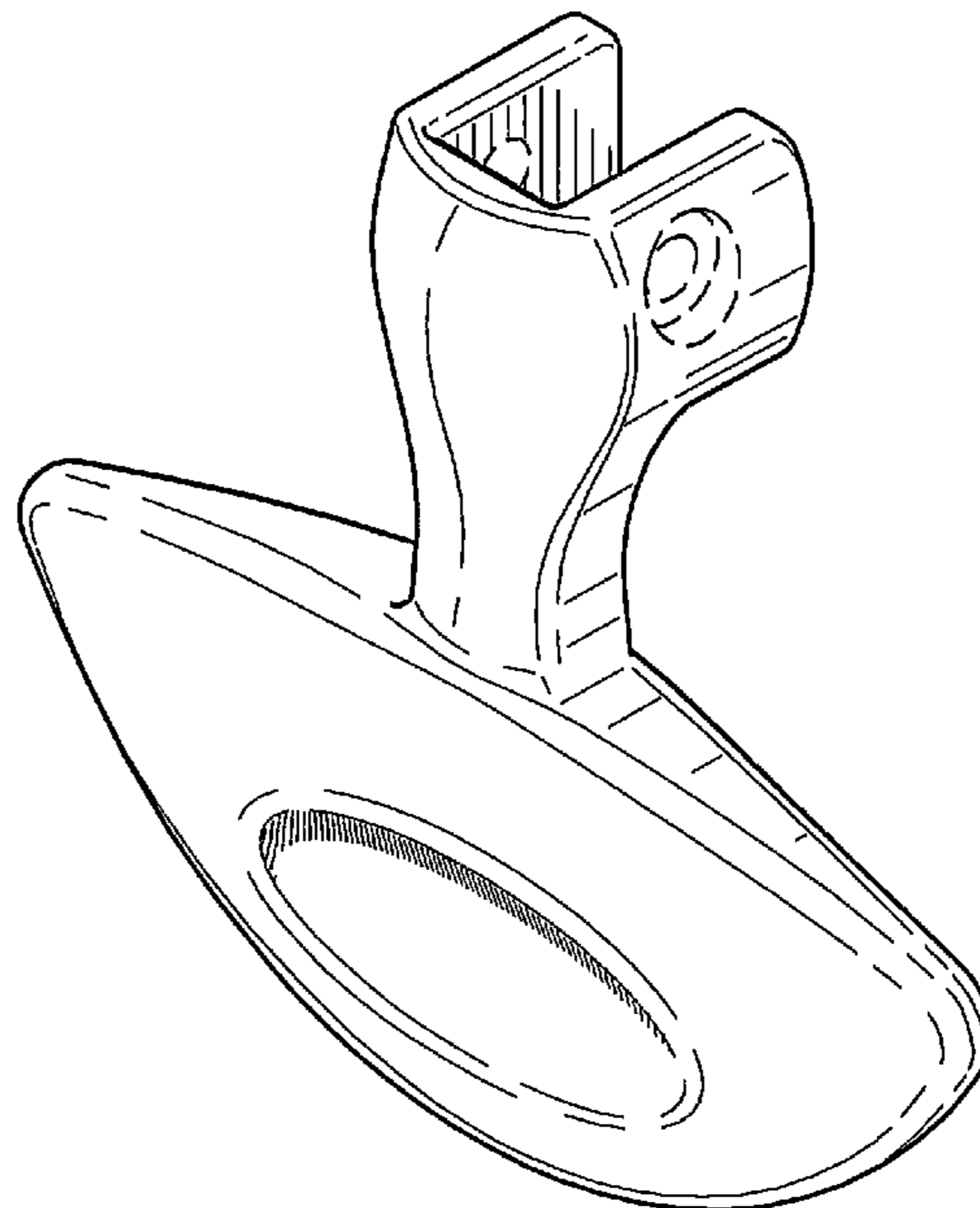
FIG. 1 is a top, front, right side perspective view showing our new design for a T-handle of a latch assembly.
FIG. 2 is a front view thereof.
FIG. 3 is a right side view thereof, the left side thereof being a mirror image.
FIG. 4 is a top view thereof.
FIG. 5 is a bottom view thereof.
FIG. 6 is a back view thereof; and,
FIG. 7 is a bottom, back, left side perspective view thereof.
The broken lines shown in the drawings show unclaimed subject matter only and form no part of the claimed design; and,

(56) **References Cited**

U.S. PATENT DOCUMENTS

D456,237 S * 4/2002 Sokurenko et al. D8/307
D457,803 S * 5/2002 Weinerman et al. D8/338
D537,321 S * 2/2007 Paige et al. D8/338
D538,131 S * 3/2007 Paige et al. D8/302
D546,165 S * 7/2007 Paige et al. D8/338
D548,561 S * 8/2007 Paige et al. D8/306
D558,556 S * 1/2008 Weinerman et al. D8/301

1 Claim, 4 Drawing Sheets



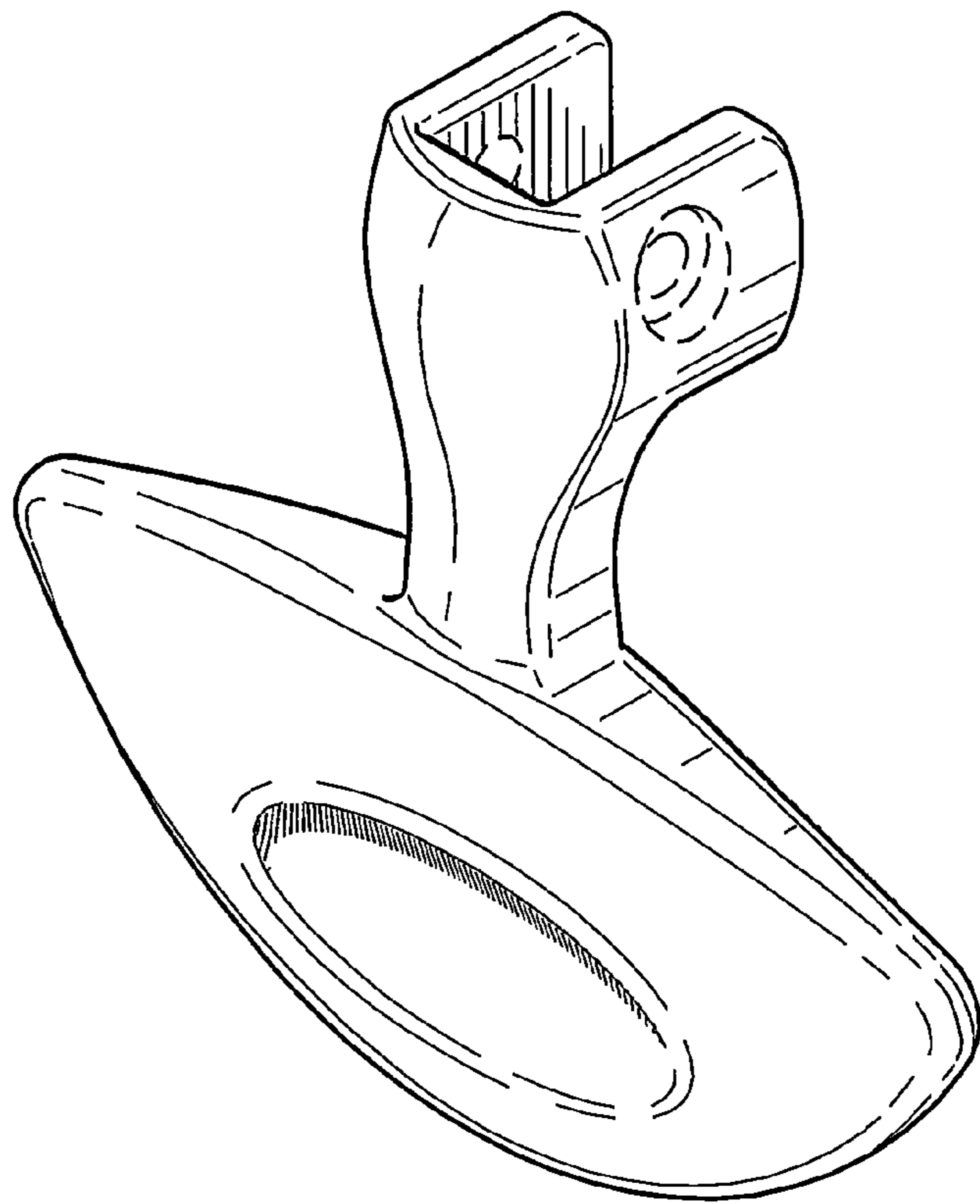


FIG. 1

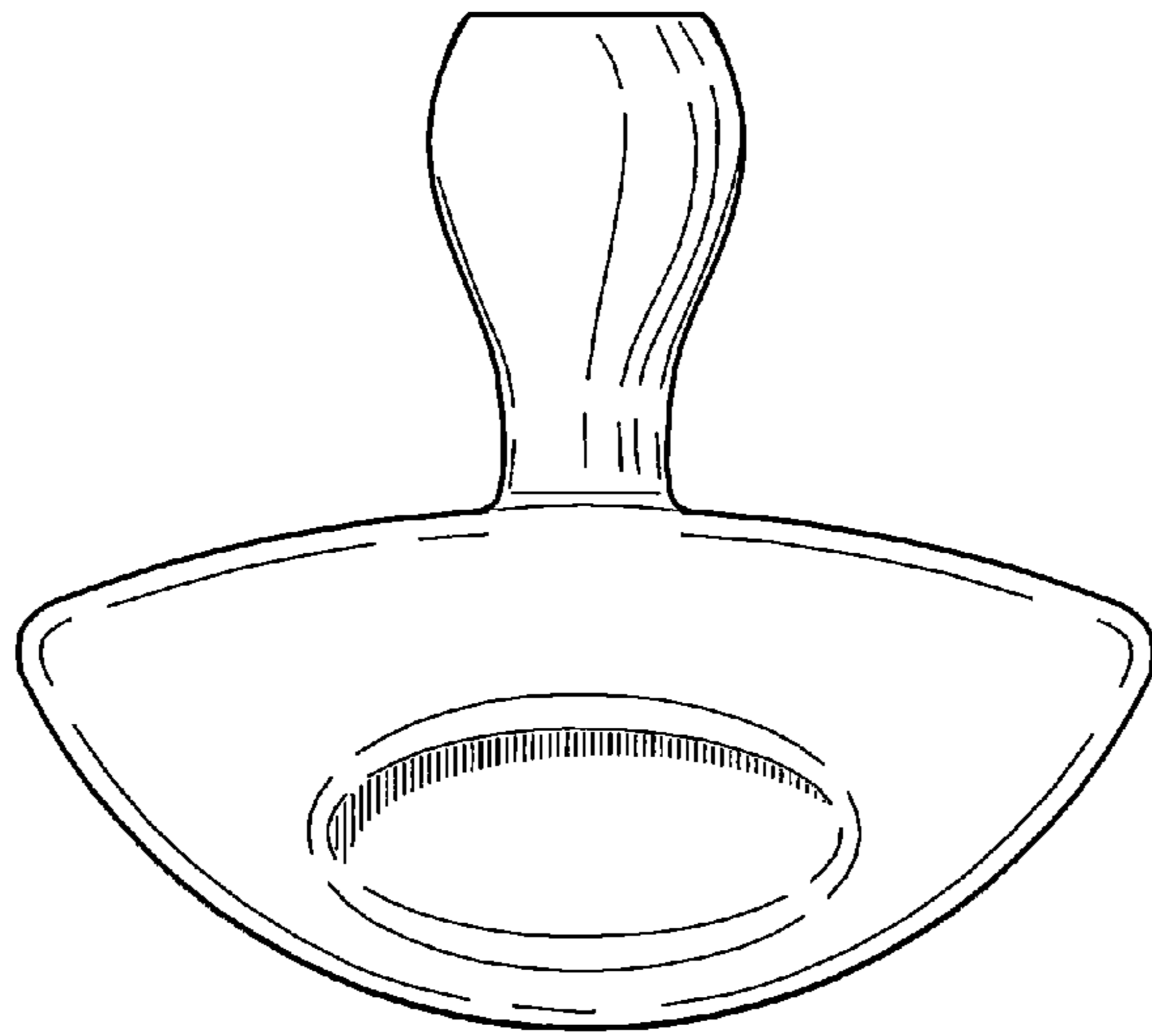


FIG. 2

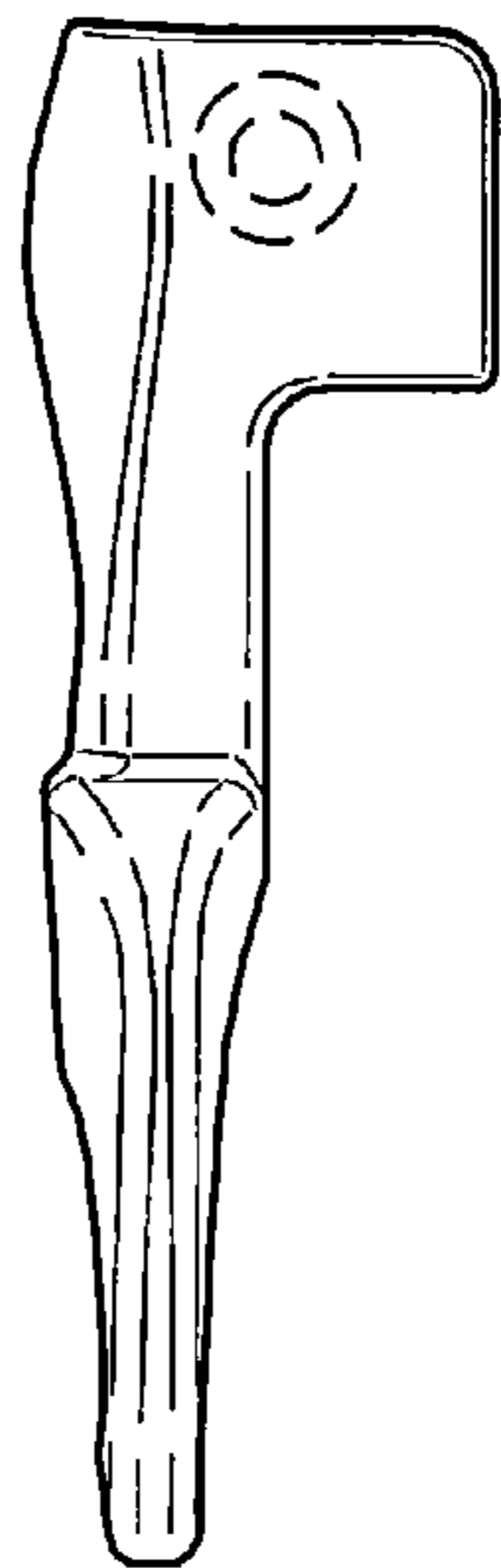


FIG. 3

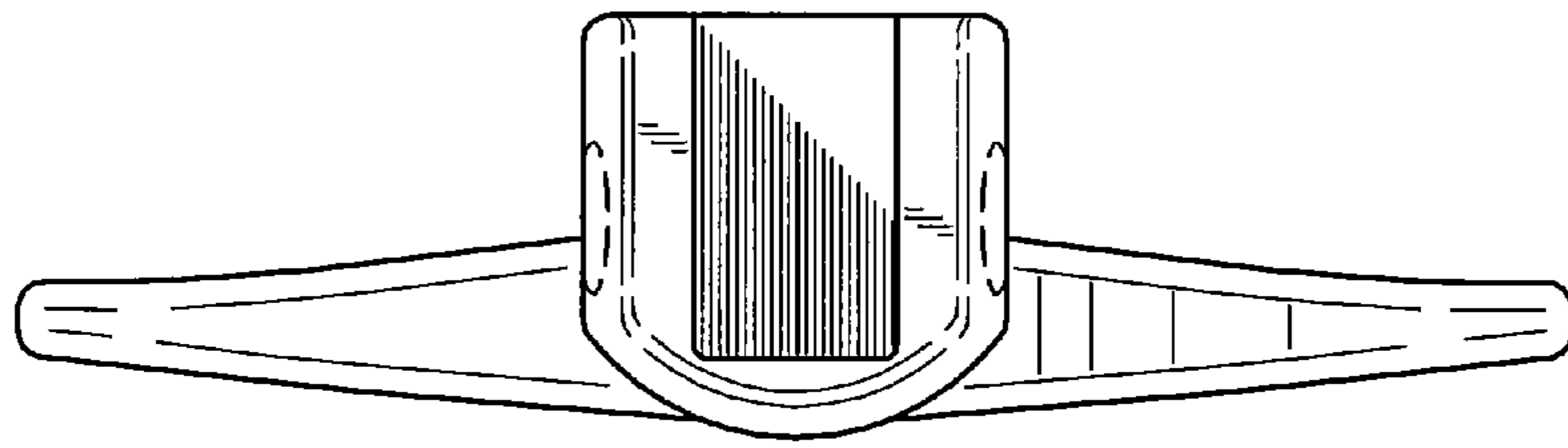


FIG. 4




FIG. 5

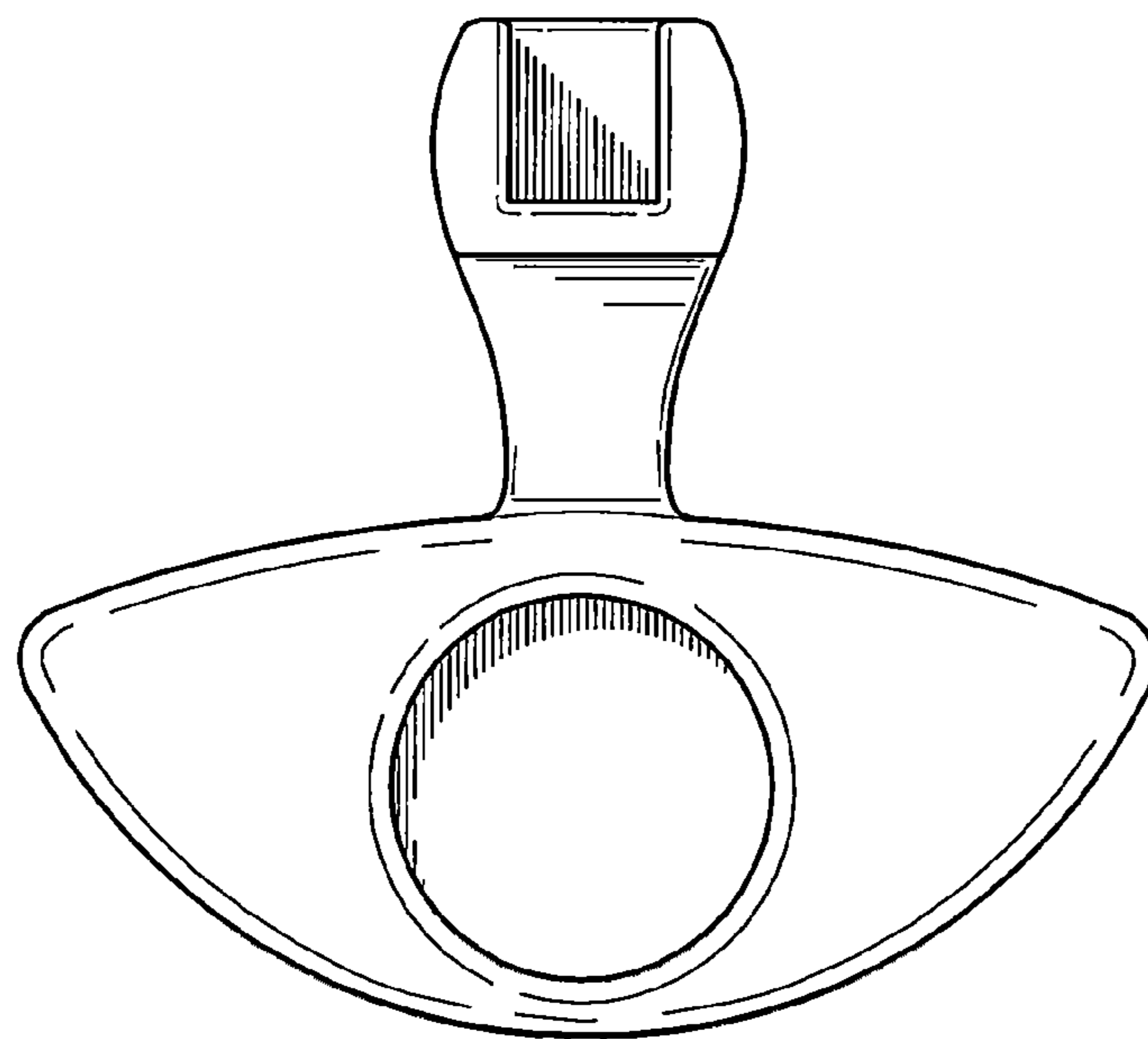


FIG. 6

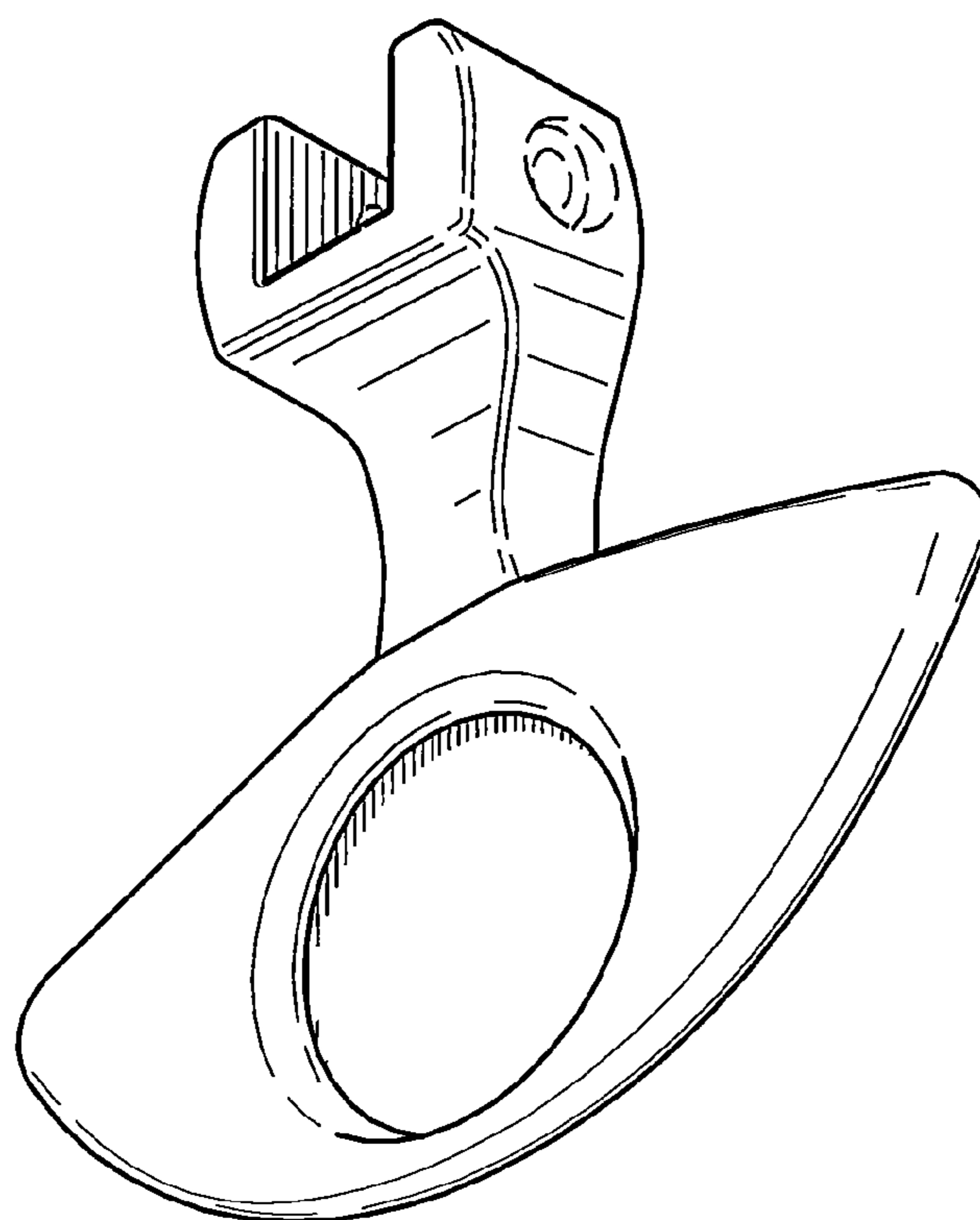


FIG. 7