



US00D717142S

(12) **United States Design Patent**  
**Jannitto, Jr.**

(10) **Patent No.:** **US D717,142 S**

(45) **Date of Patent:** **\*\* Nov. 11, 2014**

(54) **HANDLE FOR A FIXED OR REMOVABLE SHAFT TURNING TOOL**

(71) Applicant: **ARTISAN Hand Tools, Inc.**, Ansonia, CT (US)

(72) Inventor: **John M. Jannitto, Jr.**, Naugatuck, CT (US)

(73) Assignee: **ARTISAN Hand Tools, Inc.**, Ansonia, CT (US)

(\*\*) Term: **14 Years**

(21) Appl. No.: **29/447,728**

(22) Filed: **Mar. 6, 2013**

(51) **LOC (10) Cl.** ..... **08-05**

(52) **U.S. Cl.**  
USPC ..... **D8/21**

(58) **Field of Classification Search**  
USPC ..... D8/82-87, 98-99, 105, 107, 21-25;  
7/165, 167, 169; 81/177.1-177.7, 436,  
81/438, 489; 362/120  
See application file for complete search history.

(56) **References Cited**

**U.S. PATENT DOCUMENTS**

3,114,401	A	12/1963	Johnson	
4,448,097	A	5/1984	Rocca	
D310,472	S *	9/1990	Mader et al.	D8/82
5,163,345	A *	11/1992	Doan et al.	81/125
5,259,277	A *	11/1993	Zurbuchen	81/177.1
5,533,429	A	7/1996	Kozak	
D408,258	S *	4/1999	Tsai	D8/107
5,904,080	A	5/1999	Anderson et al.	
5,954,463	A	9/1999	Jore	
D422,474	S *	4/2000	Shiao	D8/83
D442,050	S *	5/2001	Hung	D8/83
D446,706	S *	8/2001	Kalomeris et al.	D8/83
6,354,177	B2	3/2002	Peters	

6,418,821	B1 *	7/2002	Yamakawa	81/437
6,655,240	B1 *	12/2003	DeVecchis et al.	81/438
D487,690	S *	3/2004	Hu	D8/83
6,732,615	B2	5/2004	Layaou	
D503,606	S *	4/2005	McKain	D8/82
RE38,778	E	8/2005	Eggert et al.	
D553,464	S *	10/2007	Rinner	D8/83
D567,621	S *	4/2008	Singh et al.	D8/83
D569,210	S *	5/2008	Chien	D8/87
D644,902	S *	9/2011	Yang	D8/83
D645,717	S *	9/2011	Ou	D8/83
8,051,538	B2 *	11/2011	Hsieh	16/436
D653,519	S *	2/2012	Lucio et al.	D8/86

**OTHER PUBLICATIONS**

Kmart.com, Case IH 6-in-1 Screw and Nut Driver Set, 5 pages, retrieved on Aug. 24, 2012, <URL: <http://www.kmart.com/case-ih-6-in-1-screw-and-nut/p-00903040000P?prdNo=3>>.

(Continued)

*Primary Examiner* — Randall Gholson

(74) *Attorney, Agent, or Firm* — Lipsitz & McAllister, LLC

(57) **CLAIM**

The ornamental design for a handle for a fixed or removable shaft turning tool, as shown and described.

**DESCRIPTION**

FIG. 1 is a front and right side perspective view of a handle for a fixed or removable shaft turning tool showing the new design;

FIG. 2 is a right side elevational view thereof;

FIG. 3 is a left side elevational view thereof;

FIG. 4 is a top plan view thereof;

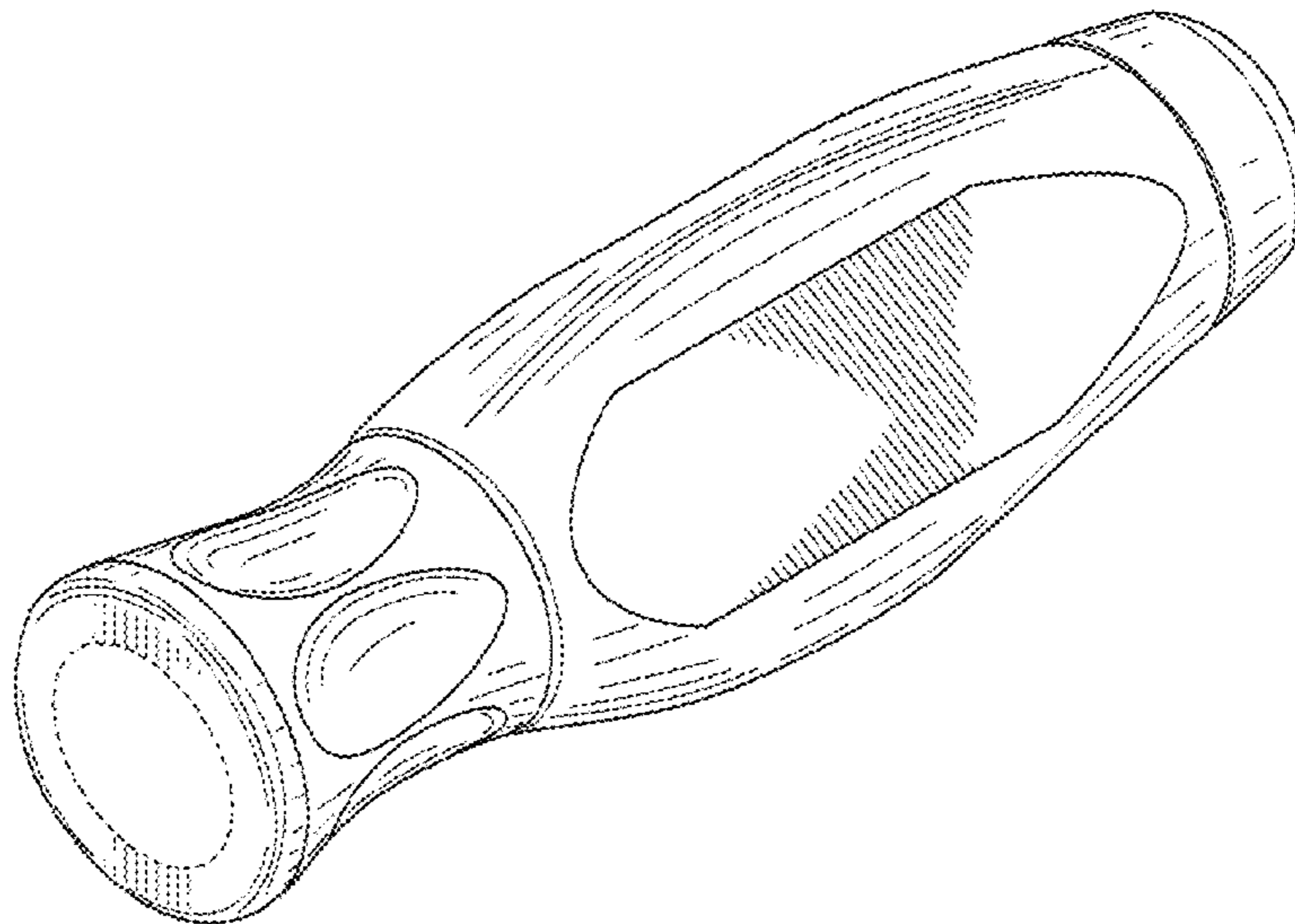
FIG. 5 is a bottom plan view thereof;

FIG. 6 is a front end elevational view thereof; and,

FIG. 7 is a rear end elevational view thereof.

The broken lines shown in the drawings show unclaimed subject matter only and form no part of the claimed design.

**1 Claim, 4 Drawing Sheets**



(56)

**References Cited**

OTHER PUBLICATIONS

JamestownDistributors.com, 6-in-1 Screw Drivers, 3 pages, retrieved on Aug. 24, 2012, <URL: [http://www.jamestowndistributors.com/userportal/show\\_product.do?pid=1362](http://www.jamestowndistributors.com/userportal/show_product.do?pid=1362)>.

PrimusCable.com, 6 in 1 Screwdriver, 2 pages, retrieved on Aug. 24, 2012, <URL: [http://www.primuscable.com/store/p/2550-6-in-1-Screwdriver-inc-1-2-Phillips-5-7-Slotted-1-4-5-16 Nut . . .](http://www.primuscable.com/store/p/2550-6-in-1-Screwdriver-inc-1-2-Phillips-5-7-Slotted-1-4-5-16-Nut...)>.

\* cited by examiner

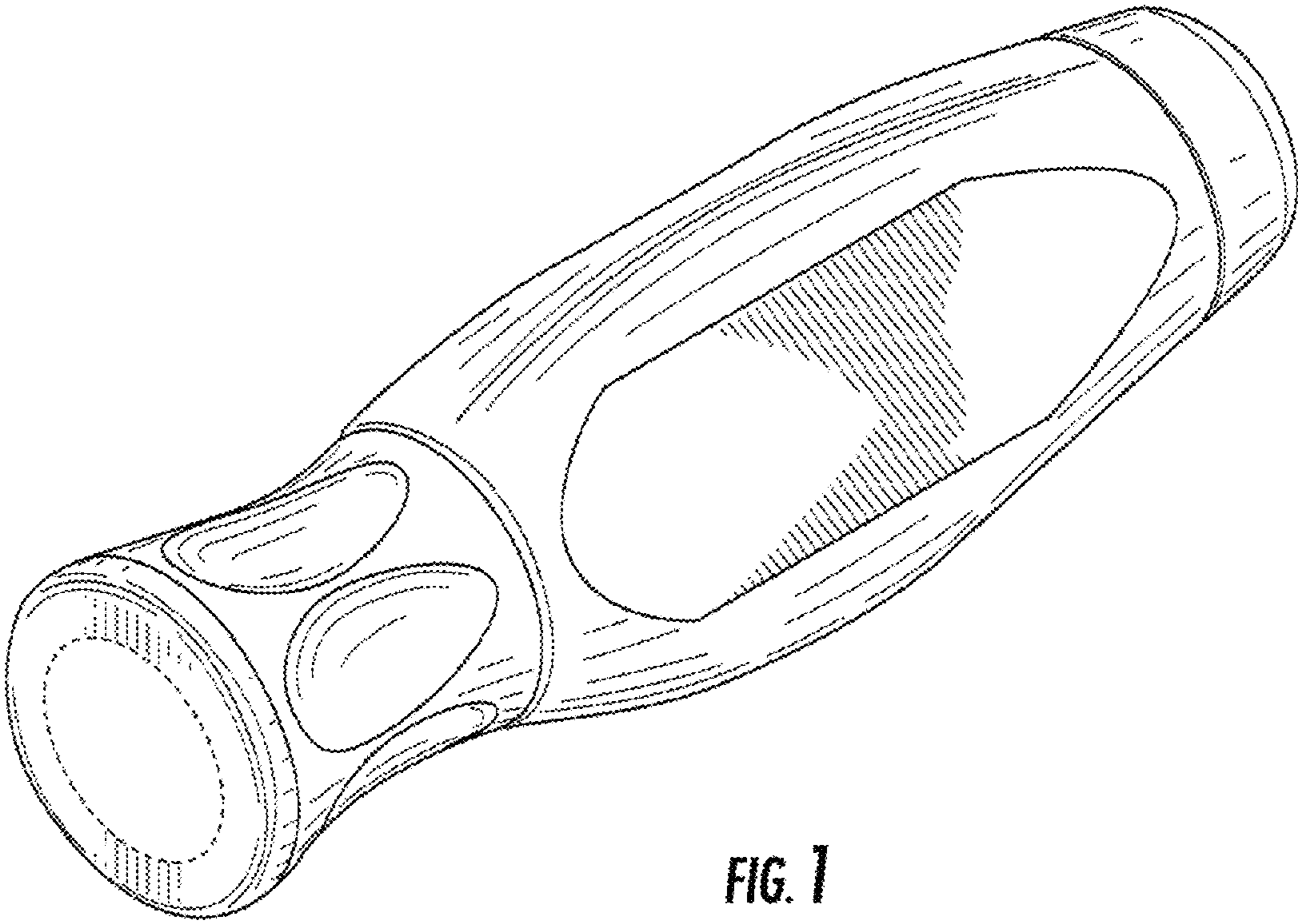


FIG. 1

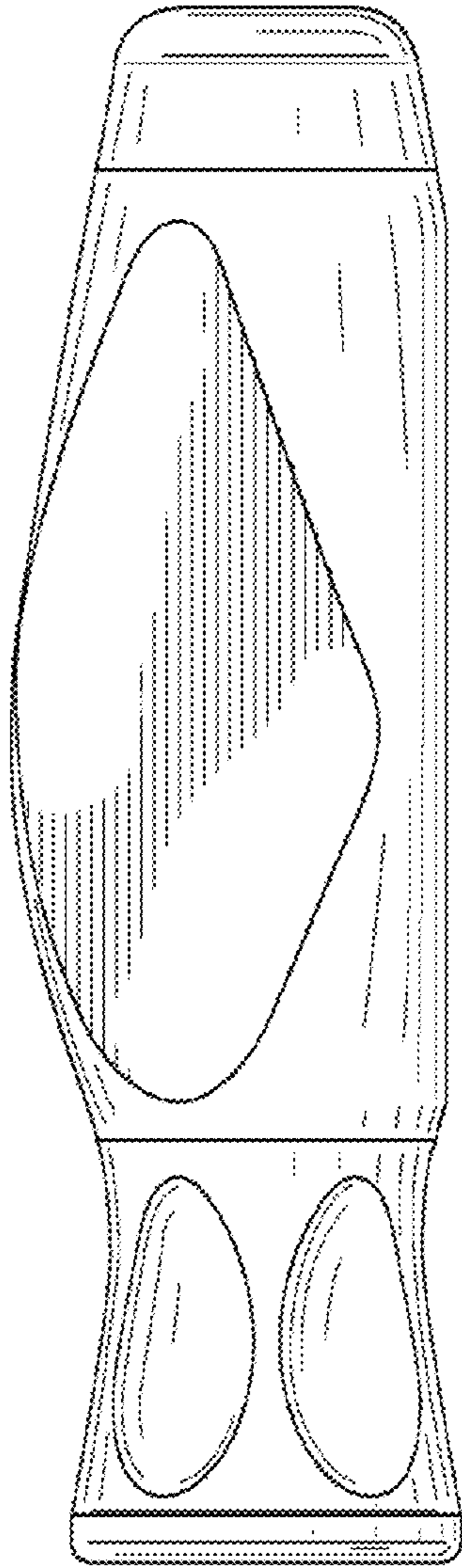


FIG. 2

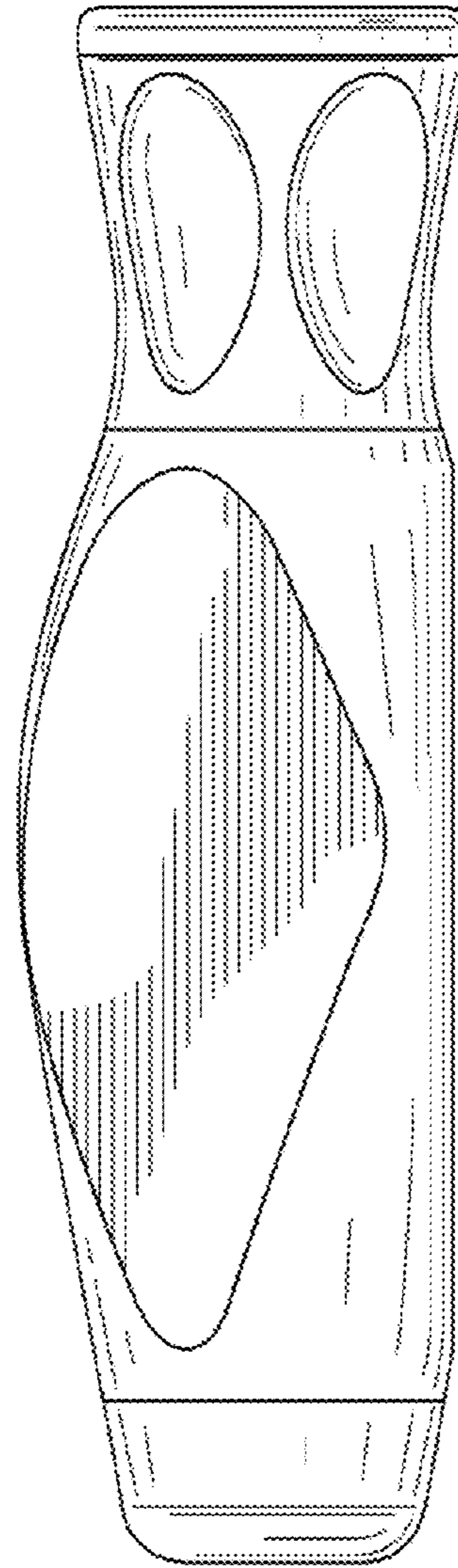


FIG. 3

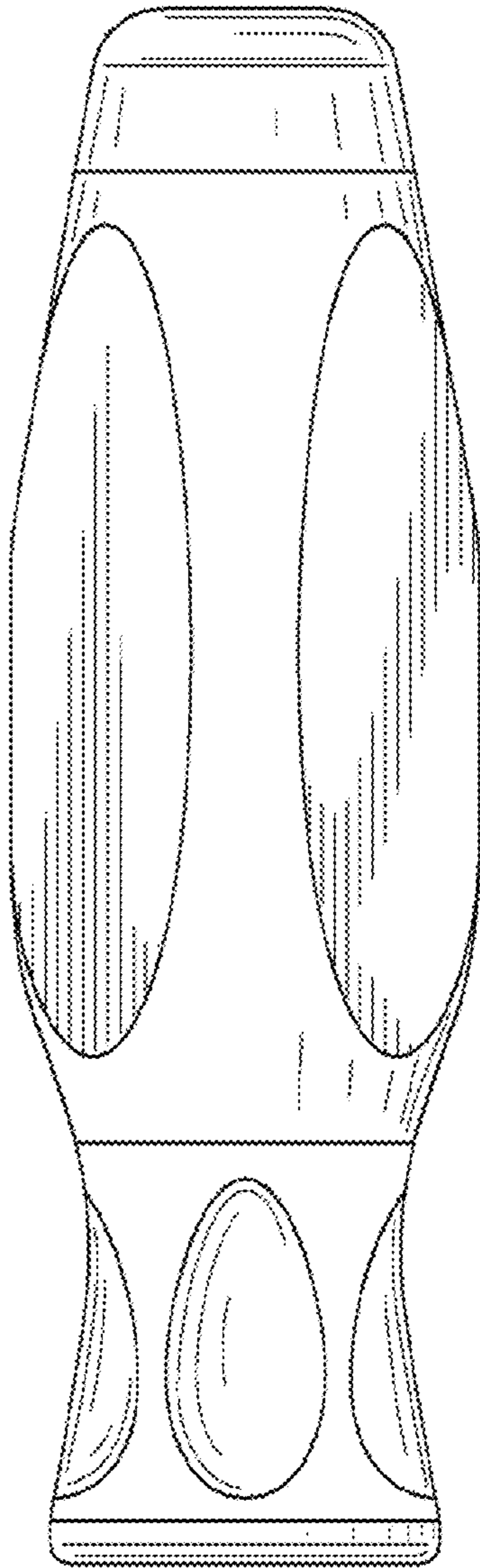


FIG. 4

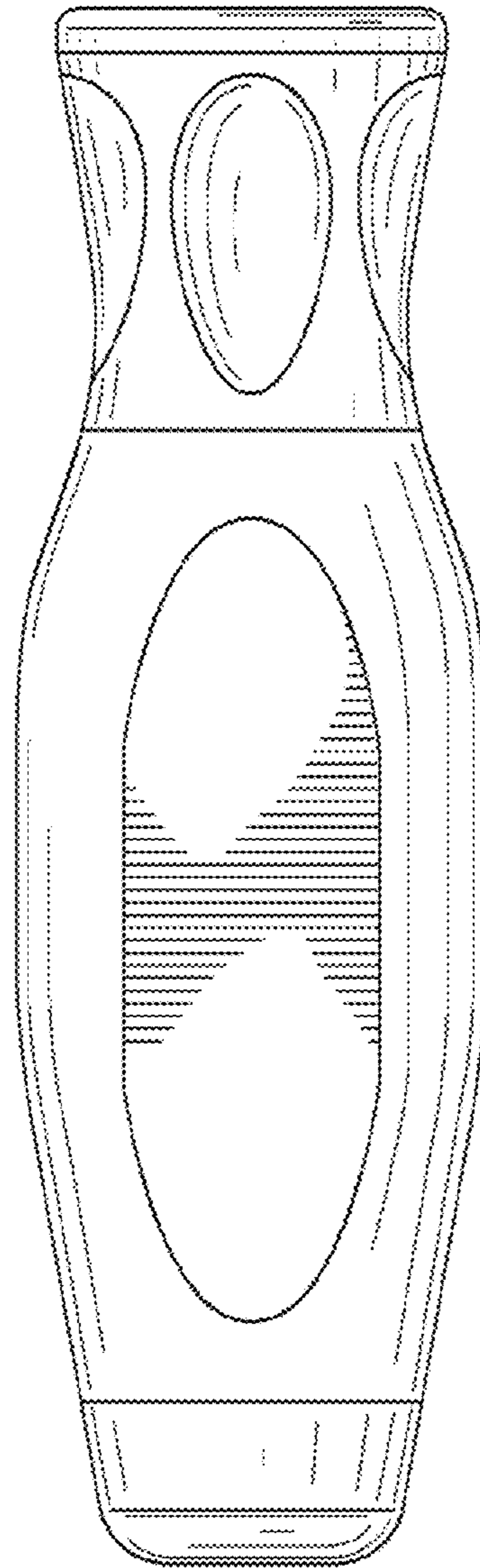
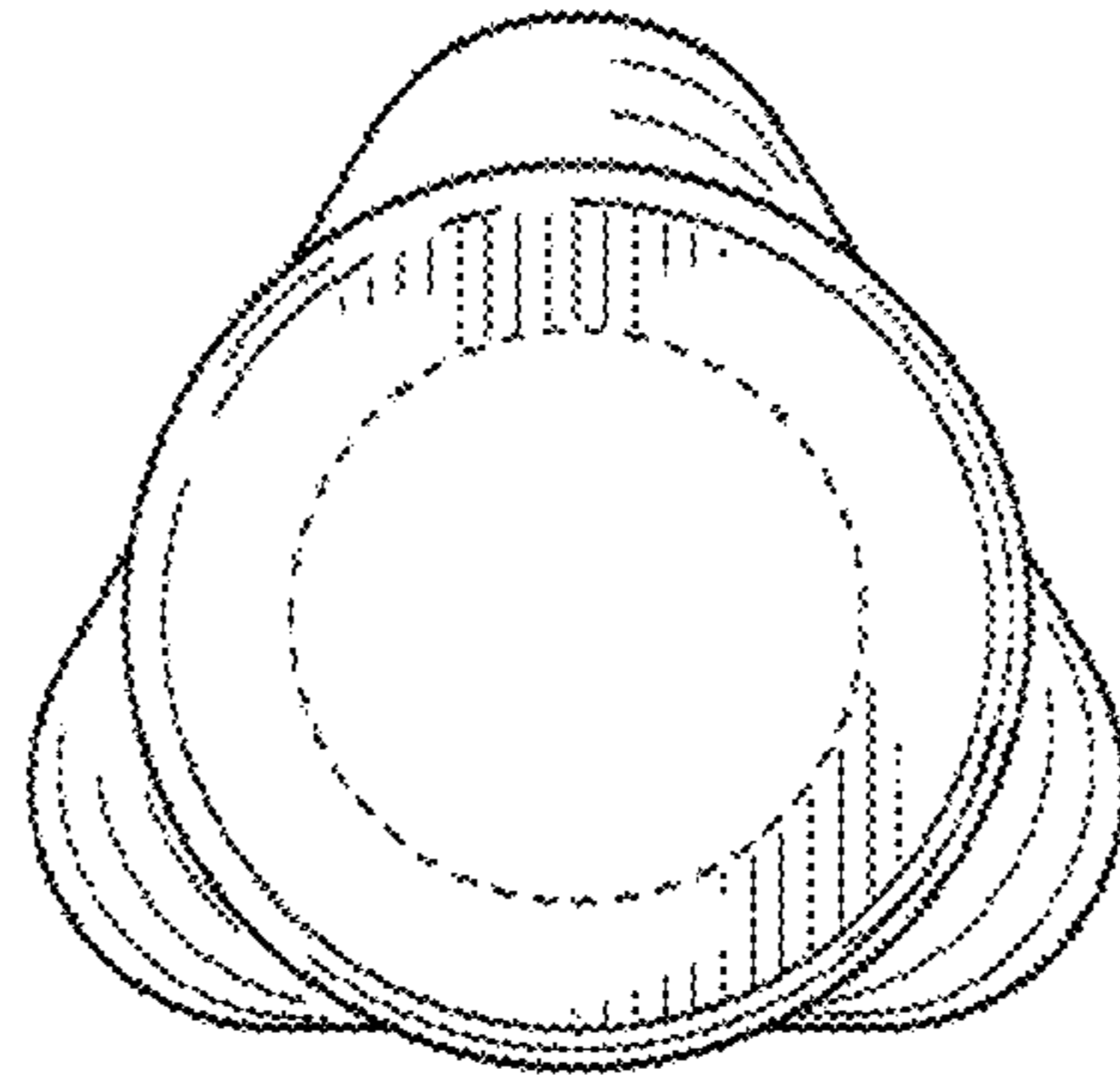
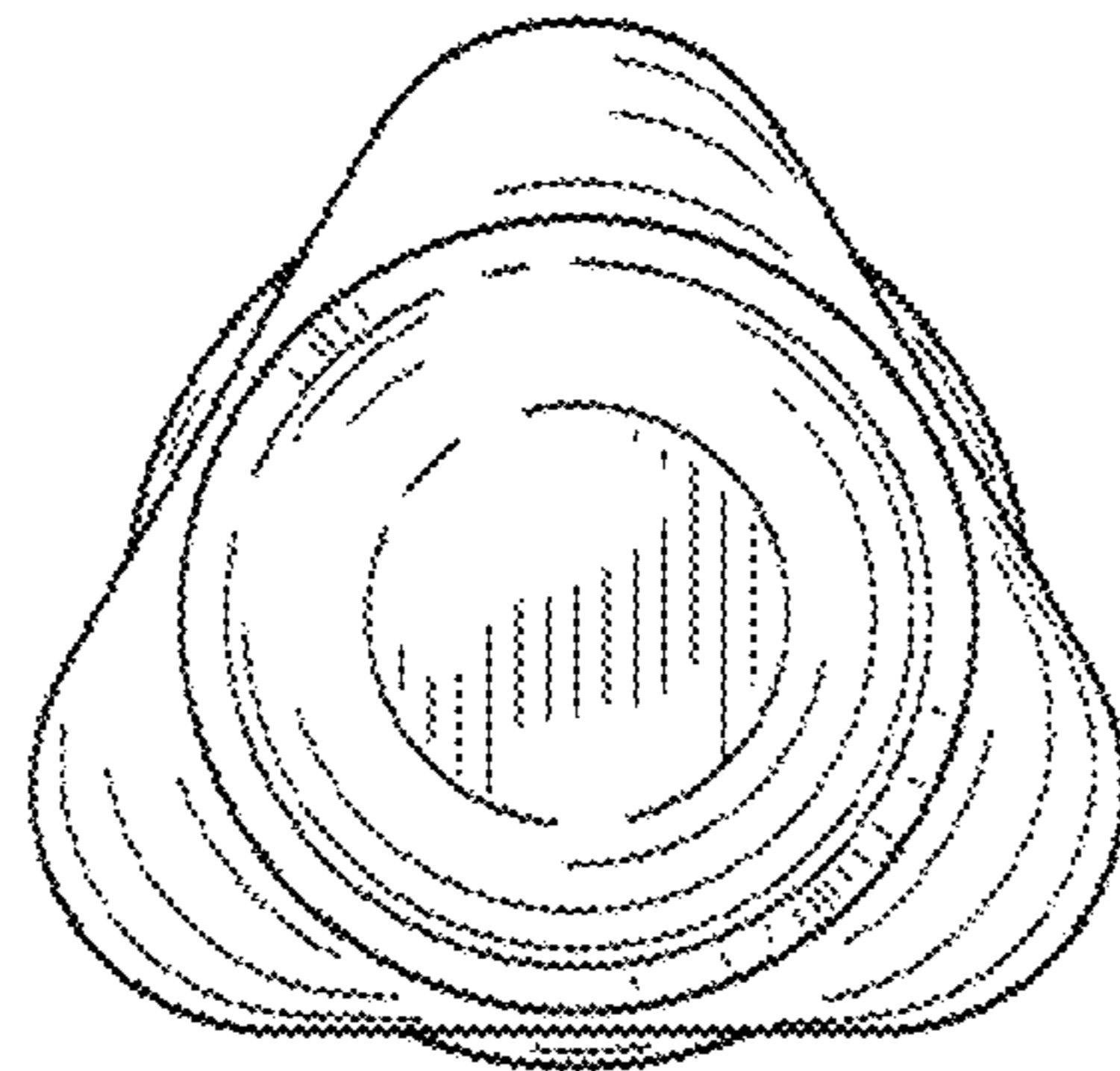


FIG. 5



**FIG. 6**



**FIG. 7**