



US00D717135S

(12) **United States Design Patent**
Robinson et al.

(10) **Patent No.:** **US D717,135 S**

(45) **Date of Patent:** **** Nov. 11, 2014**

(54) **BLADE FOR HARVESTING VEGETABLES**

(75) Inventors: **Dave Robinson**, Salinas, CA (US);
Randy Wilson, Salinas, CA (US);
Marvin Beleu, Chualar, CA (US)

(73) Assignee: **Andrew Smith Company**, Spreckels,
CA (US)

(**) Term: **14 Years**

(21) Appl. No.: **29/413,367**

(22) Filed: **Feb. 14, 2012**

(51) **LOC (10) Cl.** **08-01**

(52) **U.S. Cl.**
USPC **D8/7**

(58) **Field of Classification Search**
CPC A01B 3/19; A01B 3/18; A01B 1/16
USPC D8/1, 7, 9, 11, 12; 172/376, 371-375,
172/380-381; 7/114; 294/53.5
See application file for complete search history.

(56) **References Cited**

U.S. PATENT DOCUMENTS

D277,258 S * 1/1985 Baty D8/11
D340,627 S * 10/1993 Kisby D8/11

D376,966 S * 12/1996 Bartlett et al. D8/11
D562,092 S * 2/2008 Roberson et al. D8/11
D613,135 S * 4/2010 Donald et al. D8/7
D698,619 S * 2/2014 Schnabel D8/11

* cited by examiner

Primary Examiner — Sheryl Lane

(74) *Attorney, Agent, or Firm* — Temmerman Law Office;
Mathew J. Temmerman

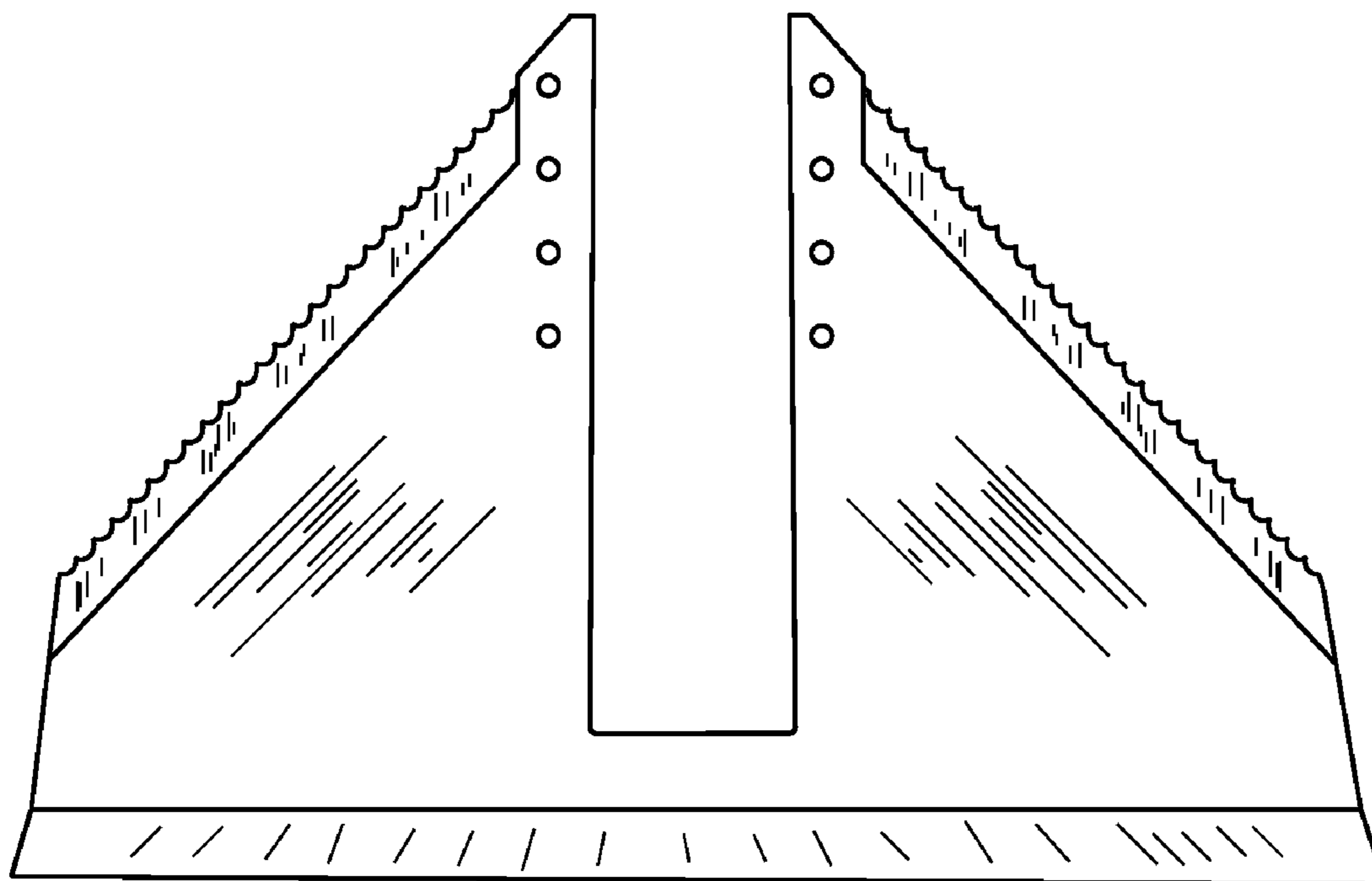
(57) **CLAIM**

The ornamental design for a blade for harvesting vegetables,
as shown.

DESCRIPTION

FIG. 1 is a front view of an improved blade for harvesting
vegetables.
FIG. 2 is a Rear view thereof;
FIG. 3 is a Top Perspective View thereof;
FIG. 4 is a Side Perspective View thereof;
FIG. 5 is a Top View thereof;
FIG. 6 is a Bottom View thereof;
FIG. 7 is a Right Side View thereof; and,
FIG. 8 is a Left Side View thereof.

1 Claim, 4 Drawing Sheets



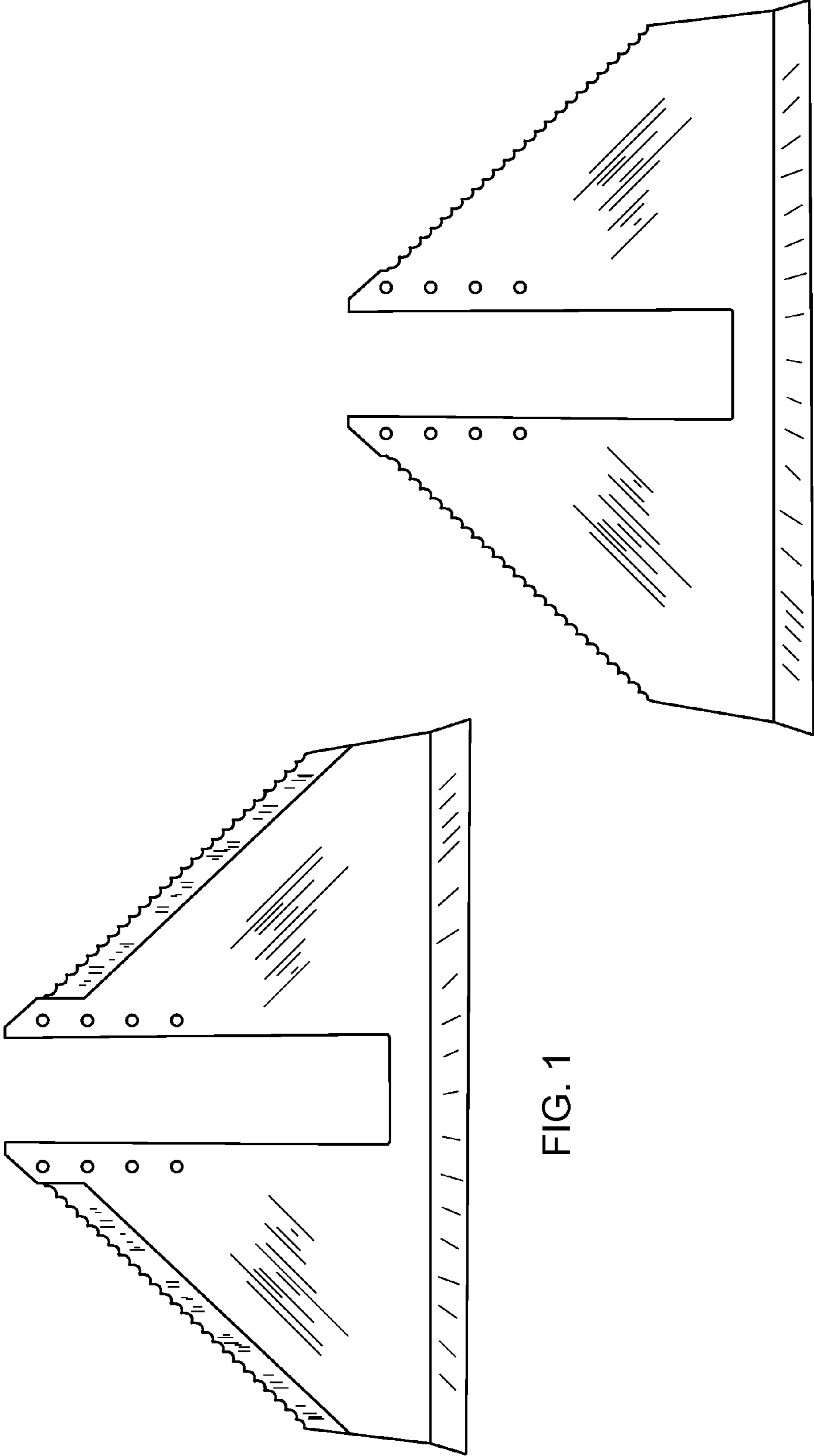


FIG. 1

FIG. 2

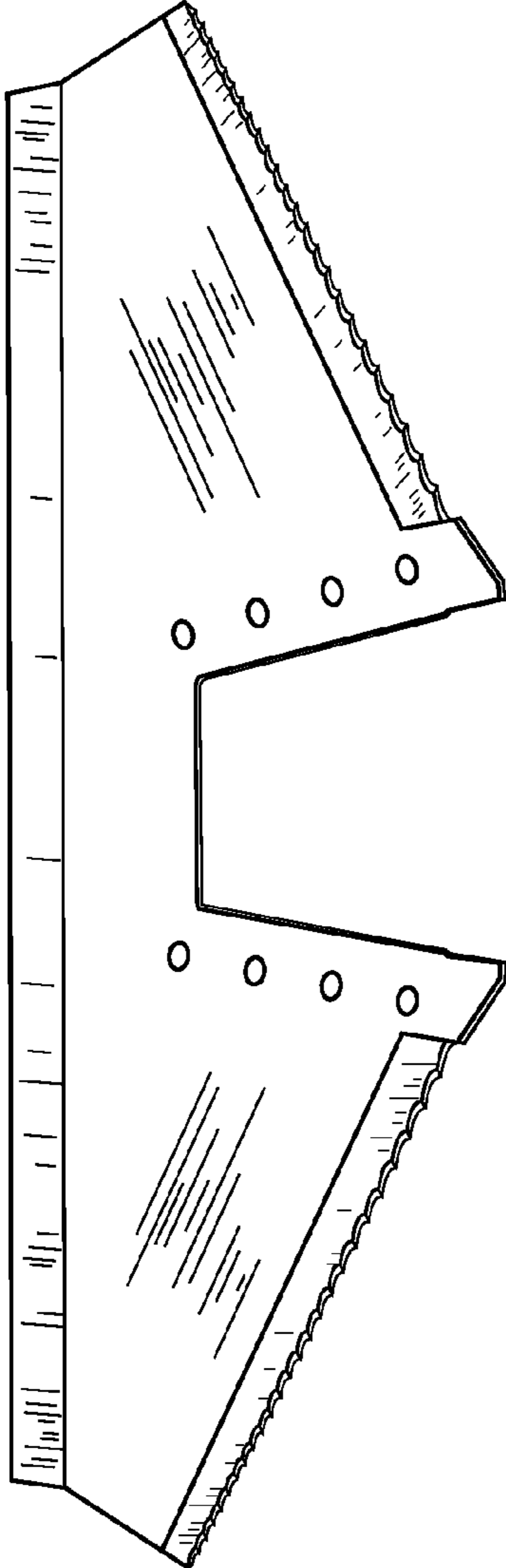


FIG. 3

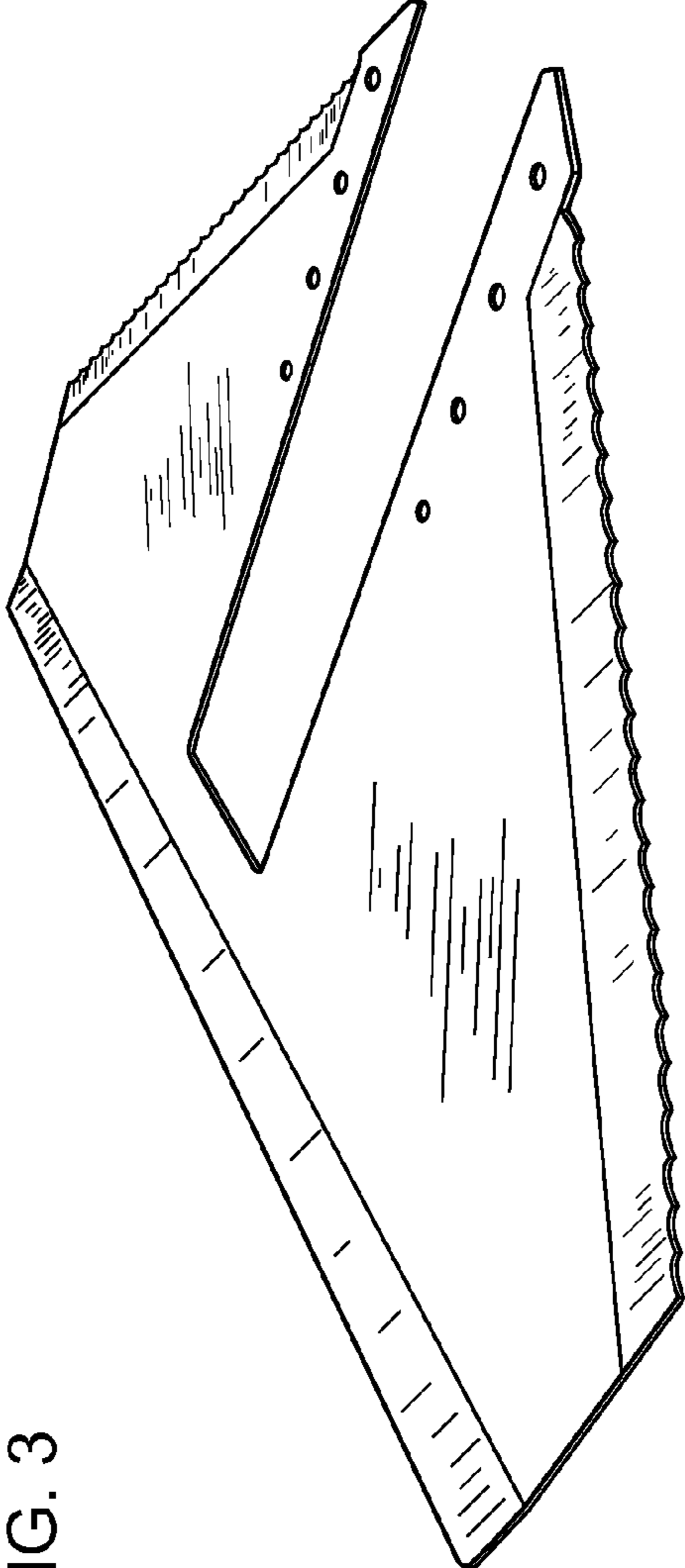


FIG. 4



FIG. 5

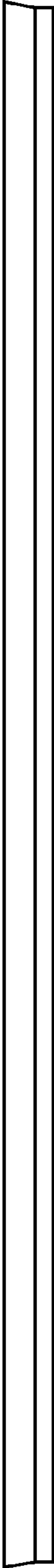


FIG. 6

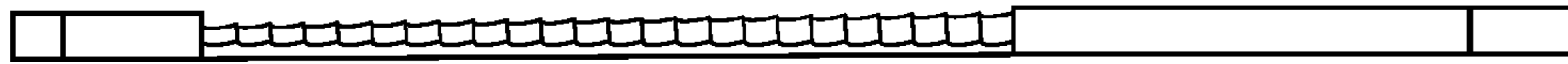


FIG. 8



FIG. 7